

## LED BULLET FLOODS

BF SERIES



12W



30W

See page 2 for dimensions



### PRODUCT DESCRIPTION:

Ideal for landscape, façade and sign lighting applications, the LED Bullet Flood Light features a swivel arm for precise angle adjustment. Sealed to keep out dirt, bugs and moisture, the Bullet Floods is constructed with a precision die-cast aluminum housing and tempered, shatter-resistant glass for a sleek appearance and maximum durability. The floods can be surface mounted directly to electrical boxes or posts with a 1/2" threaded bushing.

### FEATURES:

- 12W/30W replace up to 50 Watt Quartz Halogen/150 Watt Metal Halide
- Available in 2 distributions: Wide and Tight
- Leading efficiency ranging from 108-121 lm/W
- 3000K and 5000K available
- ≥ 100,000 hour L70 Life @ 25°C
- Universal 120-277V driver
- Fixture can be surface mounted directly to electrical boxes or posts with 1/2" threaded bushing
- 5 Year Limited Warranty

### CONSTRUCTION:

- Die cast aluminum body
- Bronze polyester powder coat finish
- Sealed to keep out dirt and bugs
- Tempered shatter resistant glass lens
- Weep hole located on lower lip of fixture to prevent water buildup
- 1/2" NPT threaded arm with locking swivel

### ACCESSORIES:

- Optional shroud available, see page 3 for ordering information

#### MODEL SELECTION (Full list of order codes on pg. 2)

Typical order example: BF12AUDT50B000

BF		A	U			B
FAMILY	NOMINAL POWER, EQUIVALENCY	GENERATION	VOLTAGE	DISTRIBUTION	CCT	COLOR
BF= Bullet Flood	12= 12W, replaces up to 50W Quartz Halogen  30= 30W, replaces up to 150W Metal Halide	A= Generation A	U= 120-277V	DT= Tight DW= Wide	30= 3000K 50= 5000K	B= Bronze

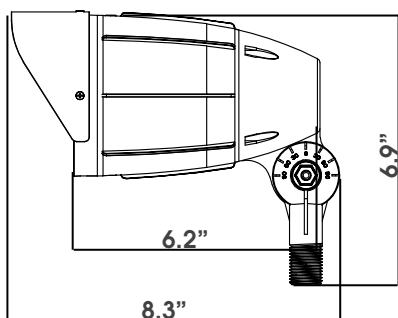
#### ACCESSORIES

ORDER CODE	MODEL NUMBER	DESCRIPTION	ACCESSORIES IMAGE
101679	TR2.37BZ	Tennon Reducer, 2-3/8" to 1/2", Bronze	

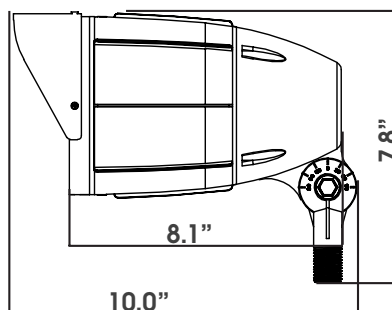
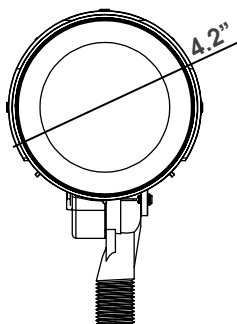
**SPECIFICATIONS:**

		BF12AUDTXXXXXX	BF30AUDTXXXXXX	BF12AUDWXXXXXX	BF30AUDWXXXXXX
ITEM	SPECIFICATION	DETAILS			
GENERAL PERFORMANCE	Distribution	Tight		Wide	
	NEMA H x V Distribution	4 x 4	2 x 2	6 x 6	5 x 5
	Beam Angle	25	10	60	60
	Input Power (W)	11	28	11	28
	Lumens Delivered 3000K (lm)	1175	3225	1200	3120
	Lumens Delivered 5000K (lm)	1205	3290	1235	3185
	Efficacy (lm/W)	108-110	118-120	111-114	114-116
	Color Temperature	3000K, 5000K			
	CRI	≥72			
	Lumen Maintenance (L70, TM-21 @ 25°C)	≥100,000			
ELECTRICAL	Input Voltage	120-277V standard			
	Power Factor	> 0.9			
PHYSICAL	Housing	Aluminum			
	Lens	Tempered Glass			
	Finish	Bronze standard			
	Operating Temperature	-30°F - 104°F			
QUALIFICATION	Qualification	DLC 4.1 Premium, cULus, LM-79, LM-80, TM-21, IP65, Title 24 Compliant			
	Environment	Outdoor, Wet location			
	Warranty	5 Years			


**\*DIMENSIONS:**



**12W**



**30W**



\*Shroud sold separately

**ORDERING\*:**

ORDER CODE	MODEL	NOMINAL WATTAGE	INPUT VOLTAGE	BEAM TYPE	COLOR TEMPERATURE (CCT)
100056	BF12AUDT30B	12W	120-277V	TIGHT	3000K
100058	BF12AUDT50B			TIGHT	5000K
100060	BF12AUDW30B			WIDE	3000K
100062	BF12AUDW50B			WIDE	5000K
100072	BF30AUDT30B	30W		TIGHT	3000K
100074	BF30AUDT50B			TIGHT	5000K
100076	BF30AUDW30B			WIDE	3000K
100078	BF30AUDW50B			WIDE	5000K

Lighting layouts and spacing criteria available upon request

\*Please contact your MaxLite representative to order products that don't have order codes listed here.

ACCESSORIES				
ORDER CODE	MODEL	DESCRIPTION	FINISH	COMPATIBLE MODELS
101495	BF12SHB	Shroud for 12W Bullet Flood	Bronze	BF12XXXXXXBXXX
101496	BF30SHB	Shroud for 30W Bullet Flood	Bronze	BF30XXXXXXBXXX