

PL V 6W DIR TITANIUM LED SERIES



PL:EDGE
SERIES

6W REPLACES




**13-18W
CFL**

60% Energy Savings

PRO



- Easy to install - Plug & Play Direct
- Ballast smart control technology
- Exceptional efficacy 103 LPW
- Compatible with most electronic ballasts
- Available in 2700K, 3000K, 3500K & 4000K CCT



LM 79

LM 80

TM 21



PL PRODUCT FEATURES

High Performance - Ballast Smart Control


The PL DIR lamp's ballast smart control technology allows for high performance even on lower powered ballasts, making it a suitable replacement for 13W and 18W CFL PL lamps.

Ballast Type	Lumens	Bare Lamp
13W	550	4.8W
18W	620	6W

Innovative Round Design - Patent Pending



GREEN CREATIVE PL V LED Lamp




Other PL V LED Lamp

The PL V lamp features a patent pending fully round design. Compared to other square shaped PL vertical lamps, the GREEN CREATIVE PL V improves the overall light output and aesthetics of the fixture.

APPLICATIONS

Retail



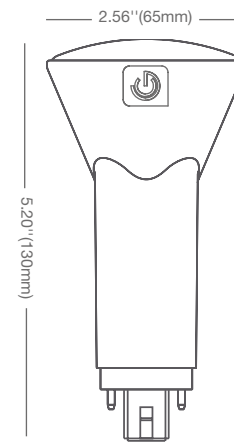
Hospitality



Office



Base: G24q & GX24q (4-pin CFL)
Voltage: Ballast compatible 120-277V
PF: 0.9
Lifetime (L70): 50,000 hrs
Weight: 0.14lb / 64g



Ref.#: DS198-PLY-6W-DIR-291216

SPECIFICATIONS

Model	Product	Power (W)	CCT	CRI (typ.)	Lumens	LPW	Beam Angle
6PLV/827/DIR	28370	6	Soft White 2700K	82	570	95	120°
6PLV/830/DIR	28371	6	Warm White 3000K	82	600	100	120°
6PLV/835/DIR	28372	6	Neutral White 3500K	82	600	100	120°
6PLV/840/DIR	28373	6	Cool White 4000K	82	620	103	120°

BALLAST PERFORMANCE

Ballast Type	Bare Lamp (W)	System (W)	2700K Lumens	3000K Lumens	3500K Lumens	4000K Lumens
13W	4.8	6.5	480	500	500	550
18W	6	8	570	600	600	620

Testing Method: Power and lumen output will vary based on number of lamps, ballast and fixture type. Above data is indicative only.

* Suitable for damp locations. Not for use where directly exposed to weather or water
 ** Not intended for use in enclosed fixtures

*** Full installation guide and more details available on website