

PL V 6.5W BYP TITANIUM LED SERIES



PL:EDGE
SERIES

6.5W REPLACES



**13-18W
CFL**

60% Energy Savings

PRO



- ⌚ **HYBrid installation - DIrect or BYPass**
- ⌚ **Compatible with magnetic ballasts - DIrect installation**
- ⌚ **Built-in universal voltage driver - Bypass installation**
- ⌚ **Compatible with G24d, GX24d, G24q & GX24q bases**
- ⌚ **Innovative round design**
- ⌚ **Exceptional efficacy 95 LPW**



LM 79

LM 80

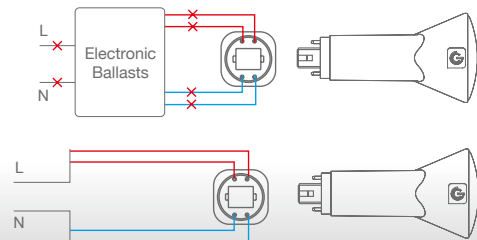
TM 21



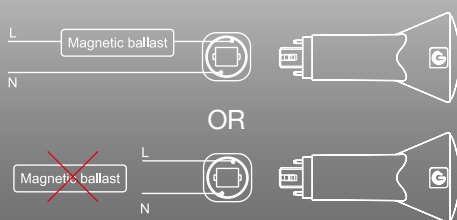
PL PRODUCT FEATURES

BYPass Installation - Electronic Ballasts

This PL V lamp is not compatible with electronic ballasts and requires bypassing the ballast during installation. The lamp runs directly off line voltage to eliminate compatibility problems, incidental power loss, lifetime issues, and maintenance costs associated with ballasts.



HYBrid Installation - DIrect or BYPass - Magnetic Ballasts



When used with a magnetic ballast, the PL V can function as a plug & play lamp and operate with the existing ballast. If the ballast is not compatible, it can be bypassed and the lamp can run directly off line voltage.

PL V 6.5W BYP TITANIUM LED SERIES

APPLICATIONS

Retail



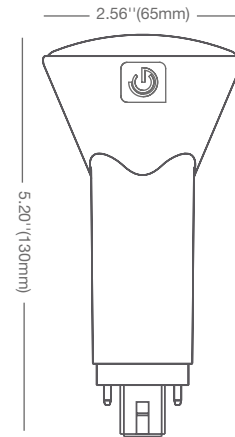
Hospitality



Office



- Base:** G24d, GX24d, G24q & GX24q (2/4-pin CFL)
- Voltage:** Magnetic ballast compatible 120-277V
- Dimmable:** No
- PF:** 0.9
- Lifetime (L70):** 50,000 hrs
- Weight:** 0.16lb / 73g



SPECIFICATIONS

Model	Product	Power (W)	CCT	CRI (typ.)	Lumens	LPW	Beam Angle
6.5PLV/835/BYP	28360	6.5	Neutral White 3500K	82	600	92	120°
6.5PLV/840/BYP	28361	6.5	Cool White 4000K	82	620	95	120°

* Suitable for damp locations. Not for use where directly exposed to weather or water

** Not intended for use in enclosed fixtures