

PL H 5.5W DIR TITANIUM LED SERIES



5.5W REPLACES



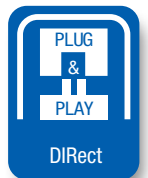
**13-18W
CFL**

60% Energy Savings

PRO



- ⌚ **Easy to install - Plug & Play Direct**
- ⌚ **Ballast output power control technology**
- ⌚ **Exceptional efficacy 102 LPW**
- ⌚ **Compatible with most electronic ballasts**
- ⌚ **Available in 2700K, 3000K, 3500K & 4000K CCT**



PL PRODUCT FEATURES

High Performance - Ballast Smart Control

The PL DIR lamp's ballast smart control technology allows for high performance even on lower powered ballasts, making it a suitable replacement for 13W and 18W CFL PL lamps.

Ballast Type	Lumens	Bare Lamp
13W	550	5W
18W	560	5.5W

Adjustable Base



This PL H lamp features a base that can be rotated 310° to fit any socket configuration. After installation simply rotate the lamp to achieve maximum light output.


PL H 5.5W DIR TITANIUM LED SERIES




Ref.#: DS156-PLH-5.5W-DIR

APPLICATIONS


Retail



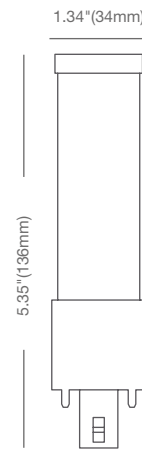
Hospitality



Office



Base: G24q & GX24q (4-pin CFL)
Voltage: Ballast compatible 120-277V
PF: 0.9
Lifetime: 50,000 hrs
Weight: 0.15lb / 68g



SPECIFICATIONS*

Model	Product	Power (W)	CCT	CRI (typ.)	Lumens	LPW	Beam Angle
5.5PLH/827/DIR	57895	5.5	Soft White 2700K	80	520	95	110°
5.5PLH/830/DIR	57896	5.5	Warm White 3000K	80	550	100	110°
5.5PLH/835/DIR	57897	5.5	Neutral White 3500K	80	550	100	110°
5.5PLH/840/DIR	57898	5.5	Cool White 4000K	80	560	102	110°

BALLAST PERFORMANCE

Ballast Type	Bare Lamp (W)	System (W)	2700K Lumens	3000K Lumens	3500K Lumens	4000K Lumens
13W	5	6.7	480	500	500	550
18W	5.5	7.5	520	550	550	560

Testing Method: Power and lumen output will vary based on number of lamps, ballast and fixture type. Above data is indicative only.

* Specification data is preliminary and may be subject to change

** Suitable for damp locations. Not for use where directly exposed to weather or water

*** Not intended for use in enclosed fixtures

**** Full installation guide and more details available on website