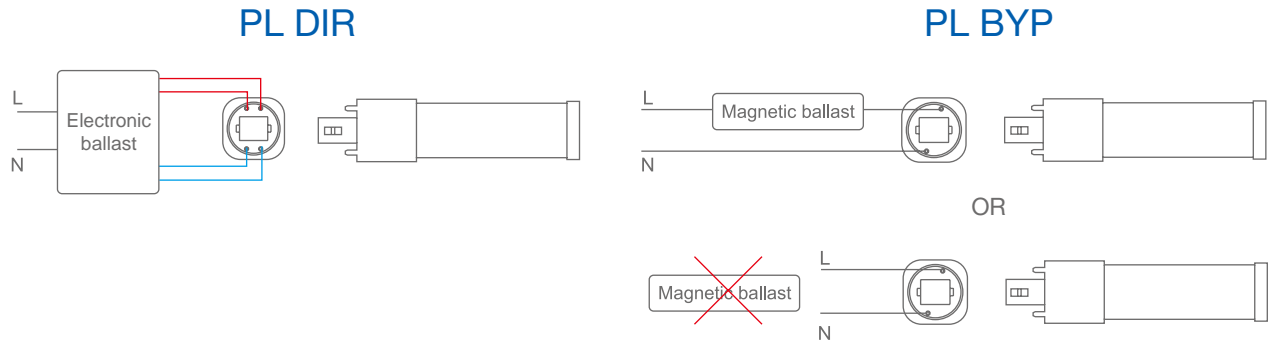


# PL EDGE SERIES PRODUCT FEATURES

## PL DIR & PL BYP Installation



The PL EDGE DIRect Series plug & play lamps are compatible with G24q & GX24q (4-pin) installations and run directly off the existing electronic ballast. The PL EDGE BYPass Series lamps are hybrid lamps capable of operating with the existing magnetic ballast or line voltage after the ballast has been bypassed. The PL BYP lamps are compatible with G24d / GX24d (2-pin magnetic ballast or bypass) & G24q / GX24q (4-pin bypass) installations.

## PL H Adjustable Base



All PL H lamp bases rotate 310° to fit any socket configuration. After installation simply rotate the lamp to achieve maximum light output.

## PL V Patented Round Design



GREEN CREATIVE PL V LED Lamp



Other PL V LED Lamp

Compared to other square-shaped PL vertical lamps, the GREEN CREATIVE PL V's patented round diffuser improves the overall light output and aesthetics of the fixture.

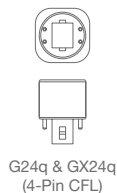
# PL EDGE DIR SERIES

## PL H DIR

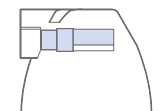


9.5W

10.5W HIGH CRI



G24q & GX24q  
(4-Pin CFL)



Horizontal Installation

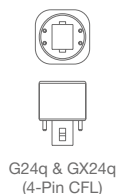
- 120-277V Universal voltage
- Compatible with G24q & GX24q installations
- Suitable for replacing 13W, 18W, 26W, 32W & 42W CFL PL lamps
- 2700K / 3000K / 3500K / 4000K CCT
- HIGH CRI version available in 3000K CCT

REPLACES

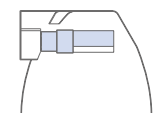
**26W  
CFL**

60% Energy Savings

## PL H 5.5W DIR



G24q & GX24q  
(4-Pin CFL)



Horizontal Installation

- 120-277V Universal voltage
- Compatible with G24q & GX24q installations
- Suitable for replacing 13W & 18W CFL PL lamps
- 2700K / 3000K / 3500K / 4000K CCT

5.5W REPLACES

**13-18W  
CFL**

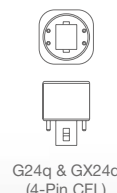
60% Energy Savings

## PL V DIR



10W

11W HIGH CRI



G24q & GX24q  
(4-Pin CFL)



Vertical Installation

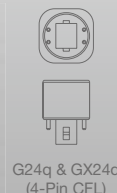
- 120-277V Universal voltage
- Compatible with G24q & GX24q installations
- Suitable for replacing 13W, 18W, 26W, 32W & 42W CFL PL lamps
- 2700K / 3000K / 3500K / 4000K CCT
- HIGH CRI version available in 3000K CCT

REPLACES

**26W  
CFL**

60% Energy Savings

## PL V 6.5W DIR



G24q & GX24q  
(4-Pin CFL)



Vertical Installation

- 120-277V Universal voltage
- Compatible with G24q & GX24q installations
- Suitable for replacing 13W & 18W CFL PL lamps
- 2700K / 3000K / 3500K / 4000K CCT

6.5W REPLACES

**13-18W  
CFL**

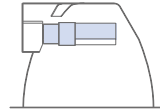
60% Energy Savings

# PL EDGE BYP SERIES

## PL H 10.5W BYP



G24d & GX24d  
(2-Pin CFL)



Horizontal Installation

10.5W REPLACES



**26W  
CFL**

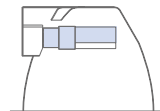
60% Energy Savings

- HYBRid installation - DIRect or BYPass
- Compatible with magnetic ballasts or 120-277V line voltage
- Compatible with G24d / GX24d & G24q / GX24q installations
- 2700K / 3000K / 3500K / 4000K CCT

## PL H 6W BYP



G24d & GX24d  
(2-Pin CFL)



Horizontal Installation

6W REPLACES



**13-18W  
CFL**

60% Energy Savings

- HYBRid installation - DIRect or BYPass
- Compatible with magnetic ballasts or 120-277V line voltage
- Compatible with G24d / GX24d & G24q / GX24q installations
- 3500K / 4000K CCT
- E26 & GU24 versions available in 3000K / 3500K / 4000K CCT

## PL V 11.5W BYP



G24d & GX24d  
(2-Pin CFL)



Vertical Installation

11.5W REPLACES



**26W  
CFL**

60% Energy Savings

- HYBRid installation - DIRect or BYPass
- Compatible with magnetic ballasts or 120-277V line voltage
- Compatible with G24d / GX24d & G24q / GX24q installations
- 2700K / 3000K / 3500K / 4000K CCT

## PL V 7W BYP



G24d & GX24d  
(2-Pin CFL)



Vertical Installation

7W REPLACES















**13-18W  
CFL**

60% Energy Savings

- HYBRid installation - DIRect or BYPass
- Compatible with magnetic ballasts or 120-277V line voltage
- Compatible with G24d / GX24d & G24q / GX24q installations
- 3500K / 4000K CCT



## SPECIFICATIONS

	Model	Product	CCT	Lumens (lm)	Equiv.	LPW	Beam Angle	CRI (typ.)	Dim	Life (hrs)	Voltage	Encl.
 <b>PL H 9.5W DIR</b>	9.5PLH/827/DIR	57899	2700K	870	26W	92	110°	80		50,000	120-277V	No
	9.5PLH/830/DIR	57900	3000K	920	26W	97	110°	80		50,000	120-277V	No
	9.5PLH/835/DIR	57901	3500K	920	26W	97	110°	80		50,000	120-277V	No
	9.5PLH/840/DIR	57902	4000K	935	26W	98	110°	80		50,000	120-277V	No
 <b>PL H 10.5W DIR</b>	10.5PLH/930/DIR	57903	3000K	890	26W	85	110°	90		50,000	120-277V	No
 <b>PL H 5.5W DIR</b>	5.5PLH/827/DIR	57895	2700K	520	13-18W	95	110°	80		50,000	120-277V	No
	5.5PLH/830/DIR	57896	3000K	550	13-18W	100	110°	80		50,000	120-277V	No
	5.5PLH/835/DIR	57897	3500K	550	13-18W	100	110°	80		50,000	120-277V	No
	5.5PLH/840/DIR	57898	4000K	560	13-18W	102	110°	80		50,000	120-277V	No
 <b>PL V 10W DIR</b>	10PLV/827/DIR	57914	2700K	950	26W	95	110°	80		50,000	120-277V	No
	10PLV/830/DIR	57915	3000K	1000	26W	100	110°	80		50,000	120-277V	No
	10PLV/835/DIR	57916	3500K	1000	26W	100	110°	80		50,000	120-277V	No
	10PLV/840/DIR	57917	4000K	1020	26W	102	110°	80		50,000	120-277V	No
 <b>PL V 11W DIR</b>	11PLV/930/DIR	57918	3000K	920	26W	84	110°	90		50,000	120-277V	No
 <b>PL V 6.5W DIR</b>	6.5PLV/827/DIR	57910	2700K	570	13-18W	88	110°	80		50,000	120-277V	No
	6.5PLV/830/DIR	57911	3000K	600	13-18W	92	110°	80		50,000	120-277V	No
	6.5PLV/835/DIR	57912	3500K	600	13-18W	92	110°	80		50,000	120-277V	No
	6.5PLV/840/DIR	57913	4000K	620	13-18W	95	110°	80		50,000	120-277V	No
 <b>PL H 10.5W BYP</b>	10.5PLH/827/BYP	57906	2700K	870	26W	83	110°	80		50,000	120-277V	No
	10.5PLH/830/BYP	57907	3000K	920	26W	88	110°	80		50,000	120-277V	No
	10.5PLH/835/BYP	57908	3500K	920	26W	88	110°	80		50,000	120-277V	No
	10.5PLH/840/BYP	57909	4000K	935	26W	89	110°	80		50,000	120-277V	No
 <b>PL H 6W BYP</b>	6PLH/835/BYP	57904	3500K	550	13-18W	92	110°	80		50,000	120-277V	No
	6PLH/840/BYP	57905	4000K	560	13-18W	93	110°	80		50,000	120-277V	No
 <b>PL H 6W BYP E26</b>	6PLH/830/BYP/E26	57925	3000K	550	13W	92	110°	80		50,000	120-277V	No
	6PLH/835/BYP/E26	57926	3500K	550	13W	92	110°	80		50,000	120-277V	No
	6PLH/840/BYP/E26	57927	4000K	560	13W	93	110°	80		50,000	120-277V	No
 <b>PL H 6W BYP GU24</b>	6PLH/830/BYP/GU24	57928	3000K	550	13W	92	110°	80		50,000	120-277V	No
	6PLH/835/BYP/GU24	57929	3500K	550	13W	92	110°	80		50,000	120-277V	No
	6PLH/840/BYP/GU24	57930	4000K	560	13W	93	110°	80		50,000	120-277V	No
 <b>PL V 11.5W BYP</b>	11.5PLV/827/BYP	57921	2700K	950	26W	83	110°	80		50,000	120-277V	No
	11.5PLV/830/BYP	57922	3000K	1000	26W	87	110°	80		50,000	120-277V	No
	11.5PLV/835/BYP	57923	3500K	1000	26W	87	110°	80		50,000	120-277V	No
	11.5PLV/840/BYP	57924	4000K	1020	26W	89	110°	80		50,000	120-277V	No
 <b>PL V 7W BYP</b>	7PLV/835/BYP	57919	3500K	600	13-18W	86	110°	80		50,000	120-277V	No
	7PLV/840/BYP	57920	4000K	620	13-18W	89	110°	80		50,000	120-277V	No

\* Suitable for damp locations