

PL V 11W DIR TITANIUM LED CRI^{SP} SERIES



11W REPLACES



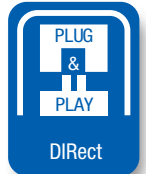
**26W
CFL**

60% Energy Savings

CRI^{SP}



- ⌚ Easy to install - Plug & Play Direct
- ⌚ Ballast smart control technology
- ⌚ Exceptional color rendering CRI 90
- ⌚ Exceptional efficacy 84 LPW
- ⌚ Compatible with most electronic ballasts



PL PRODUCT FEATURES

High Performance - Ballast Smart Control

The PL DIR lamp's ballast smart control technology allows for high performance even on lower powered ballasts, making it a suitable replacement for 13W, 18W, 26W, 32W and 42W CFL PL lamps.

Ballast Type	Lumens	Bare Lamp
13W	560	6.5W
18W	660	8W
26W	920	10.8W

Innovative Round Design - Patent Pending



GREEN CREATIVE PL V LED Lamp



Other PL V LED Lamp


The PL V lamp features a patent pending fully round design. Compared to other square shaped PL vertical lamps, the GREEN CREATIVE PL V improves the overall light output and aesthetics of the fixture.

PL V 11W DIR TITANIUM LED CRI^{SP} SERIES



APPLICATIONS

Retail



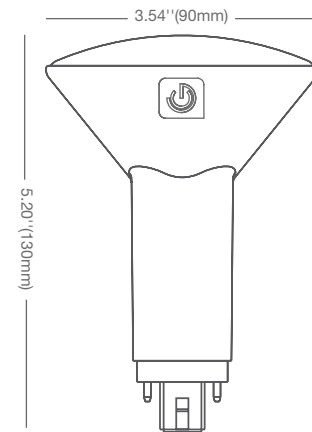
Hospitality



Office



Base: G24q & GX24q (4-pin CFL)
Voltage: Ballast compatible 120-277V
PF: 0.9
Lifetime: 50,000 hrs
Weight: 0.20lb / 91g



SPECIFICATIONS*

Model	Product	Power (W)	CCT	CRI (typ.)	Lumens	LPW	Beam Angle
11PLV/930/DIR	57918	11	Warm White 3000K	90	920	84	120°

BALLAST PERFORMANCE

Ballast Type	Bare Lamp (W)	System (W)	3000K Lumens
13W	6.5	8.2	560
18W	8	10	660
26W	10.8	13.5	920
42W	12	15	1000

Testing Method: Power and lumen output will vary based on number of lamps, ballast and fixture type. Above data is indicative only.

* Specification data is preliminary and may be subject to change

** Suitable for damp locations. Not for use where directly exposed to weather or water

*** Not intended for use in enclosed fixtures

**** Full installation guide and more details available on website

Ref.#: DS164-PLV-11W-DIR-HIGH-CRI