


BR30 9.5W DIM. TITANIUM CRI^{SP} LED SERIES



9.5W REPLACES




65W Inc.

80% Energy Savings

CRI^{SP}

\$193 Savings per lamp*

- ⌚ Revolutionary CLOUD design
- ⌚ 60% lighter due to environmentally friendly construction
- ⌚ Exceptional color rendering CRI 90
- ⌚ Richer reds and natural skin tones (R9 49, R13 94)
- ⌚ Tight LED binning for consistent CCT across all lamps
- ⌚ Suitable for use in totally enclosed fixtures



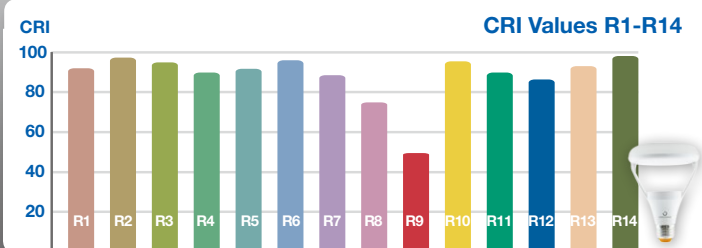
BR PRODUCT FEATURES

Revolutionary CLOUD Design

The BR30 CLOUD features an innovative design that provides more efficient light output than previous generations while using 35% less material. This environmentally friendly lamp weighs less than 100g and maintains a traditional incandescent form factor, making it suitable for all applications.



CRI & CA Quality Specification



THE CRI^{SP} SERIES BR30 11W lamp features a typical CRI 90, R9 49 and R13 94, providing crisp and vibrant colors across the whole spectrum. Its exceptional R9-R14 values (R9 & R13) provide redder reds, natural looking skin tones and whiter whites.

BR30 9.5W DIM. TITANIUM CRI^{SP} LED SERIES



APPLICATIONS

General Lighting



Recessed Lighting



Accent Lighting



Ref.# DS173-BR30-9.5W

SPECIFICATIONS

Product Model	58048 9.5BR30DIM/927
Type	BR30
Base	E26
Power (W)	9.5
Voltage - Frequency	120V 60Hz
Color Temp. (ANSI)	Warm White 2700K
CRI (Ra)	90
R9 / R13 (typ.)	49 / 94
Typical lumens (lm)	700
Efficacy (LPW)	74
Beam Angle	110°
Dimmable	Yes***
Power Factor	0.9
Rated Lifetime - L70 (hrs.)	25,000
Dia. x MOL	3.74"x5.20" (95x132mm)
Weight (lb. / g)	0.23lb. / 103g

* Savings per lamp based on \$0.11 / kw energy cost, 12 hrs / day lamp usage, \$4 incandescent with 1000-hr lifetime, \$25 LED with 25,000-hr lifetime

** Suitable for use in totally enclosed fixtures

*** List of tested dimmer switches available on website

**** Suitable for damp locations. Not for use where directly exposed to weather or water