

# PAR20 5.5W DIM. CORE LED SERIES



## CORE



5.5W REPLACES



### 50W Hal.

80% Energy Savings

## \$174 Savings per lamp\*

- ⌚ Lightweight environmentally friendly construction
- ⌚ Full-face optic: maximizes distribution, minimizes glare
- ⌚ Exceptional 91 LPW in Warm White
- ⌚ Smooth dimming on existing dimmers
- ⌚ FL beam angle in Soft White & Warm White CCT



25,000 H




DIMMABLE



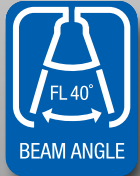
EFFICACY



WARRANTY



CRI (Ra)



BEAM ANGLE




LM 79

LM 80

TM 21

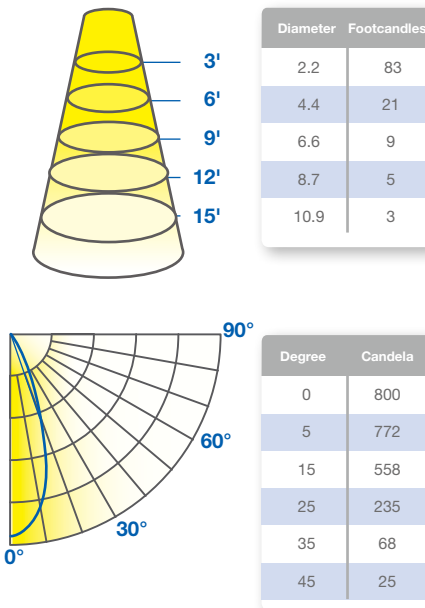


### SUITABLE FOR ALL DIRECTIONAL APPLICATIONS



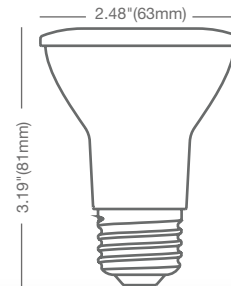
## ILLUMINANCE & CANDELA DISTRIBUTION

5.5PAR20DIM/830FL40



For other CCT use the following multipliers: 2700K .95

- Base:** E26
- Voltage:** 120V
- Dimmable:** Yes\*\*\*
- PF:** 0.9
- Lifetime:** 25,000 hrs
- Weight:** 0.14lb / 64g



## SPECIFICATIONS

Model	Product	Power (W)	CCT	CRI (typ.)	Lumens	LPW	Beam Angle	CBCP (cd)
5.5PAR20DIM/827FL40	57789	5.5	Soft White 2700K	80	450	82	FL 40°	750
5.5PAR20DIM/830FL40	57791	5.5	Warm White 3000K	80	500	91	FL 40°	800

\* Savings per lamp based on \$0.11 / kw energy cost, 12 hrs / day lamp usage, \$5.50 halogen with 1500-hr lifetime, \$14 LED with 25,000-hr lifetime

\*\* Not intended for use in totally enclosed fixtures

\*\*\* List of tested dimmer switches available on website