






Base	Lamp Type	Replaces	Base Type	Pin #	Installation	GREEN CREATIVE Model	Product	CFL CROSS REFERENCE		
								Philips	GE	Sylvania
PLC LINE										
	PLC	13W	E26	-	Bypass	6PLH/830/BYP/E26	57925	E26 downlight & sconce applications	E26 downlight & sconce applications	E26 downlight & sconce applications
	PLC	13W	E26	-	Bypass	6PLH/835/BYP/E26	57926	E26 downlight & sconce applications	E26 downlight & sconce applications	E26 downlight & sconce applications
	PLC	13W	E26	-	Bypass	6PLH/840/BYP/E26	57927	E26 downlight & sconce applications	E26 downlight & sconce applications	E26 downlight & sconce applications
	PLC	13W	GU24	-	Bypass	6PLH/830/BYP/GU24	57928	GU24 downlight & sconce applications	GU24 downlight & sconce applications	GU24 downlight & sconce applications
	PLC	13W	GU24	-	Bypass	6PLH/835/BYP/GU24	57929	GU24 downlight & sconce applications	GU24 downlight & sconce applications	GU24 downlight & sconce applications
	PLC	13W	GU24	-	Bypass	6PLH/840/BYP/GU24	57930	GU24 downlight & sconce applications	GU24 downlight & sconce applications	GU24 downlight & sconce applications
 Horizontal Installation	PLC	13-18W	G24q, GX24q	4-pin	Direct Electronic Ballast	5.5PLH/827/DIR	57895	PL-C 13W/827/4P/Alto PL-T 13W/827/X/4P/Alto PL-C 18W/827/4P/Alto PL-T 18W/827/X/4P/Alto	F13DBX/827/ECO4P F13TBX/827/4P/ECO F13TBX/827/A/ECO F18DBX/827/ECO4P F18TBX/827/4P/ECO	CF13DD/E/827 CF13DT/E/827 CF18DD/E/827 CF18DT/E/827
	PLC	13-18W	G24q, GX24q	4-pin	Direct Electronic Ballast	5.5PLH/830/DIR	57896	PL-C 13W/830/4P/Alto PL-C 18W/830/4P/Alto PL-T 18W/830/4P/Alto	F13DBX/830/ECO4P F13TBX/830/A/ECO F18DBX/830/ECO4P F18TBX/830/A/ECO	CF13DD/E/830 CF18DD/E/830 CF18DT/E/IN/830
	PLC	13-18W	G24q, GX24q	4-pin	Direct Electronic Ballast	5.5PLH/835/DIR	57897	PL-C 13W/835/4P/Alto PL-C 18W/835/4P/Alto PL-T 18W/835/4P/Alto	F13DBX/835/ECO4P F13TBX/835/A/ECO F18DBX/835/ECO4P F18TBX/835/A/ECO	CF13DD/E/835 CF18DD/E/835 CF18DT/E/IN/835
	PLC	13-18W	G24q, GX24q	4-pin	Direct Electronic Ballast	5.5PLH/840/DIR	57898	PL-C 13W/841/4P/Alto PL-C 18W/841/4P/Alto PL-T 18W/841/4P/Alto	F13DBX/841/ECO4P F13TBX/841/A/ECO F18DBX/841/ECO4P F18TBX/841/A/ECO	CF13DD/E/841 CF18DD/E/841 CF18DT/E/IN/841
 Vertical Installation	PLC	13-18W	G24q, GX24q	4-pin	Direct Electronic Ballast	6.5PLV/827/DIR	57910	PL-C 13W/827/4P/Alto PL-T 13W/827/X/4P/Alto PL-C 18W/827/4P/Alto PL-T 18W/827/X/4P/Alto	F13DBX/827/ECO4P F13TBX/827/4P/ECO F13TBX/827/A/ECO F18DBX/827/ECO4P F18TBX/827/4P/ECO	CF13DD/E/827 CF13DT/E/827 CF18DD/E/827 CF18DT/E/827
	PLC	13-18W	G24q, GX24q	4-pin	Direct Electronic Ballast	6.5PLV/830/DIR	57911	PL-C 13W/830/4P/Alto PL-C 18W/830/4P/Alto PL-T 18W/830/4P/Alto	F13DBX/830/ECO4P F13TBX/830/A/ECO F18DBX/830/ECO4P F18TBX/830/A/ECO	CF13DD/E/830 CF18DD/E/830 CF18DT/E/IN/830
	PLC	13-18W	G24q, GX24q	4-pin	Direct Electronic Ballast	6.5PLV/835/DIR	57912	PL-C 13W/835/4P/Alto PL-C 18W/835/4P/Alto PL-T 18W/835/4P/Alto	F13DBX/835/ECO4P F13TBX/835/A/ECO F18DBX/835/ECO4P F18TBX/835/A/ECO	CF13DD/E/835 CF18DD/E/835 CF18DT/E/IN/835
	PLC	13-18W	G24q, GX24q	4-pin	Direct Electronic Ballast	6.5PLV/840/DIR	57913	PL-C 13W/841/4P/Alto PL-C 18W/841/4P/Alto PL-T 18W/841/4P/Alto	F13DBX/841/ECO4P F13TBX/841/A/ECO F18DBX/841/ECO4P F18TBX/841/A/ECO	CF13DD/E/841 CF18DD/E/841 CF18DT/E/IN/841
 Horizontal Installation	PLC	13-18W	G24d, GX24d, G24q, GX24q	2/4-pin	Hybrid (Direct or Bypass) Direct: Magnetic Ballast	6PLH/827/BYP	57941	Direct or Bypass PL-C 13W/827/Alto PL-C 18W/827/Alto Bypass PL-C 13W/827/4P/Alto PL-T 13W/827/X/4P/Alto PL-C 18W/827/4P/Alto PL-T 18W/827/X/4P/Alto	Direct or Bypass F13DBX/827/ECO F18DBX/827/ECO Bypass F13DBX/827/ECO4P F13TBX/827/4P/ECO F13TBX/827/A/ECO F18DBX/827/ECO4P F18TBX/827/4P/ECO	Direct or Bypass CF18DD/827 Bypass CF13DD/E/827 CF13DT/E/827 CF18DD/E/827 CF18DT/E/827
	PLC	13-18W	G24d, GX24d, G24q, GX24q	2/4-pin	Hybrid (Direct or Bypass) Direct: Magnetic Ballast	6PLH/830/BYP	57942	Direct or Bypass PL-C 13W/830/Alto PL-C 18W/830/Alto Bypass PL-C 13W/830/4P/Alto PL-C 18W/830/4P/Alto PL-T 18W/830/4P/Alto	Direct or Bypass F13DBX/830/ECO F18DBX/830/ECO Bypass F13DBX/830/ECO4P F13TBX/830/A/ECO F18DBX/830/ECO4P F18TBX/830/A/ECO	Direct or Bypass CF18DD/830 Bypass CF13DD/E/830 CF18DD/E/830 CF18DT/E/IN/830
	PLC	13-18W	G24d, GX24d, G24q, GX24q	2/4-pin	Hybrid (Direct or Bypass) Direct: Magnetic Ballast	6PLH/835/BYP	57904	Direct or Bypass PL-C 18W/835/Alto Bypass PL-C 13W/835/4P/Alto PL-C 18W/835/4P/Alto PL-T 18W/835/4P/Alto	Direct or Bypass F13DBX/835/ECO F18DBX/835/ECO Bypass F13DBX/835/ECO4P F13TBX/835/A/ECO F18DBX/835/ECO4P F18TBX/835/A/ECO	Direct or Bypass CF18DD/835 Bypass CF13DD/E/835 CF18DD/E/835 CF18DT/E/IN/835
	PLC	13-18W	G24d, GX24d, G24q, GX24q	2/4-pin	Hybrid (Direct or Bypass) Direct: Magnetic Ballast	6PLH/840/BYP	57905	Direct or Bypass PL-C 18W/841/Alto Bypass PL-C 13W/835/4P/Alto PL-C 18W/835/4P/Alto PL-T 18W/835/4P/Alto	Direct or Bypass F13DBX/841/ECO F18DBX/841/ECO Bypass F13DBX/841/ECO4P F13TBX/841/A/ECO F18DBX/841/ECO4P F18TBX/841/A/ECO	Direct or Bypass CF18DD/841 Bypass CF13DD/E/841 CF18DD/E/841 CF18DT/E/IN/841

Base	Lamp Type	Replaces	Base Type	Pin #	Installation	GREEN CREATIVE Model	Product	CFL CROSS REFERENCE		
								Philips	GE	Sylvania
PLC LINE										
<p>Vertical Installation</p>	PLC	13-18W	G24d, GX24d, G24q, GX24q	2/4-pin	Hybrid (Direct or Bypass) Direct: Magnetic Ballast	7PLV/827/BYP	57943	Direct or Bypass PL-C 13W/827/Alto PL-C 18W/827/Alto Bypass PL-C 13W/827/4P/Alto PL-T 13W/827/X/4P/Alto PL-C 18W/827/4P/Alto PL-T 18W/827/X/4P/Alto PL-T 18W/827/4P/Alto	Direct or Bypass F13DBX/827/ECO F18DBX/827/ECO Bypass F13DBX/827/ECO4P F13TBX/827/4P/ECO F13TBX/827/A/ECO F18DBX/827/ECO4P F18TBX/827/4P/ECO F18TBX/827/A/ECO	Direct or Bypass CF18DD/827 Bypass CF13DD/E/827 CF18DD/E/827 CF18DT/E/827 CF18DT/E/IN/827
	PLC	13-18W	G24d, GX24d, G24q, GX24q	2/4-pin	Hybrid (Direct or Bypass) Direct: Magnetic Ballast	7PLV/830/BYP	57944	Direct or Bypass PL-C 13W/830/Alto PL-C 18W/830/Alto Bypass PL-C 13W/830/4P/Alto PL-C 18W/830/4P/Alto PL-T 18W/830/4P/Alto	Direct or Bypass F13DBX/830/ECO F18DBX/830/ECO Bypass F13DBX/830/ECO4P F13TBX/830/A/ECO F18DBX/830/ECO4P F18TBX/830/A/ECO	Direct or Bypass CF18DD/830 Bypass CF13DD/E/830 CF18DD/E/830 CF18DT/E/IN/830
	PLC	13-18W	G24d, GX24d, G24q, GX24q	2/4-pin	Hybrid (Direct or Bypass) Direct: Magnetic Ballast	7PLV/835/BYP	57919	Direct or Bypass PL-C 18W/835/Alto Bypass PL-C 13W/835/4P/Alto PL-C 18W/835/4P/Alto PL-T 18W/835/4P/Alto	Direct or Bypass F13DBX/835/ECO F18DBX/835/ECO Bypass F13DBX/835/ECO4P F13TBX/835/A/ECO F18DBX/835/ECO4P F18TBX/835/A/ECO	Direct or Bypass CF18DD/835 Bypass CF13DD/E/835 CF18DD/E/835 CF18DT/E/IN/835
	PLC	13-18W	G24d, GX24d, G24q, GX24q	2/4-pin	Hybrid (Direct or Bypass) Direct: Magnetic Ballast	7PLV/840/BYP	57920	Direct or Bypass PL-C 18W/841/Alto Bypass PL-C 13W/835/4P/Alto PL-C 18W/835/4P/Alto PL-T 18W/835/4P/Alto	Direct or Bypass F13DBX/841/ECO F18DBX/841/ECO Bypass F13DBX/841/ECO4P F13TBX/841/A/ECO F18DBX/841/ECO4P F18TBX/841/A/ECO	Direct or Bypass CF18DD/841 Bypass CF13DD/E/841 CF18DD/E/841 CF18DT/E/IN/841
<p>Horizontal Installation</p>	PLC	26-42W	G24q, GX24q	4-pin	Direct Electronic Ballast	9.5PLH/827/DIR	57899	PL-C 26W/827/4P/Alto PL-T 26W/827/X/4P/Alto PL-T 26W/827/4P/Alto PL-T 32W/827/4P/Alto PL-T 42W/827/4P/Alto	F26DBX/827/ECO4P F26TBX/827/4P/ECO F26TBX/827/A/ECO F32TBX/827/A/ECO F42TBX/827/A/ECO	CF26DD/E/827 CF26DT/E/827 CF26DT/E/IN/827 CF32DT/E/IN/827 CF42DT/E/IN/827
	PLC	26-42W	G24q, GX24q	4-pin	Direct Electronic Ballast	9.5PLH/830/DIR	57900	PL-C 26W/830/4P/Alto PL-T 26W/830/4P/Alto PL-T 32W/830/4P/Alto PL-T 42W/830/4P/Alto	F26DBX/830/ECO4P F26TBX/830/A/ECO F32TBX/830/A/ECO F42TBX/830/A/ECO	CF26DD/E/830 CF26DT/E/IN/830 CF32DT/E/IN/830 CF42DT/E/IN/830
	PLC	26-42W	G24q, GX24q	4-pin	Direct Electronic Ballast	9.5PLH/835/DIR	57901	PL-C 26W/835/4P/Alto PL-T 26W/835/4P/Alto PL-T 32W/835/4P/Alto PL-T 42W/835/4P/Alto	F26DBX/835/ECO4P F26TBX/835/A/ECO F32TBX/835/A/ECO F42TBX/835/A/ECO	CF26DD/E/835 CF26DT/E/IN/835 CF32DT/E/IN/835 CF42DT/E/IN/835
	PLC	26-42W	G24q, GX24q	4-pin	Direct Electronic Ballast	9.5PLH/840/DIR	57902	PL-C 26W/841/4P/Alto PL-T 26W/841/4P/Alto PL-T 32W/841/4P/Alto PL-T 42W/841/4P/Alto	F26DBX/841/ECO4P F26TBX/841/A/ECO F32TBX/841/A/ECO F42TBX/841/A/ECO	CF26DD/E/841 CF26DT/E/IN/841 CF32DT/E/IN/841 CF42DT/E/IN/841
<p>Horizontal Installation</p>	PLC	26-42W	G24q, GX24q	4-pin	Direct Electronic Ballast	10.5PLH/930/DIR (High CRI)	57903	PL-C 26W/830/4P/Alto PL-T 26W/830/4P/Alto PL-T 32W/830/4P/Alto PL-T 42W/830/4P/Alto	F26DBX/830/ECO4P F26TBX/830/A/ECO F32TBX/830/A/ECO F42TBX/830/A/ECO	CF26DD/E/830 CF26DT/E/IN/830 CF32DT/E/IN/830 CF42DT/E/IN/830
<p>Vertical Installation</p>	PLC	26-42W	G24q, GX24q	4-pin	Direct Electronic Ballast	10PLV/827/DIR	57914	PL-C 26W/827/4P/Alto PL-T 26W/827/X/4P/Alto PL-T 26W/827/4P/Alto PL-T 32W/827/4P/Alto PL-T 42W/827/4P/Alto	F26DBX/827/ECO4P F26TBX/827/4P/ECO F26TBX/827/A/ECO F32TBX/827/A/ECO F42TBX/827/A/ECO	CF26DD/E/827 CF26DT/E/827 CF26DT/E/IN/827 CF32DT/E/IN/827 CF42DT/E/IN/827
	PLC	26-42W	G24q, GX24q	4-pin	Direct Electronic Ballast	10PLV/830/DIR	57915	PL-C 26W/830/4P/Alto PL-T 26W/830/4P/Alto PL-T 32W/830/4P/Alto PL-T 42W/830/4P/Alto	F26DBX/830/ECO4P F26TBX/830/A/ECO F32TBX/830/A/ECO F42TBX/830/A/ECO	CF26DD/E/830 CF26DT/E/IN/830 CF32DT/E/IN/830 CF42DT/E/IN/830
	PLC	26-42W	G24q, GX24q	4-pin	Direct Electronic Ballast	10PLV/835/DIR	57916	PL-C 26W/835/4P/Alto PL-T 26W/835/4P/Alto PL-T 32W/835/4P/Alto PL-T 42W/835/4P/Alto	F26DBX/835/ECO4P F26TBX/835/A/ECO F32TBX/835/A/ECO F42TBX/835/A/ECO	CF26DD/E/835 CF26DT/E/IN/835 CF32DT/E/IN/835 CF42DT/E/IN/835
	PLC	26-42W	G24q, GX24q	4-pin	Direct Electronic Ballast	10PLV/840/DIR	57917	PL-C 26W/841/4P/Alto PL-T 26W/841/4P/Alto PL-T 32W/841/4P/Alto PL-T 42W/841/4P/Alto	F26DBX/841/ECO4P F26TBX/841/A/ECO F32TBX/841/A/ECO F42TBX/841/A/ECO	CF26DD/E/841 CF26DT/E/IN/841 CF32DT/E/IN/841 CF42DT/E/IN/841
<p>Vertical Installation</p>	PLC	26-42W	G24q, GX24q	4-pin	Direct Electronic Ballast	11PLV/930/DIR (High CRI)	57918	PL-C 26W/830/4P/Alto PL-T 26W/830/4P/Alto PL-T 32W/830/4P/Alto PL-T 42W/830/4P/Alto	F26DBX/830/ECO4P F26TBX/830/A/ECO F32TBX/830/A/ECO F42TBX/830/A/ECO	CF26DD/E/830 CF26DT/E/IN/830 CF32DT/E/IN/830 CF42DT/E/IN/830

Base	Lamp Type	Replaces	Base Type	Pin #	Installation	GREEN CREATIVE Model	Product	CFL CROSS REFERENCE		
								Philips	GE	Sylvania

PLC LINE

<p>Horizontal Installation</p>	PLC	26-42W	G24d, GX24d, G24q, GX24q	2/4-pin	Hybrid (Direct or Bypass) Direct: Magnetic Ballast	10.5PLH/827/BYP	57906	Direct or Bypass PL-C 26W/827/Alto Bypass PL-C 26W/827/4P/Alto PL-T 26W/827/X/4P/Alto PL-T 26W/827/4P/Alto PL-T 32W/827/4P/Alto PL-T 42W/827/4P/Alto	Direct or Bypass F26DBX/827/ECO F26DBX/E/827/ECO Bypass F26DBX/827/ECO4P F26TBX/827/4P/ECO F32TBX/827/A/ECO F32TBX/827/A/ECO F42TBX/827/A/ECO	Direct or Bypass CF26DD/827 Bypass CF26DT/E/827 CF26DT/E/IN/827 CF32DT/E/IN/827 CF42DT/E/IN/827
	PLC	26-42W	G24d, GX24d, G24q, GX24q	2/4-pin	Hybrid (Direct or Bypass) Direct: Magnetic Ballast	10.5PLH/830/BYP	57907	Direct or Bypass PL-C 26W/830/Alto Bypass PL-C 26W/830/4P/Alto PL-T 26W/830/4P/Alto PL-T 32W/830/4P/Alto PL-T 42W/830/4P/Alto	Direct or Bypass F26DBX/830/ECO F26DBX/E/830/ECO Bypass F26DBX/830/ECO4P F26TBX/830/A/ECO F32TBX/830/A/ECO F42TBX/830/A/ECO	Direct or Bypass CF26DD/830 Bypass CF26DT/E/830 CF26DT/E/IN/830 CF32DT/E/IN/830 CF42DT/E/IN/830
	PLC	26-42W	G24d, GX24d, G24q, GX24q	2/4-pin	Hybrid (Direct or Bypass) Direct: Magnetic Ballast	10.5PLH/835/BYP	57908	Direct or Bypass PL-C 26W/835/Alto Bypass PL-C 26W/835/4P/Alto PL-T 26W/835/4P/Alto PL-T 32W/835/4P/Alto PL-T 42W/835/4P/Alto	Direct or Bypass F26DBX/835/ECO F26DBX/E/835/ECO Bypass F26DBX/835/ECO4P F26TBX/835/A/ECO F32TBX/835/A/ECO F42TBX/835/A/ECO	Direct or Bypass CF26DD/835 Bypass CF26DT/E/835 CF26DT/E/IN/835 CF32DT/E/IN/835 CF42DT/E/IN/835
	PLC	26-42W	G24d, GX24d, G24q, GX24q	2/4-pin	Hybrid (Direct or Bypass) Direct: Magnetic Ballast	10.5PLH/840/BYP	57909	Direct or Bypass PL-C 26W/841/Alto Bypass PL-C 26W/841/4P/Alto PL-T 26W/841/4P/Alto PL-T 32W/841/4P/Alto PL-T 42W/841/4P/Alto	Direct or Bypass F26DBX/841/ECO F26DBX/E/841/ECO Bypass F26DBX/841/ECO4P F26TBX/841/A/ECO F32TBX/841/A/ECO F42TBX/841/A/ECO	Direct or Bypass CF26DD/841 Bypass CF26DT/E/841 CF26DT/E/IN/841 CF32DT/E/IN/841 CF42DT/E/IN/841
<p>Vertical Installation</p>	PLC	26-42W	G24d, GX24d, G24q, GX24q	2/4-pin	Hybrid (Direct or Bypass) Direct: Magnetic Ballast	11.5PLV/827/BYP	57921	Direct or Bypass PL-C 26W/827/Alto Bypass PL-C 26W/827/4P/Alto PL-T 26W/827/X/4P/Alto PL-T 26W/827/4P/Alto PL-T 32W/827/4P/Alto PL-T 42W/827/4P/Alto	Direct or Bypass F26DBX/827/ECO F26DBX/E/827/ECO Bypass F26DBX/827/ECO4P F26TBX/827/4P/ECO F26TBX/827/A/ECO F32TBX/827/A/ECO F42TBX/827/A/ECO	Direct or Bypass CF26DD/827 Bypass CF26DT/E/827 CF26DT/E/IN/827 CF32DT/E/IN/827 CF42DT/E/IN/827
	PLC	26-42W	G24d, GX24d, G24q, GX24q	2/4-pin	Hybrid (Direct or Bypass) Direct: Magnetic Ballast	11.5PLV/830/BYP	57922	Direct or Bypass PL-C 26W/830/Alto Bypass PL-C 26W/830/4P/Alto PL-T 26W/830/4P/Alto PL-T 32W/830/4P/Alto PL-T 42W/830/4P/Alto	Direct or Bypass F26DBX/830/ECO F26DBX/E/830/ECO Bypass F26DBX/830/ECO4P F26TBX/830/A/ECO F32TBX/830/A/ECO F42TBX/830/A/ECO	Direct or Bypass CF26DD/830 Bypass CF26DT/E/830 CF26DT/E/IN/830 CF32DT/E/IN/830 CF42DT/E/IN/830
	PLC	26-42W	G24d, GX24d, G24q, GX24q	2/4-pin	Hybrid (Direct or Bypass) Direct: Magnetic Ballast	11.5PLV/835/BYP	57923	Direct or Bypass PL-C 26W/835/Alto Bypass PL-C 26W/835/4P/Alto PL-T 26W/835/4P/Alto PL-T 32W/835/4P/Alto PL-T 42W/835/4P/Alto	Direct or Bypass F26DBX/835/ECO F26DBX/E/835/ECO Bypass F26DBX/835/ECO4P F26TBX/835/A/ECO F32TBX/835/A/ECO F42TBX/835/A/ECO	Direct or Bypass CF26DD/835 Bypass CF26DT/E/835 CF26DT/E/IN/835 CF32DT/E/IN/835 CF42DT/E/IN/835
	PLC	26-42W	G24d, GX24d, G24q, GX24q	2/4-pin	Hybrid (Direct or Bypass) Direct: Magnetic Ballast	11.5PLV/840/BYP	57924	Direct or Bypass PL-C 26W/841/Alto Bypass PL-C 26W/841/4P/Alto PL-T 26W/841/4P/Alto PL-T 32W/841/4P/Alto PL-T 42W/841/4P/Alto	Direct or Bypass F26DBX/841/ECO F26DBX/E/841/ECO Bypass F26DBX/841/ECO4P F26TBX/841/A/ECO F32TBX/841/A/ECO F42TBX/841/A/ECO	Direct or Bypass CF26DD/841 Bypass CF26DT/E/841 CF26DT/E/IN/841 CF32DT/E/IN/841 CF42DT/E/IN/841

PLL LINE

	PLL	36W	2G11	4-pin	Direct Electronic Ballast	14.5PLL/835/DIR	97750	PL-L 36W/835	F39BX/SPX35/RS	FT36DL/835
	PLL	40W	2G11	4-pin	Direct Electronic Ballast	17PLL/830/DIR	97745	PL-L 40W/830/XEW/4P/IS 25W PL-L 40W/830/RS/IS	F40/25/BX830/IS/W/M F40/30BX/SPX30	F40DL/28W/830/SS/IS/ECO FT40DL/830/RS
	PLL	40W	2G11	4-pin	Direct Electronic Ballast	17PLL/835/DIR	97746	PL-L 40W/835/XEW/4P/IS 25W PL-L 40W/835/RS/IS	F40/25/BX835/IS/W/M F40/30BX/SPX35	F40DL/28W/835/SS/IS/ECO FT40DL/835/RS
	PLL	40W	2G11	4-pin	Direct Electronic Ballast	17PLL/840/DIR	97747	PL-L 40W/841/XEW/4P/IS 25W PL-L 40W/841/RS/IS	F40/25/BX841/IS/W/M F40/30BX/SPX41	F40DL/28W/841/SS/IS/ECO FT40DL/841/RS

Base	Lamp Type	Replaces	Base Type	Pin #	Installation	GREEN CREATIVE Model	Product	CFL CROSS REFERENCE		
								Philips	GE	Sylvania
PLS LINE										
	PLS	7-9W	G23	2-pin	Hybrid (Direct or Bypass) Direct: Magnetic Ballast	3.5PLS/835/HYB/G23	57814	PL-S 7W/835/2P/Alto PL-S 9W/835/2P/Alto	F7BX/835/ECO F9BX/835/ECO	CF7DS/835/ECO CF9DS/835/ECO
	PLS	7-9W	2G7	4-pin	Bypass	3.5PLS/835/BYP/2G7	57818	MASTER PL-S 7W/840/4P MASTER PL-S 9W/840/4P	F7BX/840/4P F9BX/840/4P	CF7DS/E/841 CF9DS/E/841
	PLS	13W	GX23	2-pin	Hybrid (Direct or Bypass) Direct: Magnetic Ballast	5.5PLS/827/HYB/GX23	57820	PL-S 13W/827/2P/Alto	F13BX/827/ECO F13BX/E/827/ECO	CF13DS/827/ECO CFT13WDS/EC/827/ECO
	PLS	13W	GX23	2-pin	Hybrid (Direct or Bypass) Direct: Magnetic Ballast	5.5PLS/830/HYB/GX23	57821	PL-S 13W/830/2P/Alto	F13BX/830/ECO F13BX/E/830/ECO	CF13DS/830/ECO CFT13WDS/EC/830/ECO
	PLS	13W	GX23	2-pin	Hybrid (Direct or Bypass) Direct: Magnetic Ballast	5.5PLS/835/HYB/GX23	57822	PL-S 13W/835/2P/Alto	F13BX/835/ECO F13BX/E/835/ECO	CF13DS/835/ECO CFT13WDS/EC/835/ECO
	PLS	13W	GX23	2-pin	Hybrid (Direct or Bypass) Direct: Magnetic Ballast	5.5PLS/840/HYB/GX23	57823	PL-S 13W/841/2P/Alto	F13BX/841/ECO F13BX/E/841/ECO	CF13DS/841/ECO CFT13WDS/EC/841/ECO
	PLS	13W	GX23	2-pin	Hybrid (Direct or Bypass) Direct: Magnetic Ballast	6PLS/827/HYB/GX23	57962	PL-C 13W/827/USA/Alto	F13DBX23/827/ECO	CF13DD/827 CF13DD/827/ECO
	PLS	13W	GX23	2-pin	Hybrid (Direct or Bypass) Direct: Magnetic Ballast	6PLS/830/HYB/GX23	57963	PL-C 13W/830/USA/Alto	F13DBX23/830/ECO	CF13DD/830 CF13DD/830/ECO
	PLS	13W	GX23	2-pin	Hybrid (Direct or Bypass) Direct: Magnetic Ballast	6PLS/835/HYB/GX23	57964	PL-C 13W/835/USA/Alto	F13DBX23/835/ECO	CF13DD/835 CF13DD/835/ECO
	PLS	13W	GX23	2-pin	Hybrid (Direct or Bypass) Direct: Magnetic Ballast	6PLS/840/HYB/GX23	57965	PL-C 13W/841/USA/Alto	F13DBX23/841/ECO	CF13DD/841 CF13DD/841/ECO
	PLS	13W	GX23	2-pin	Hybrid (Direct or Bypass) Direct: Magnetic Ballast	7PLS/827/HYB/GX23	57931	PL-S 13W/827/2P/Alto	F13BX/827/ECO F13BX/E/827/ECO	CF13DS/827/ECO CFT13WDS/EC/827/ECO
	PLS	13W	GX23	2-pin	Hybrid (Direct or Bypass) Direct: Magnetic Ballast	7PLS/830/HYB/GX23	57932	PL-S 13W/830/2P/Alto	F13BX/830/ECO F13BX/E/830/ECO	CF13DS/830/ECO CFT13WDS/EC/830/ECO
	PLS	13W	GX23	2-pin	Hybrid (Direct or Bypass) Direct: Magnetic Ballast	7PLS/835/HYB/GX23	57933	PL-S 13W/835/2P/Alto	F13BX/835/ECO F13BX/E/835/ECO	CF13DS/835/ECO CFT13WDS/EC/835/ECO
	PLS	13W	GX23	2-pin	Hybrid (Direct or Bypass) Direct: Magnetic Ballast	7PLS/840/HYB/GX23	57934	PL-S 13W/841/2P/Alto	F13BX/841/ECO F13BX/E/841/ECO	CF13DS/841/ECO CFT13WDS/EC/841/ECO
	PLS	13W	2GX7	4-pin	Bypass	5.5PLS/835/BYP/2GX7	57826	-	-	CF13DS/E/841