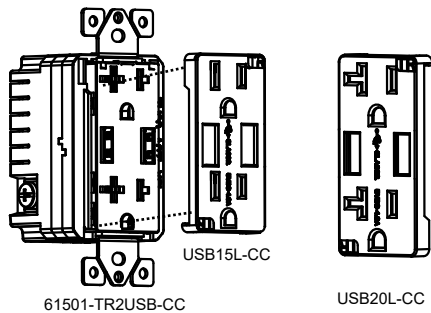


INSTALLATION INSTRUCTIONS



61501/62001-TR2USB-CC

Ultra High Speed Dual USB Charger with 15/20A Duplex Tamper Resistant Receptacle and Interchangeable Face Cover



SPECIFICATIONS

Receptacle Rating.....	15/20 Amp, 125VAC
USB Rating.....	Two USB ports with total 4.8 Amp, 5VDC
Wire Terminals.....	#14-#12 AWG
Operating Temperature.....	-4 to 140°F (-20 to 60°C)
USB Compatibility.....	USB 1.1/2.0/3.0 devices, including Apple products
Receptacle Dimension	3-3/4"x2-1/4"x3-3/16"

DESCRIPTION

61501-TR2USB-CC/62001-TR2USB-CC is the Industry's first 4.8A, 5VDC dual USB charger with duplex 15/20A tamper resistant receptacle. Our High Speed USB ports deliver the most advanced charging technology and optimize current by using a smart chip to reduce charging time to devices. The USB charger receptacle gives you the ability to charge virtually any device without the use of bulky adapters that can be lost or misplaced, while continuing to power traditional appliances, e.g. lamp or television with the same receptacle.

FEATURES

- Industry's first Dual USB High Speed charger at 4.8 Amp, 5VDC
- Charges most USB compatible devices directly without an adapter
- 2011 NEC Code compliant Tamper-Resistant Shutters
- Replaces a standard duplex receptacle
- Interchangeable Face Cover
- Wire terminals are designed for easy installation from the back or side
- UL Listed

WARNING

Turn the POWER OFF at the circuit breaker before installing the receptacle.

Read and understand these instructions before installing. This device is intended for installation in accordance with the National Electric Code and local regulations. It is recommended that a qualified electrician performs this installation. Make sure to turn off the circuit breaker or fuse(s) and make sure power is off before wiring the device.

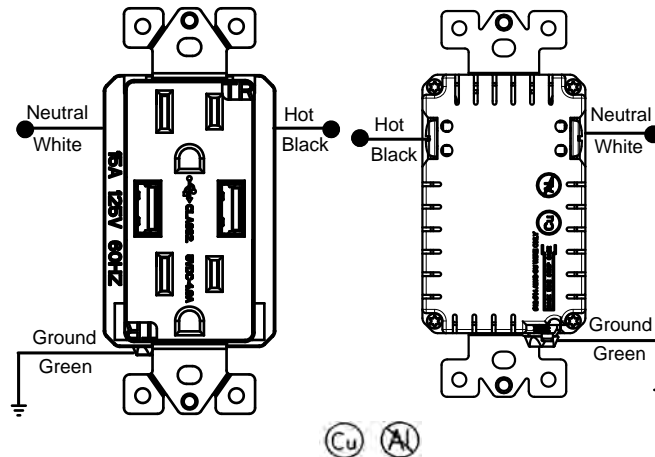
Use copper wire only.

This USB receptacle CANNOT be used if the outlet you are replacing has the top and bottom outlets controlled by separate circuit breakers.

WIRING DIRECTIONS

There are two ways to wire the receptacle:

1. Loop wire around terminal screws and firmly tighten terminal screw.
2. Insert wire(s) through terminal holes in the back, then tighten terminal screws. Use this method when attaching 2 wires to same terminal.
 - Connect HOT wire to the HOT terminal (brass screw).
 - Connect NEUTRAL wire to the NEUTRAL terminal (silver screw).
 - Connect GREEN or BARE wire to the GROUND terminal (green screw).

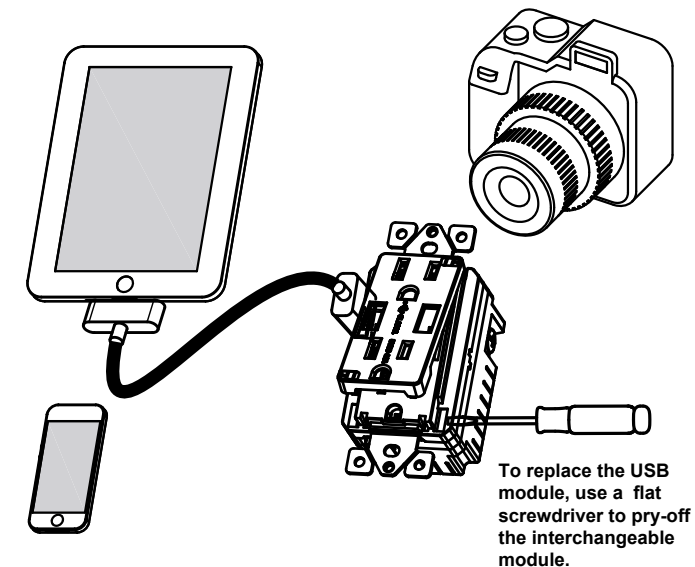


Safe charging: The USB ports protect your devices from over-current, over-charging, and short circuit. Depending on your device and use of quality cables, charging times may vary.

COMPATIBILITY

This USB Charger/Tamper-Resistant Receptacle is compatible with a wide range of electronic devices including, but not limited to, the following:

- iPad® Pro
- iPad® Air
- iPad® Mini
- iPod®
- iPhone® 6/ 6 Plus
- Tablets
- Mobile Phones
- Bluetooth™ Headsets
- Digital Cameras
- HTC One X9™
- HTC One S9™
- Samsung Galaxy S4™
- Samsung Galaxy Note 3™
- Samsung Galaxy J7™
- Galaxy Tab™
- Other Smart Phones and USB Compatible products



To replace the USB module, use a flat screwdriver to pry-off the interchangeable module.

WARRANTY INFORMATION

This device is warranted to be free of material and workmanship defects for 2 years from the date of purchase. Original receipt or proof of purchase from an authorized retailer must be presented upon warranty claim. ALL claims must be verified and approved by Enerlites, Inc. Warranties from other Enerlites products may vary. This warranty is nontransferable and does not cover normal wear and tear or any malfunction, failure, or defect resulting from misuse, abuse, neglect, alteration, modification, or improper installation. To the fullest extent permitted by the applicable state law, Enerlites shall not be liable to the purchaser or end user customer of Enerlites products for direct, indirect, incidental, or consequential damages even if Enerlites has been advised of the possibility of such damages. Enerlites' total liability under this or any other warranty, express or implied, is limited to repair, replacement or refund. Repair, replacement or refund are the sole and exclusive remedies for breach of warranty or any other legal theory.

