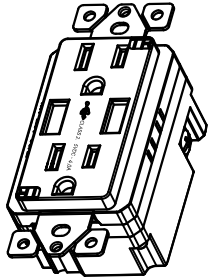


# INSTALLATION INSTRUCTIONS



## 61501-TR2USB Dual USB Charger with 15A Duplex Tamper Resistant Receptacle



### SPECIFICATIONS

Receptacle Rating.....	15 Amp, 125VAC
USB Rating.....	Two USB ports with total 4 Amp, 5VDC
Wire Terminals.....	#14-#12 AWG
Operating Temperature.....	-4 to 140°F (-20 to 60°C)
USB Compatibility.....	USB 1.1/2.0/3.0 devices, including Apple products
Receptacle Dimension .....	3-3/4"×2-1/4"×3-3/16"

### DESCRIPTION

The 61501-TR2USB is a duplex Tamper-Resistant Receptacle with two USB charging ports. This 61501-TR2USB can charge any current USB compatible device simultaneously including smart phones, tablets, e-readers, cameras and MP3 players. The High Speed USB ports deliver the most advanced charging technology and optimize current by using a smart chip to reduce charging time to devices. It is also capable of charging new devices that require higher current rating. All you need is a USB cable to connect your device to one of the two USB ports.

### FEATURES

- Two USB ports with a total high-current power of 4 Amp, 5VDC.
- Charges most USB compatible electrical devices directly without an adapter.
- 2011 NEC Code compliant Tamper-Resistant Shutters
- Replaces standard duplex receptacles
- Two Free wall Plates. One screwless and one standard wall plate.
- Wire terminals are designed for easy installation from the back or side
- UL Listed

### WARNING

**Turn the POWER OFF at the circuit breaker before installing the receptacle.**

Read and understand these instructions before installing. This device is intended for installation in accordance with the National Electric Code and local regulations. It is recommended that a qualified electrician performs this installation. Make sure to turn off the circuit breaker or fuse(s) and make sure power is off before wiring the device.

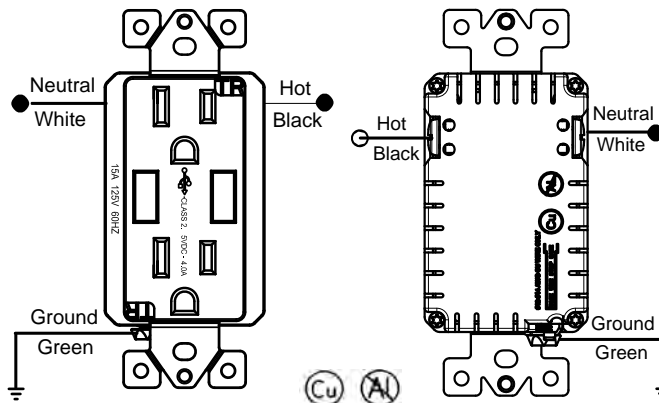
**Use copper wire only.**

**This USB receptacle CANNOT be used if the outlet you are replacing has the top and bottom outlets controlled by separate circuit breakers.**

### WIRING DIRECTIONS

There are two ways to wire the receptacle:

1. Loop wire around terminal screws and firmly tighten terminal screw.
2. Insert wire(s) through terminal holes in the back, then tighten terminal screws. Use this method when attaching 2 wires to same terminal.
  - Connect HOT wire to the HOT terminal (brass screw).
  - Connect NEUTRAL wire to the NEUTRAL terminal (silver screw).
  - Connect GREEN or BARE wire to the GROUND terminal (green screw).

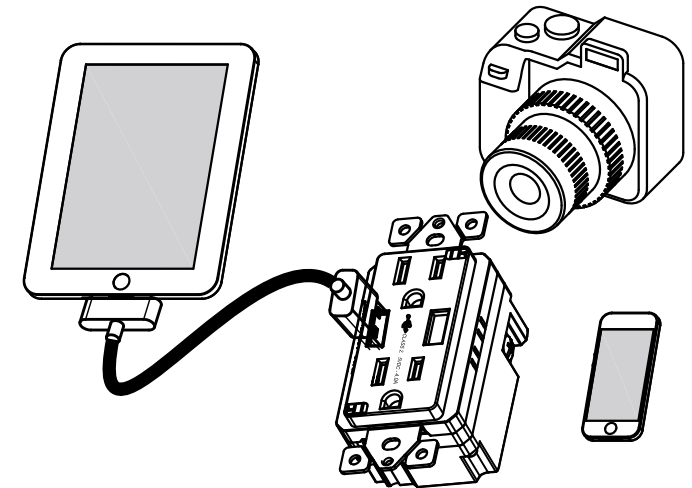


**Safe charging:** The USB ports protect your devices from over-current, over-charging, and short circuit. Depending on your device and use of quality cables, charging times may vary.

### COMPATIBILITY

This USB Charger/Tamper-Resistant Receptacle is compatible with a wide range of electronic devices including, but not limited to, the following:

- iPad® Pro
- iPad® Air
- iPad® Mini
- iPod®
- iPhone® 6/ 6 Plus
- Tablets
- Mobile Phones
- Bluetooth™ Headsets
- Digital Cameras
- HTC One X9™
- HTC One S9™
- Samsung Galaxy S4™
- Samsung Galaxy Note 3™
- Samsung Galaxy J7™
- Galaxy Tab™
- Other Smart Phones and USB Compatible products



### WARRANTY INFORMATION

This device is warranted to be free of material and workmanship defects for 2 years from the date of purchase. Original receipt or proof of purchase from an authorized retailer must be presented upon warranty claim. ALL claims must be verified and approved by Enerlites, Inc. Warranties from other Enerlites products may vary. This warranty is nontransferable and does not cover normal wear and tear or any malfunction, failure, or defect resulting from misuse, abuse, neglect, alteration, modification, or improper installation. To the fullest extent permitted by the applicable state law, Enerlites shall not be liable to the purchaser or end user customer of Enerlites products for direct, indirect, incidental, or consequential damages even if Enerlites has been advised of the possibility of such damages. Enerlites' total liability under this or any other warranty, express or implied, is limited to repair, replacement or refund. Repair, replacement or refund are the sole and exclusive remedies for breach of warranty or any other legal theory.



© 2016 Enerlites Inc.  
CA, U.S.A.

0206160015