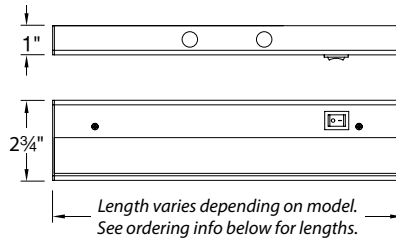


BA-LED

LEDme® Light Bar

WAC LIGHTING

Responsible Lighting®



PRODUCT DESCRIPTION

Bringing out the best in bold, eye-catching residential, retail and commercial displays, LEDme® Light Bars are ideal for counters and cabinets. Thermally efficient, these fixtures are crafted for illuminating heat sensitive perishables and color sensitive apparel, artwork and collectibles.

FEATURES

- True 1" profile
- Available in 5 lengths
- Each light bar includes one "I" connector
- On center spacing of LEDs is maintained when 2 or more light bars are connected with an "I" connector
- Minimal hardware at ends gives the look of one continuous run
- Free of projected heat, UV and IR radiation
- 70,000 hour rated life
- 5 year WAC Lighting product warranty

SPECIFICATIONS

Construction: Extruded aluminum body with acrylic lens.

Power: Integral driver. 120VAC 60Hz input.

Light Source: Includes 3000K or 2700K LEDs. CRI: 85. Replacement modules available.

Dimming: May be dimmed to 10% with electronic low voltage (ELV) dimmer. Compatible with **LEVITON IPE04** Electronic Low Voltage dimmer

Finish: Abrasion resistant Bronze (BB), Satin Nickel (SN) and White (WT) powder coat.

Standards: UL & CUL Listed.

Fixture Type:

Catalog Number:




Project:

Location:

FIXTURE PERFORMANCE

Model #	Color Temp	Power	Lumens	Efficacy
BA-LED2	3000K	3.5W	150	42.9 lm/W
BA-LED4	3000K	6.2W	240	38.7 lm/W
BA-LED6	3000K	8.5W	445	52.4 lm/W
BA-LED8	3000K	12.7W	700	55.1 lm/W
BA-LED10	3000K	13.1W	721	55 lm/W
BA-LED2-27	2700K	3.5W	150	42.9 lm/W
BA-LED4-27	2700K	6W	285	47.5 lm/W
BA-LED6-27	2700K	8.6W	465	54.1 lm/W
BA-LED8-27	2700K	10.9W	585	53.7 lm/W
BA-LED10-27	2700K	13.4W	695	51.9 lm/W

ACCESSORIES

6' power cord 	BA-PC6-WT	Supplies power in any application.
"I" connector 	BA-I-WT	Interconnection for seamless end to end transitions. One included with each light bar.
Interconnect cable 	BA-IC12-WT 12" BA-IC24-WT 24" BA-IC36-WT 36"	Links two light bars using a single power connection.

ORDER NUMBER

Model#	Color Temp	Length	Finish
BA-LED	3000K	2	8"
		4	12"
		6	18"
		8	24"
		10	30"
BA-LED	2700K	2-27	8"
		4-27	12"
		6-27	18"
		8-27	24"
		10-27	30"

BB Bronze
SN Satin Nickel
WT White

FINISHES



REPLACEMENT MODULES

		RM2X1-30-BA	RM4X1-30-BA	
BA-LED2	order	1		
BA-LED4			1	
BA-LED6		1	+	1
BA-LED8				2
BA-LED10		1	+	2

BA-LED -

Example: **BA-LED4-27-WT**

The total of all connected fixtures should not exceed 4 pieces.