

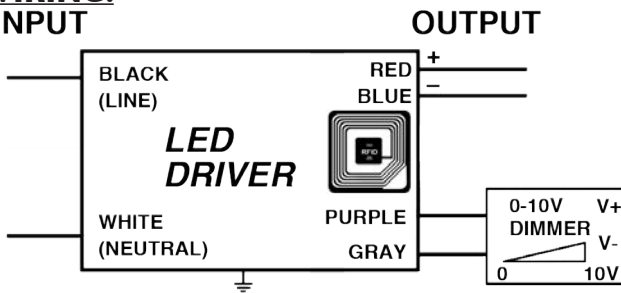
**PROGRAMMABLE,  
 DIGITAL, WIDE-RANGE  
 ADJUSTABLE CURRENT & DIMMING  
 TYPE TL RATED**

Input Voltage: 120-277V  
 Input Frequency: 50/60Hz  
 Side and Bottom Mount/Leads Options  
 < 1 Sec. Start time/(Starting with batch code AKT.48)

**ELECTRICAL SPECIFICATIONS:**

Output Power	Input Power	Input Current	Min PF (full load)	Max THD (full load)	Output Voltage	Output Current	T case Max	Min. Starting Temp	Efficiency Up To	Dimming Protocol	Dimming Range	IP Rating
10 to 40W	47W	0.4A @ 120V, 0.18A @ 277V	>0.90	<20%	15 to 55V	400 to 1400mA	90°C	-40°C	85%	0 to 10V	1 to 100%	66

**WIRING:  
 INPUT**



**PHYSICAL:**



Bottom Mount  
 Model No:  
 AC-40CDI.4APBKV

ONLY - AC-40CDI.4APMZ Sensor Area is on the bottom with a NFC Sensor Label

Lead Lengths					
Black	5.9"	Blue	5.9"	Purple	5.9"
White	5.9"	Red	5.9"	Gray	5.9"

Dimensions	Length	Width	Height	Mounting
AC-40CDI.4APKV	5.23"	2.48"	1.18"	4.84"
AC-40CDI.4APBKV	4.56"	2.48"	1.18"	
AC-40CDI.4APMZ	6.22"	1.73"	1.22"	5.86"
AC-40CDI.4APSC	12.8"	1.34"	1.06"	12.5"

**SAFETY:**

- Class A sound rating
- Overload Protection
- Open/Short Circuit Protection
- LED driver has a life expectancy of 50,000 hours at Tcase of ≤75°C
- LED driver has a life expectancy of 100,000 hours at Tcase of ≤65°C
- Warranty: 5 yrs based on max case temp of <75°C; 3 yrs based on max case temp of 90°C\*
- Input/Output Isolation
- FCC Title 47 CFR Part 15
- Surge Protection (3 KV)



Tref Max Value (°C)	Tc/Tref Value (°C)	Ta/Value (°C)
90	58.2	40

The LED Driver Type TL Program is intended to assist you in gaining greater market access for your LED drivers. This service is also intended to assist end-product LED Luminaire manufacturers improve their speed-to-market by making it easy to source a compliant LED Driver.

**INSTALLATION:**

- IP 66 Harsh Weatherproof
- Max Remote installation distance is 18 ft
- LED driver cases should be grounded
- LED drivers shall be installed inside electrical enclosures
- 18 AWG 600V/I05C tinned stranded copper lead-wires are required for installation

\*AC Electronics/AC LED Power Designs warrants to the purchaser that each LED Driver will be free from defects in material or workmanship for a period of 5 years when operated at max case temp of up to <75°C; 3 years from date of manufacture when operated at a max case temp of up to 90°C when properly installed and under normal conditions of use. See [aceleds.com](http://aceleds.com) for complete warranty policy.



**Phone Instructions**

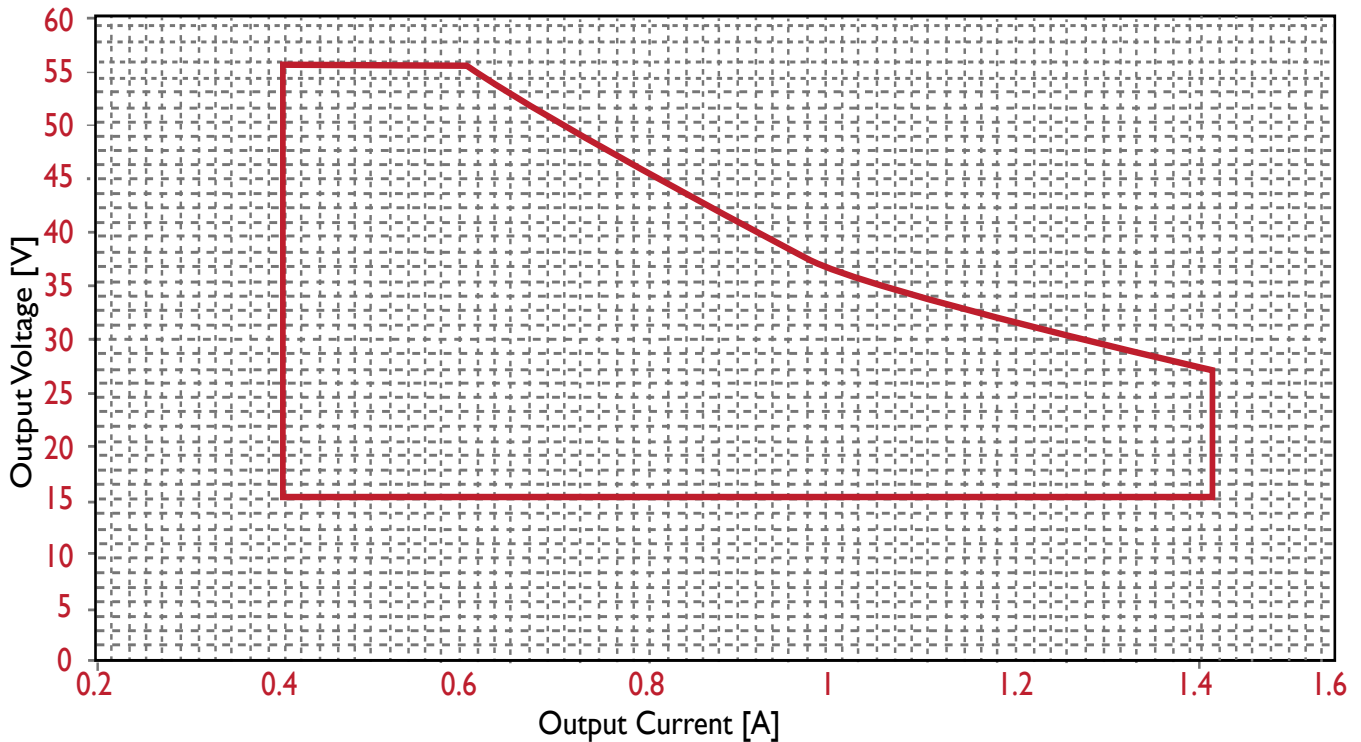
First you must have a Android device (phone/tablet) with NFC-V app downloaded.  
Open App; then place the device on top of the driver matching up sensors until it syncs up  
Basic format  
Write  
Insert the appropriate code from chart above  
Write  
Successfully written will appear



To Check: Read  
Read  
Shows you the Block - 00 00 00 00  
This is where the code you input appears

**IOUT/VOUT CURVE**

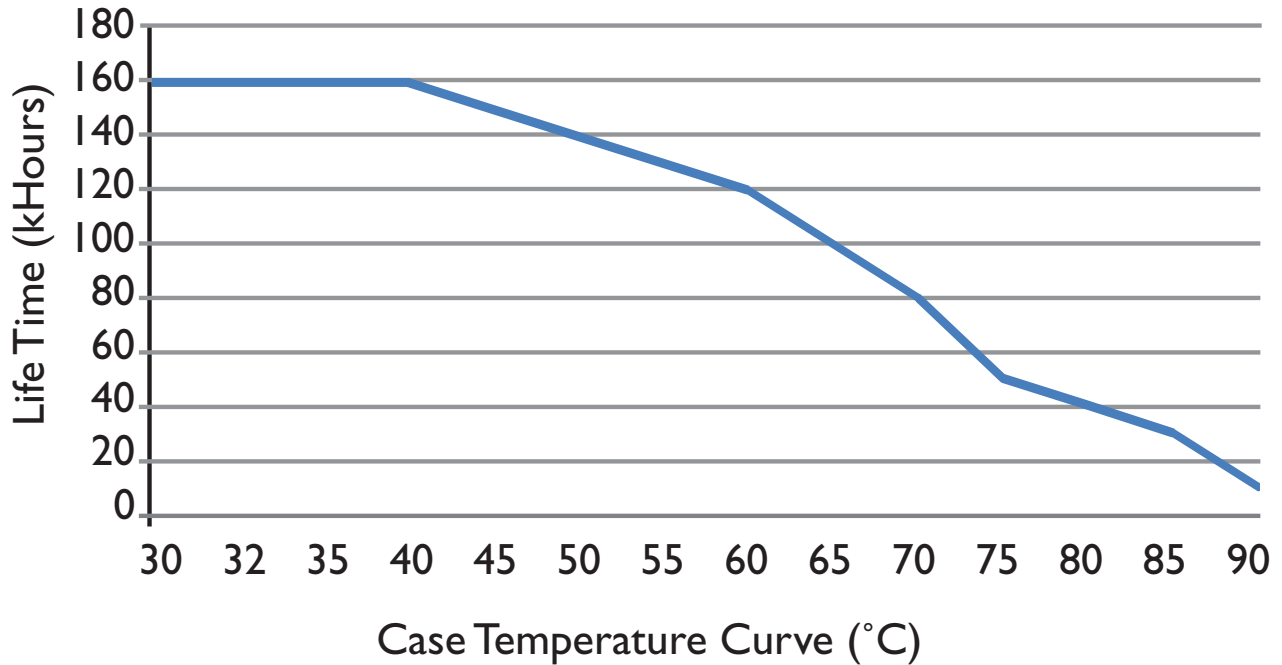
Use with NFC-V Reader App Available Free at Google App Store



**CONTROL THE IOUT WITH THE PROGRAMMING WAND. DOWNLOAD SOFTWARE FROM <http://www.aceleds.com/products-programmable.php>**

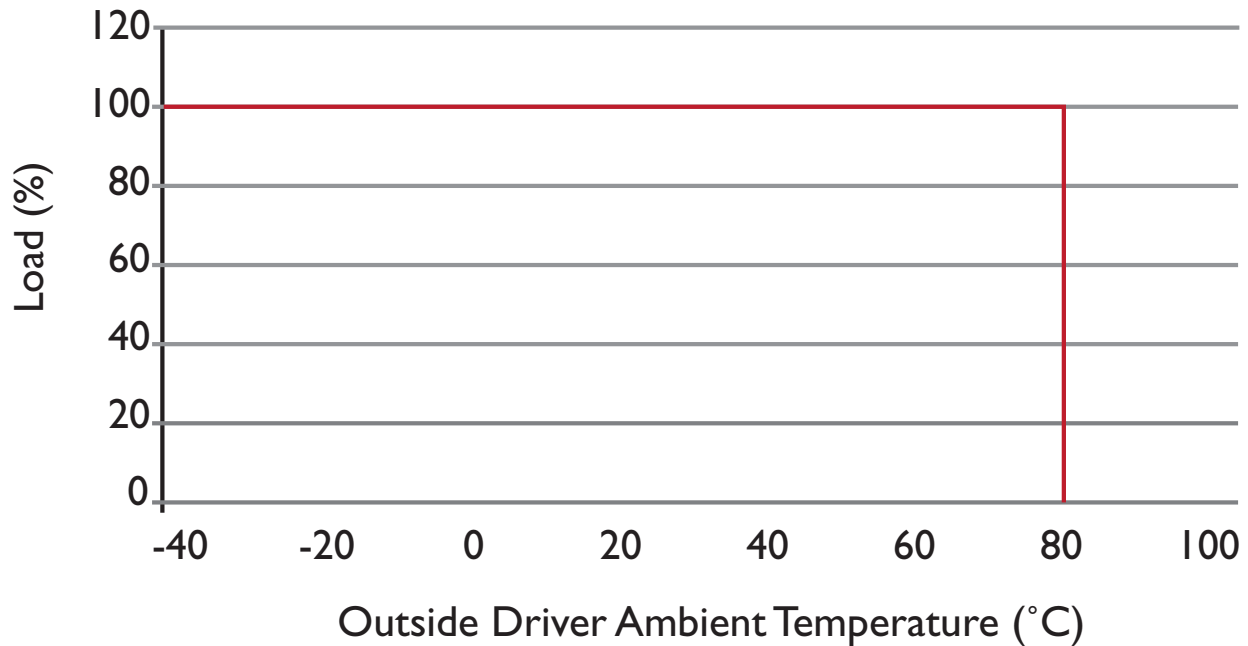
**Performance Characteristics**

Life Time v.s. Case Temperature Curve



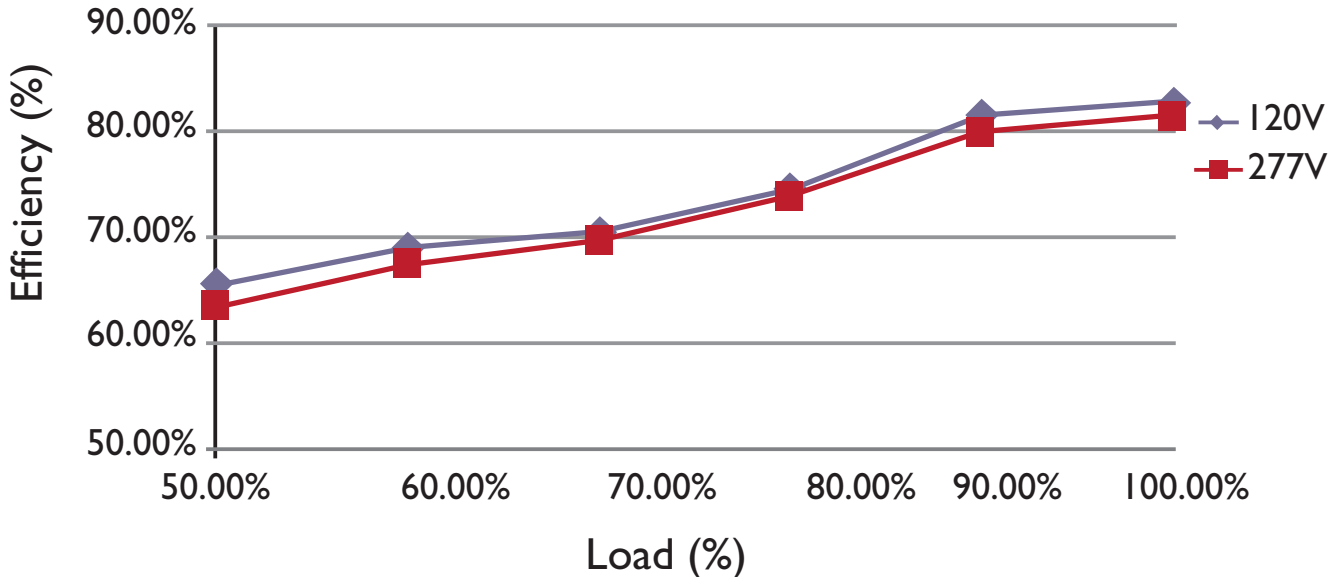
Derating Curve

120Vac & 277Vac

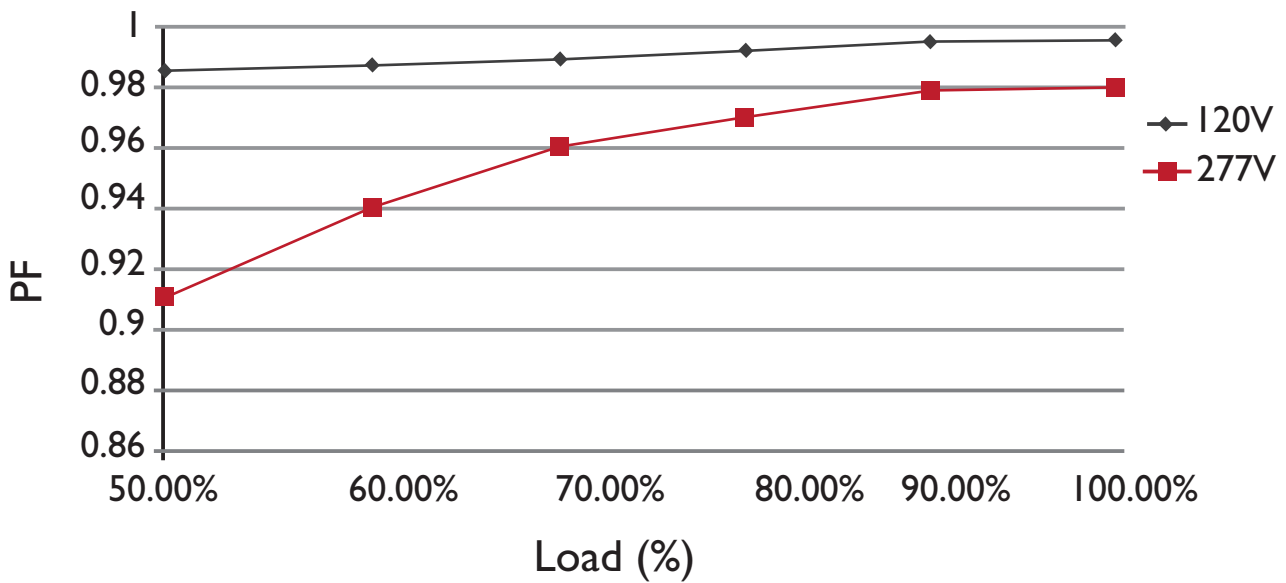


Performance Characteristics

Efficiency v.s. Load

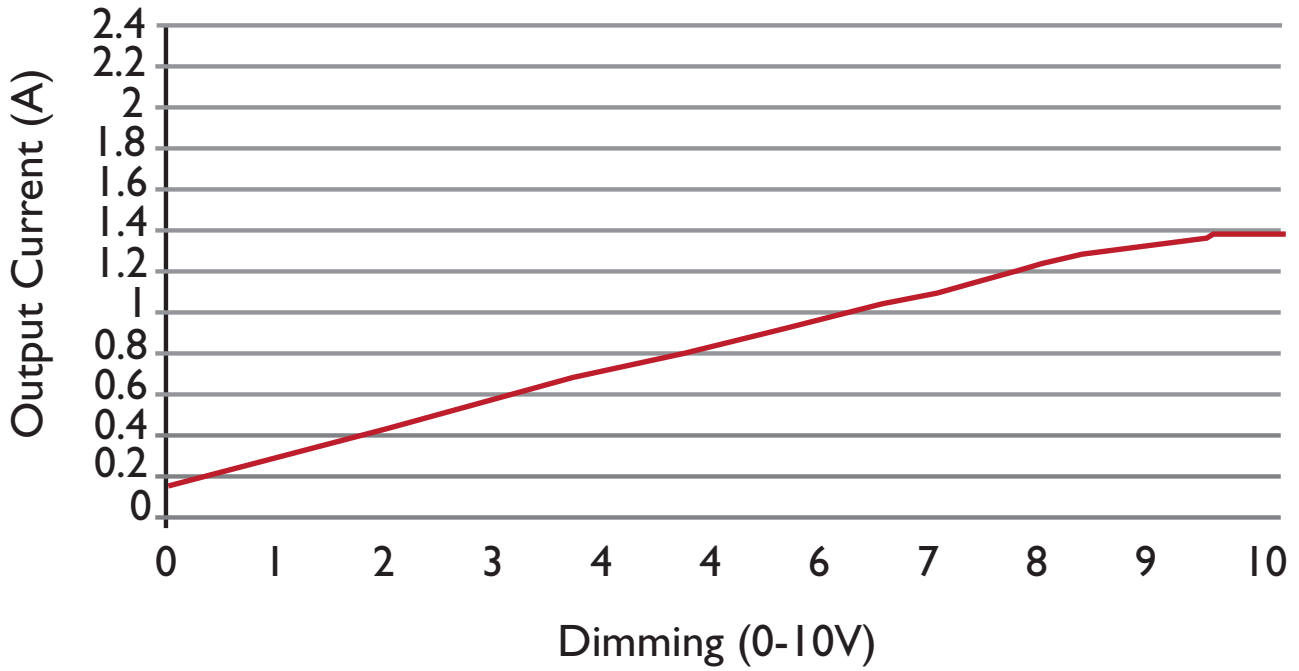


Power Factor v.s. Load



**Performance Characteristics**

**Output Current v.s. Dimming**



**Output Current v.s. Resistance**

