

Project:	Toshiba Lamp:
Type:	Notes:

## PAR30 Short



Ordering Information

Ordering Code	Input Voltage (VAC)	Lamp Shape	Base Type	CCT <sup>1</sup>	Initial Lumens (lm) <sup>2</sup>	Beam Angle	Wattage (W)	Lamp Efficacy (lm/W)	Rated Life (hrs) <sup>3</sup>	CBCP (cd)	CRI	Power Factor	Equivalency <sup>4</sup>	Lamp Weight lb (g)	
13P30S/27ISP-T	120	PAR30	E26	2700K	720	10	12.5	57.6	40,000	12500	81	0.95	85W Halogen	0.49 (224)	●
13P30S/27INF-T	120	PAR30	E26	2700K	780	25	12.5	62.4	40,000	3600	81	0.95	75W Halogen	0.56 (255)	●
13P30S/27IFL-T	120	PAR30	E26	2700K	780	35	12.5	62.4	40,000	1650	81	0.95	75W Halogen	0.56 (255)	●
13P30S/30ISP-T	120	PAR30	E26	3000K	730	10	12.5	58.4	40,000	12700	81	0.95	85W Halogen	0.49 (224)	●
13P30S/30INF-T	120	PAR30	E26	3000K	800	25	12.5	64.0	40,000	3800	81	0.95	75W Halogen	0.56 (255)	●
13P30S/30IFL-T	120	PAR30	E26	3000K	800	35	12.5	64.0	40,000	1750	81	0.95	75W Halogen	0.56 (255)	●
13P30S/40ISP-T	120	PAR30	E26	4000K	740	10	12.5	59.2	40,000	12800	81	0.95	85W Halogen	0.49 (224)	●
13P30S/40INF-T	120	PAR30	E26	4000K	800	25	12.5	64.0	40,000	3800	81	0.95	75W Halogen	0.56 (255)	●
13P30S/40IFL-T	120	PAR30	E26	4000K	800	35	12.5	64.0	40,000	1750	81	0.95	75W Halogen	0.56 (255)	●


- CCT Range complies to ANSI C78.377-2008.
- Thermally stable typical lumens ( $\pm 10\%$ )
- Rated life is based on 70% lumen maintenance and engineering testing and probability analysis; life hours per ENERGY STAR<sup>®</sup> may vary.
- Equivalency based on the ENERGY STAR<sup>®</sup> Integral LED Lamp Center Beam Intensity Benchmark Tool.

Note: All information consistent with IESNA LM-80-08 results and IESNA LM-79-08 testing completed by a qualified third party facility. All lamps meet ENERGY STAR Integral LED Lamp requirements and will be submitted for testing. Five-year warranty based on 12 hr/day usage. Toshiba LED Lighting Systems Division reserves the right to make changes and/or improvements in designs and/or dimensions without notice or obligation.



Dimensions

Model PAR30 Short  
MOL (A) 3.30" (84 mm)  
Diameter (B) 3.74" (95 mm)



Note: Lamp shape conforms to ANSI C78.21-2003. Designed to comply with RoHS Directive 2002/95/EC.

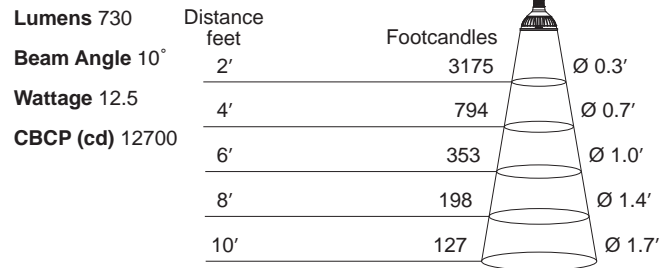
Energy Savings

Ordering Code	50W Halogen	65W Halogen	75W Halogen
13P30S/27INF-T	\$165.00	\$231.00	\$275.00
13P30S/30INF-T	\$165.00	\$231.00	\$275.00
13P30S/40INF-T	\$165.00	\$231.00	\$275.00

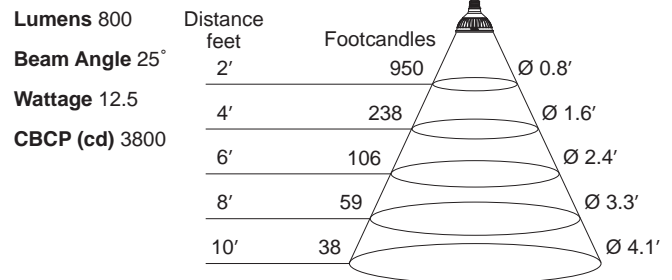
Note: Energy savings based on using one bulb for 40,000 hr rated life at 11c/kWh. Does not include maintenance and replacement lamp savings.

Illuminance Cone Diagrams

### 13P30S/30ISP-T



### 13P30S/30INF-T



### 13P30S/30IFL-T

