



SolarStorm 220



220W LED Grow Light

- 72 high power OSRAM emitters
- OptiGrow® Spectrum
- Uniform 80 Degree Primary Lenses
- Coverage Area up to 5' x 5'

Clever chainable design allows up to 10 SolarFlare 220 units to be powered from the same plug using a single timer

Product Specification

Electrical Characteristics	
Operating Voltage	90-277VAC / 50-60Hz
Total Power Consumption:	165 Watts
Power Factor	0.99
Typical Current:	0.70A (@240V) - 1.40A (@120V)

LED Characteristics	
LED emitter type	OSRAM SSL
Total number of LEDs	72
LED color blend	Proprietary OptiGrow® Blend
LED board	.040" Aluminum Metal Core PCB
LED color spectrum (dominant wavelengths):	
• Deep Blue	450nm
• Blue	470nm
• Red	620nm
• Deep Red	665nm
• Warm White	3100K

LED Drivers	
Type of driver	Custom Built Constant Current Mode
Number of drivers	2
Max power per driver	100 Watts

Luminous Output Characteristics*	
PAR Output Measured in adjusted* $\mu\text{moles}/\text{m}^2/\text{s}$ at center	
Distance from light:	Value
12 inches	1773
18 inches	745
24 inches	420

Recommended Coverage Area	
2' x 2' for Bloom	& Up to 5' x 5' for Veg

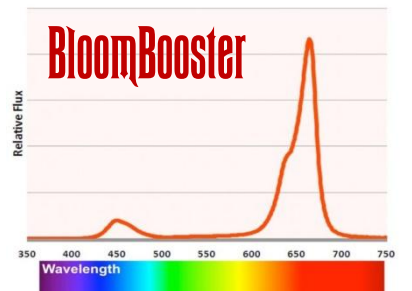
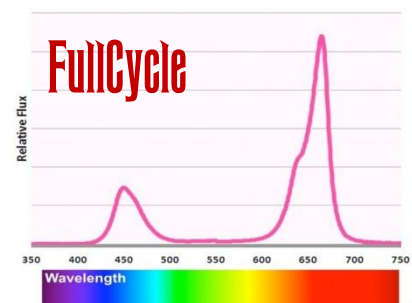
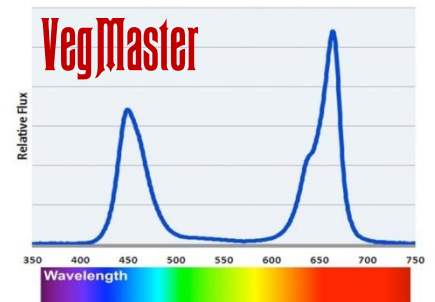
Dimensions & Weight	
Length x Width x Height	9" X 9" X 4"
Weight	9 lbs

Expected Life Span	
LED Expected Life Span	80,000+ Hours
LED Expected Output After 50,000 Hrs	> 90%
Cooling Fan Life Span	50,000 Hrs MTBF

Operating Requirements	
Operating Temperature	-15°C to 40°C (5°F to 104°F)
Operating Position	Light Facing Down

Warranty	
Limited 3 year warranty	

3 Spectral Blends



* Luminous output measured using a spectro-radiometer with NIST traceable calibration (calibration certificate available upon request.) Measurements are adjusted to account for plant spectral absorption according to DIN 5031-10. For details on our luminous output measurements and calculation techniques, please visit our website: www.californialightworks.com