

CIVILIGHT®

FOR YOUR SAFETY, PLEASE READ AND UNDERSTAND THE INSTRUCTIONS COMPLETELY BEFORE BEGINNING INSTALLATION.

LED RETROFIT 4" DOWNLIGHT INSTALLATION INSTRUCTIONS

Suitable for CUD214-52102, CUD214-52103, CUD214-52104, CUD214-52105, CUD214-52106
CUD214-52107

1



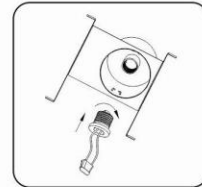
Turn off power to recessed fixture at circuit breaker.

2



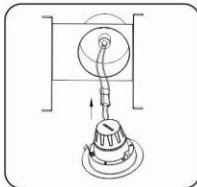
Remove existing trim, cover and bulb from the recessed fixture to reveal the existing socket.

3



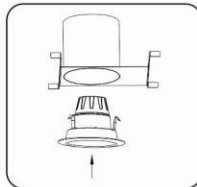
Disconnect the adaptor (E26 or GU24) from the LED downlight and screw into the socket in recessed housing by turning clockwise.

4



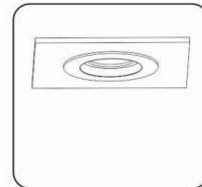
Plug the adaptor connector into LED downlight.

5



Insert LED downlight into recessed housing with clips sliding.

6



Carefully route wires into fixture (no wires are exposed) and push LED downlight up to flush with the ceiling surface, then power on.

CIVILIGHT®

FOR YOUR SAFETY, PLEASE READ AND UNDERSTAND THE INSTRUCTIONS COMPLETELY BEFORE BEGINNING INSTALLATION.

LED RETROFIT 4" DOWNLIGHT INSTALLATION INSTRUCTIONS

Suitable for CUD214-52102, CUD214-52103, CUD214-52104, CUD214-52105, CUD214-52106
CUD214-52107

WARNING – Risk of fire or electric shock. Luminaire wiring and electrical parts may be damaged when drilling for installation of LED retrofit kit. Check for enclosed wiring and components.

WARNING – Risk of fire or electric shock. LED Retrofit Kit installation requires knowledge of luminaires electrical systems. If not qualified, do not attempt installation. Contact a qualified electrician.

WARNING – Risk of fire or electric shock. Install this kit only in the luminaires that have the construction features and dimensions shown in the photographs and/or drawings.

WARNING – To prevent wiring damage or abrasion, do not expose wiring to edges of sheet metal or other sharp objects.

DO NOT MAKE OR ALTER ANY OPEN HOLES IN AN ENCLOSURE OF WIRING OR ELECTRICAL COMPONENTS DURING KIT INSTALLATION.

THIS LUMINAIRE HAS BEEN MODIFIED AND CAN NO LONGER OPERATE THE ORIGINALLY INTENDED LAMP.

Contact Civilight at 919.234.0853
www.civilight-na.com