

STANDARD METALARC®

General Purpose Metal Halide Lamps



STANDARD METALARC lamps are an economical choice for a high efficacy, long life, white light source.

SYLVANIA STANDARD METALARC lamps are offered in a range of wattages from 175 to 1500 watts. This family of lamps allows for design flexibility with multiple light source solutions to choose from. Lamps with universal operating position allow for a wider range of applications. In addition, METALARC lamps have significantly higher efficacy than mercury vapor or incandescent and considerably better CRI than mercury vapor and high pressure sodium. Wattages lower than 175W are also available as METALARC PRO-TECH® lamps for use in open fixtures. This shatter-resistant lamp has a P.F.A. coating.

Key Features & Benefits

- Broad range available — up to 1500W
- Well-balanced white light, available in 3000K and 4000K correlated color temperature
- Multiple choices allow design flexibility
- Low initial costs
- Universal operating position on most types
- Lead-free welded base and lead-free glass
- Durable mount structure and lamp construction
- Available in clear and coated
- Good CRI

Product Offering

Wattage	Bulb Shape	Finish
175	ED-28	Clear, Coated
250	ED-28	Clear, Coated
400	ED-37	Clear, Coated
1000	BT-56	Clear, Coated
1500	BT-56	Clear

Applications

- Area lighting
- Greenhouses
- Indoor and outdoor
- Industrial and commercial
- Retail facilities
- Shopping malls
- Sports lighting
- Street lighting
- Warehouses

Application Information

Application Notes

1. Lamps are rated for use in enclosed fixtures (see footnotes for exceptions).
2. Most are designed for universal burning positions.

Fixtures

Contact your local fixture agent for available fixtures.

Ballast Information

Lamps are approved for use on systems meeting the respective ANSI standard (see Ordering and Specification Information section for more details).



Specification Data

Catalog #	Type
Project	
Comments	
Prepared by	

Ordering Information

Item Number	Ordering Abbreviation	Bulb	Base	ANSI Code	Avg. Rated Life (hrs.)	Initial Lumens	Mean Lumens	CRI	CCT
64030*	M175/U/ED28	ED-28	E39 Mogul	M57/E	10,000V 7500H	14,400V 12,800H	9300V 9300H	65	4200K
64031*	M175/C/U/ED28	ED-28	E39 Mogul	M57/E	10,000V 7500H	14,000V 12,000H	8400V 8400H	70	3800K
64032*	M250/U/ED28	ED-28	E39 Mogul	M58/E	10,000 7500H	22,000V 20,000H	15,000V 13,000H	65	4200K
64033*	M250/C/U/ED28	ED-28	E39 Mogul	M58/E	10,000 7500H	21,500V 19,500H	17,000V 14,000H	70	3800K
64034*	M400/U/ED28	ED-28	E39 Mogul	M591E	20,000V	36,000V	25,000V	65	4000K
64035*	M400/C/U/ED28	ED-28	E39 Mogul	M591E	20,000V	36,000V	25,000V	70	3600K
64036*	M400/U/ED37	ED-37	E39 Mogul	M59/S ¹	20,000V 15,000H	36,000V 32,000H	23,500V 20,500H	65	4000K
64037*	M400/C/U/ED37	ED-37	E39 Mogul	M59/S ¹	20,000V 15,000H	36,000V 32,000H	22,500V 20,500H	70	3700K
64468	M1000/U	BT-56	E39 Mogul	M47/S ¹	18,000V 12,000H	110,000V 107,800H	86,000V 86,000H	65	4000K
64470	M1000/C/U	BT-56	E39 Mogul	M47/S ¹	18,000V 12,000H	107,000V 101,600H	80,000V 80,700H	70	3400K
64431	M1500/BU-HOR	BT-56	E39 Mogul	M48/E	3000	170,000V ² 153,000H	140,000V 127,400H	70	4000K
64432	M1500/BD	BT-56	E39 Mogul	M48/E	3000	167,000V	140,000V	70	4000K

*64030 formerly 64471, 64031 formerly 64472, 64032 formerly 64457, 64033 formerly 64458, 64034 formerly 64488, 64035 formerly 64489, 64036 formerly 64490, 64037 formerly 64492

Notes:

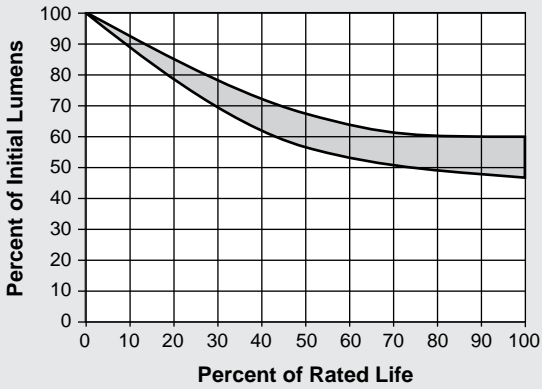
1. S = When operated within 15 degrees of vertical, this lamp may be operated in an open luminaire, provided the installation is not near people or flammable or combustible material, otherwise it must be operated in a suitably enclosed fixture.
2. For lamp wattages of 360W and greater, it is recommended that lampholders with nickel-plated copper alloy center contacts (with spring) should be used rather than electrical contacts made of stainless steel.

Ordering Guide

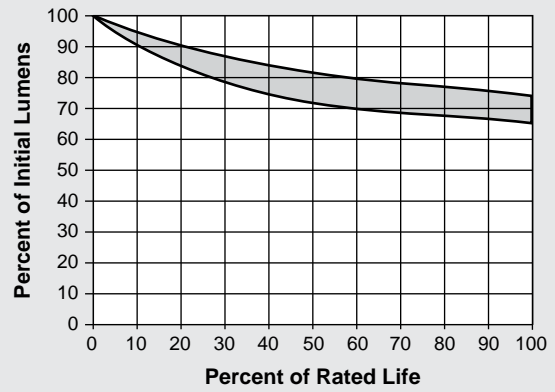
M	400	/	C	/	U
Standard METALARC®	Wattage: 175, 250 and 400, 1000 and 1500W		Finish: — = Clear C = Coated		Operating position: U = Universal BU-ONLY = Base up BU-HOR = Base up to horizontal BD = Base Down

Technical Information

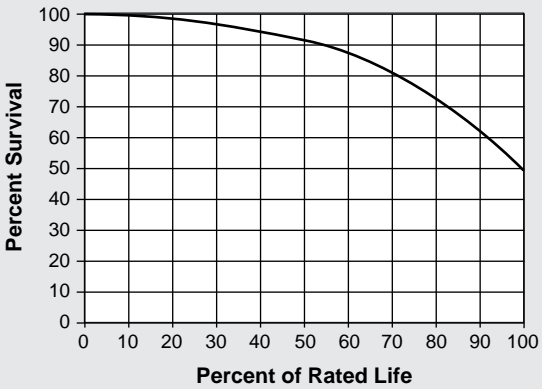
STANDARD METALARC®
(except 1000W and 1500W)



1000W and 1500W METALARC

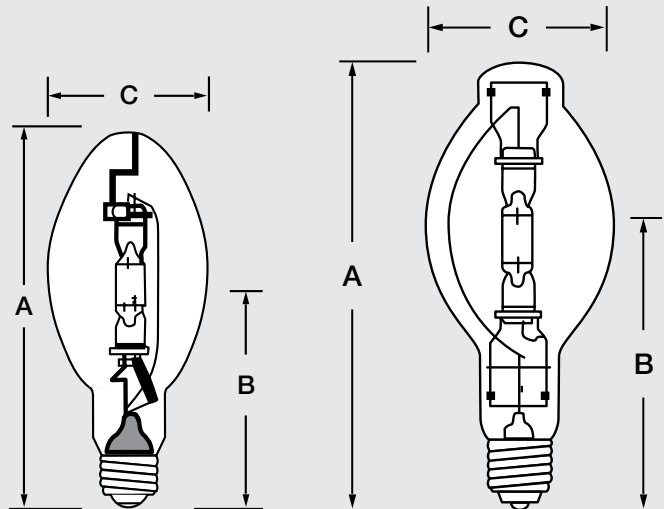


Typical Survival Curve



Lamp Dimensions

Bulb Shape	(A) MOL	(B) LCL	(C) Bulb Diameter
ED28	8.3"	5.0"	3.5"
ED37	11.5"	7.0"	4.6"
BT56	15.4"	9.5"	7.0"



Sample Specification

Lamp(s) shall be (a) METALARC® metal halide lamp(s) rated for universal operating positions and constructed with a lead-free welded base and lead-free glass..

Safety Information

WARNING: This lamp can cause serious skin burn and eye inflammation from shortwave ultraviolet radiation if the outer envelope of the lamp is broken or punctured. Do not use where people will remain for more than a few minutes unless adequate shielding or other safety precautions are used. Lamps that will automatically extinguish when the outer envelope is broken or punctured are commercially available.

Related Literature

For information on low wattage metal halide or open fixture rated METALARC PRO-TECH® lamps, see Product Information Bulletin HID025. Lamps are also available as high output SUPER METALARC®, energy saving METALARC SUPERSAVER®, and smaller sized COMPACT METALARC. Contact your OSRAM SYLVANIA representative for information.

OSRAM

