

IG Series

LED Parking Garage Luminaire

Product Description

Cree innovates again to reset the performance benchmark in parking garage applications with the IG Series featuring WaveMax™ Technology, our innovative optical waveguide platform. Available in 33 watt and 66 watt, two lumen packages are offered to satisfy IESNA RP20-14 Basic and IESNA Security Zone G-1-03 requirements for environments seeking higher light levels for improved safety and security. The streamlined design breaks away from dated traditional designs, blending form and function, to deliver superior low-glare illumination.

Applications: Parking garages

Performance Summary

Utilizes Cree WaveMax™ Technology
Initial Delivered Lumens: 3,910 or 7,500 lumens
Input Power: 33 or 66 watts
Efficacy: Up to 118 LPW
Optic: Type V Short Distribution
Made in the U.S.A. of U.S. and imported parts
CCT: 4000K (+/- 300K), 5700K (+/- 500K)
CRI: Minimum 80 CRI
Limited Warranty: 10 years on luminaire

Accessories

Field-Installed
Hand-Held Remote XA-SENSREM - For successful implementation of the programmable multi-level option, a minimum of one hand-held remote is required

Ordering Information

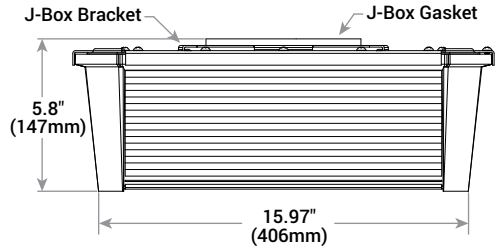
Fully assembled luminaire is composed of two components that must be ordered separately:
Example: **Mount:** IG-JBWH + **Luminaire:** IG-A-NM-5S-A-40K-UL-WH

Mount (Luminaire must be ordered separately)	
IG-	WH
IG-JB Junction Box IG-PD Pendant	Color Options: WH White

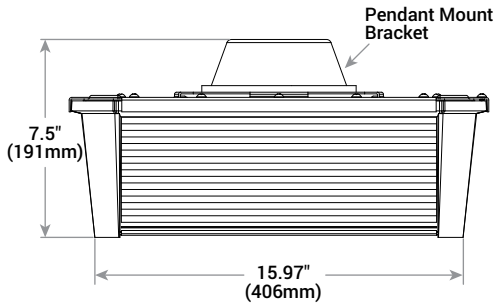
Luminaire (Mount must be ordered separately)							
IG	NM	5S				WH	
Product	Mounting	Optic	Input Power Designator	CCT	Voltage	Color	Options
IG	NM No Mount	5S Type V Short	A 33W, 3,910 lumens – 118 LPW J 66W, 7,500 lumens – 114 LPW	40K 4000K 57K 5700K	UL 120-277V 34 347V	WH White	PML Programmable Multi-Level - Refer to PML spec sheet for details



JB Mount



PD Mount



Weight

10 lbs. (4.5kg)



Rev. Date: V5 12/03/2015



IG Series LED Parking Garage Luminaire

Product Specifications

CREE WAVEMAX™ TECHNOLOGY

Featuring up to 90% optical efficiency and precise control, Cree WaveMax™ Technology provides unmatched comfort and decreased LED source luminance by smoothly spreading brightness over a broader area. When integrated with luminous surfaces made of a polymer medium engineered with DiamondFacet™ optical elements, extremely high efficacy luminaires are the result – ultimately creating more visually comfortable and appealing environments while exceeding illumination performance.

CONSTRUCTION & MATERIALS

- Impact resistant white polycarbonate housing and acrylic lenses
- Corrosion resistant anodized aluminum top plate
- Low profile, lightweight design provides ease of installation
- Standard luminaire can mount to both pendant or J-box (specify mount in ordering table above)
- J-Box mounting bracket mounts directly over existing 4" (102mm) square, rectangular or octagonal junction boxes only
- Pendant mount includes 6" (152mm) wires out of luminaire and provides a splice location for mounting to 3/4" IP pendant (by others)
- **Weight:** 10 lbs. (4.5kg)

OPTICAL SYSTEM

- WaveMax™ Technology that improves optical control, optical efficiency, energy efficiency and the overall visual experience
- Acrylic Lenses with DiamondFacet™ Microlenses
- Unmatched low-glare comfort and decreased LED source luminance by smoothly spreading brightness over the optical lenses
- 6% Uplight

ELECTRICAL SYSTEM

- **Input Voltage:** 120-277V or 347V, 50/60Hz, Class 1 drivers
- **Power Factor:** > 0.9 at full load
- **Total Harmonic Distortion:** < 20% at full load
- **Input Power:** Stays constant over life
- **Operating Temperature Range:** -40°C - + 40°C (-40°F - + 104°F)
- Integral 6kV surge suppression protection standard
- To address inrush current, slow blow fuse or type C/D breaker should be used

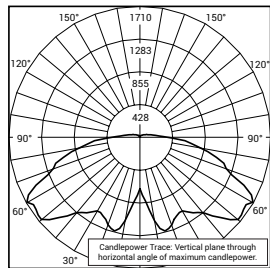
REGULATORY & VOLUNTARY QUALIFICATIONS

- cULus Listed
- Suitable for wet locations
- Suitable for operation in ambient not exceeding 40°C (104°F)
- Enclosure rated IP66 per IEC 60529
- 6kV surge suppression protection tested in accordance with IEEE/ANSI C62.41.2
- Meets FCC Part 15, Subpart B, Class A standards for conducted and radiated emissions
- Meets Buy American requirements within ARRA
- DLC qualified. Please refer to www.designlights.org/QPL for most current information

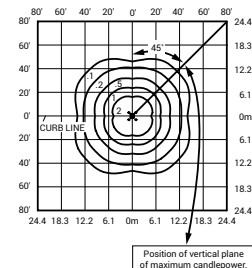
Photometry

All published luminaire photometric testing performed to IESNA LM-79-08 standards by a NVLAP accredited laboratory. To obtain an IES file specific to your project consult: www.cree.com/Lighting/Products/Outdoor/Parking-Structure/IG-Series

5S



RESTL Test Report #: PL06962-001B
IG-**-5S-J-40K-UL
Initial Delivered Lumens: 7,276



IG-**-5S-J-40K-UL
Mounting Height: 15' (4.6m) A.F.G.
Initial Delivered Lumens: 7,500
Initial FC at grade

Electrical Data*							
Input Power Designator	System Watts 120-277V	System Watts 347V	Total Current				
			120V	208V	240V	277V	347V
A	33	35	0.29	0.17	0.15	0.13	0.11
J	66	69	0.57	0.33	0.28	0.25	0.20

* Electrical data at 25°C (77°F). Actual wattage may differ by +/- 10% when operating between 120-347V +/-10%

Recommended IG Series Lumen Maintenance Factors (LMF) ¹						
Ambient	Input Power Designator	Initial LMF	25K hr Projected ² LMF	50K hr Projected ² LMF	75K hr Projected ² LMF	100K hr Calculated ³ LMF
5°C (41°F)	A	1.04	1.00	0.97	0.94	0.91
	J	1.04	0.99	0.95	0.91	0.88
10°C (50°F)	A	1.03	0.99	0.96	0.93	0.91
	J	1.03	0.98	0.94	0.90	0.87
15°C (59°F)	A	1.02	0.98	0.95	0.92	0.90
	J	1.02	0.97	0.93	0.89	0.86
20°C (68°F)	A	1.01	0.97	0.94	0.91	0.89
	J	1.01	0.96	0.92	0.88	0.85
25°C (77°F)	A	1.00	0.96	0.93	0.90	0.88
	J	1.00	0.95	0.91	0.87	0.84
30°C (86°F)	A	0.99	0.95	0.92	0.89	0.87
	J	0.99	0.94	0.90	0.86	0.83
35°C (95°F)	A	0.98	0.94	0.91	0.88	0.86
	J	0.98	0.93	0.89	0.85	0.82
40°C (104°F)	A	0.97	0.93	0.90	0.87	0.85
	J	0.97	0.92	0.88	0.84	0.81

¹ Lumen maintenance values at 25°C (77°F) are calculated per TM-21 based on LM-80 data and in-situ luminaire testing

² In accordance with IESNA TM-21-11, Projected Values represent interpolated value based on time durations that are within six times (6X) the IESNA LM-80-08 total test duration (in hours) for the device under testing ((DUT) i.e. the packaged LED chip)

³ In accordance with IESNA TM-21-11, Calculated Values represent time durations that exceed six times (6X) the IESNA LM-80-08 total test duration (in hours) for the device under testing ((DUT) i.e. the packaged LED chip)

Type V Short Distribution				
Input Power Designator	4000K		5700K	
	Initial Delivered Lumens*	BUG Ratings** Per TM-15-11	Initial Delivered Lumens*	BUG Ratings** Per TM-15-11
A	3,910	B2 U3 G2	3,910	B2 U3 G2
J	7,500	B3 U3 G2	7,500	B3 U3 G2

* Initial delivered lumens at 25°C (77°F). Actual production yield may vary between -10 and +10% of initial delivered lumens

** For more information on the IES Bug (Backlight-Uplight-Glare) Rating visit: www.ies.org/PDF/Erratas/TM-15-11BugRatingsAddendum.pdf

