

FEATURES & SPECIFICATIONS

INTENDED USE — Built on the compact, low-profile Z strip channel, this LED strip offers long maintenance-free life, several color temperatures, lumen outputs and lengths. Ideal for new construction and retrofit applications in T5 and T8 lengths. Ideal for uplight and downlight in commercial, retail, manufacturing, warehouse, cove and display applications. **Certain airborne contaminants can diminish integrity of acrylic.** [Click here for Acrylic Environmental Compatibility table for suitable uses.](#)

CONSTRUCTION — Compact-design channel and cover are formed from code-gauge cold-rolled steel. Easy to install row aligner included for continuous row mounting.

Finish: Paint options include high-gloss, baked white enamel (WH), galvanized (GALV), matte black (MB) and smoke gray (SKGY). Five-stage iron phosphate pre-treatment ensures superior paint adhesion and rust resistance.

OPTICS — Standard diffuse snap on/snap off lens eliminates pixels, improves uniformity and minimizes glare. L/LENS option available.

ELECTRICAL — Utilizes high-output LEDs integrated on a two-layer circuit board, ensuring cool-running operation. Optional internal pluggable wiring harness for reduced labor cost in row mounting applications. (See PLR_ordering information on page 3.) Electronic LED driver is rated for 75 input watts maximum (see Operational Data on page two for actual wattage consumption), **multi-volt input and 0-10V dimming standard.** This fixture is designed to withstand a maximum line surge of 1.5kV at 0.75kA combination wave for indoor locations, for applications requiring higher level of protection additional surge protection must be provided.

LEDs provide nominal 80 CRI at 3000 K, 3500 K, 4000 K, or 5000 K.

Lumen output up to 2,000 lumens per foot. In 86°F (30°C) ambient environments. Luminaire should be installed in applications where ambient temperatures do not exceed 86°F (30°C).

INSTALLATION — Tool-less channel cover for easy installation.

Fixture may be surface mounted (with or without ZSPRG hanger), pendant or stem mounted with appropriate mounting options. Three-point aligner locks in place for easy continuous row mounting.

LISTINGS — CSA certified to US and Canadian safety standards. For use in damp locations between -4°F (-20°C) and 86°F (30°C).

DesignLights Consortium® (DLC) qualified product. Not all versions of this product may be DLC qualified. Please check the DLC Qualified Products List at www.designlights.org to confirm which versions are qualified.

WARRANTY — 5-year limited warranty. Complete warranty terms located at www.acuitybrands.com/CustomerResources/Terms_and_conditions.aspx

Note: Actual performance may differ as a result of end-user environment and application.

All values are design or typical values, measured under laboratory conditions at 25 °C.

Specifications subject to change without notice.

Catalog Number
Notes
Type



LED Striplight

ZL1N

24", 48" and 96" Lengths



ORDERING INFORMATION Lead times will vary depending on options selected. Consult with your sales representative. **Example: ZL1N L48 3000LM FST MVOLT 40K 80CRI WH**

Series	Length	Nominal lumens ¹	Diffuser	Voltage	Color temperature	Color rendering index	Options	Paint finish
ZL1N LED striplight	L24 24"	1500LM 1,500 lumens ²	FST Snap on frosted, diffuse	MVOLT 120-277V	30K 3000 K	80CRI 80 CRI	PLR Plug-in wiring ⁴	WH White
		2500LM 2,500 lumens ²	L/LENS No diffuser	120 120V	35K 3500 K	90CRI 90 CRI	PLR1LVG Plug-in wiring-low voltage ⁵	GALV Galvanized
		3500LM 3,500 lumens	SBL Straight blade louver	208 208V	40K 4000 K			MB Matte black
	L46 46" L48 48"	3000LM 3,000 lumens ²		240 240V	50K 5000 K		E7W Emergency battery pack ^{3,6}	SKGY Smoke gray
		5000LM 5,000 lumens		277 277V				
		7000LM 7,000 lumens		347 347V ³				
TZL1N LED striplight	L92 92"	6000LM 6,000 lumens ²		480 480V ³				
	L96 96"	10000LM 10,000 lumens						
		14000LM 14,000 lumens						

Accessories: Order as separate catalog number.			
HC36	Hanger chain, 36"	LSXR	Sensor Switch® LSXR occupancy sensor ²
ZACVH	Aircraft cable 10' (one pair)	ZSPRG	For 15/16" T-grid only
ZLANGBKT	Luma-tilt™ angle bracket for shelf or ledge mounting only	WGZ24	24" wireguard, white
NPP16D	nLight® switching/dimming module	WGZ48	48" wireguard, white ⁷

Notes

- See Operational Data on page 2 for actual lumens.
- Not available with 0-10V dimming option.
- Not available with L24, 24" fixture. 347V and 480V utilize a step-down transformer.
- See ordering information on page
- Must use ZSPRG for surface mounting when ordering this option.
- Must specify voltage. 120, 208, 240 or 277V.
- Order 2 for tandem double length fixtures (TZL1N).

ZL1N LED Striplight

OPERATIONAL DATA

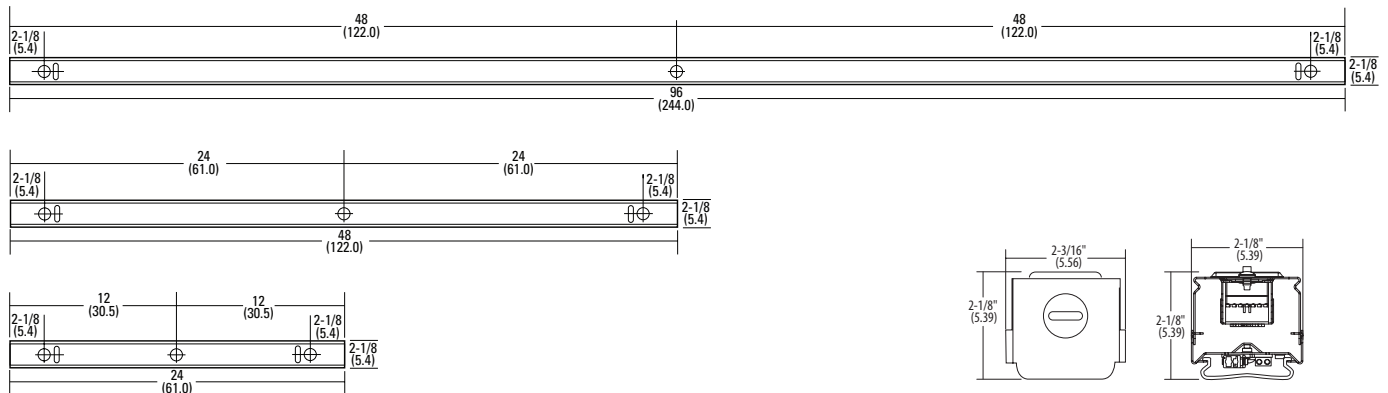
	Nominal lumen package	Length (inches)	Delivered lumens 3000 K CCT @ 77°F (25°C) ambient temperature	Delivered lumens 3500 K CCT @ 77°F (25°C) ambient temperature	Delivered lumens 4000 K CCT @ 77°F (25°C) ambient temperature	Delivered lumens 5000 K CCT @ 77°F (25°C) ambient temperature	Wattage @120V	Comparable light source
Lensed	1,500LM	24	1,693	1,725	1,781	1,797	16W	1-lamp 17W T8
	2,500LM	24	3,059	3,118	3,220	3,247	22W	1-lamp 17W T8
	3,500LM	24	3,722	3,793	3,917	3,951	36W	1-lamp 32W T8, 1-lamp 54W T5HO, 50W HID
	3,000LM	46 or 48	3,505	3,572	3,688	3,720	30W	1-lamp 32W T8, 1-lamp 54W T5HO, 50W HID
	5,000LM	46 or 48	4,912	5,006	5,169	5,213	38W	2-lamp 32W T8, 1-lamp 54W T5HO, 70W HID
	7,000LM	46 or 48	6,916	7,049	7,278	7,341	62W	3-lamp 32W T8, 2-lamp 54W T5HO, 100W HID
	6,000LM	92 or 96	7,010	7,144	7,377	7,440	59W	3-lamp 32W T8, 2-lamp 54W T5HO, 100W HID
	10,000LM	92 or 96	9,823	10,012	10,338	10,427	76W	4-lamp 32W T8, 2-lamp 54W T5HO, 100W HID
	14,000LM	92 or 96	13,832	14,098	14,556	14,682	123W	4-lamp 32W T8, 3-lamp 54W T5HO, 150W HID
Unlensed	1,500LM	24	1,854	1,890	1,951	1,968	16W	1-lamp 17W T8
	2,500LM	24	3,351	3,415	3,527	3,557	22W	1-lamp 17W T8
	3,500LM	24	4,076	4,155	4,290	4,327	36W	1-lamp 32W T8, 1-lamp 54W T5HO, 50W HID
	3,000LM	46 or 48	3,921	3,996	4,126	4,162	30W	1-lamp 32W T8, 1-lamp 54W T5HO, 50W HID
	5,000LM	46 or 48	5,495	5,600	5,783	5,832	38W	2-lamp 32W T8, 1-lamp 54W T5HO, 70W HID
	7,000LM	46 or 48	7,737	7,886	8,142	8,213	62W	3-lamp 32W T8, 2-lamp 54W T5HO, 100W HID
	6,000LM	92 or 96	7,842	7,993	8,253	8,324	59W	3-lamp 32W T8, 2-lamp 54W T5HO, 100W HID
	10,000LM	92 or 96	10,990	11,201	11,565	11,665	76W	4-lamp 32W T8, 2-lamp 54W T5HO, 100W HID
	14,000LM	92 or 96	15,475	15,772	16,285	16,425	123W	4-lamp 32W T8, 3-lamp 54W T5HO, 150W HID

DIMENSIONS

All dimensions are shown in inches (centimeters) unless otherwise noted.
Specifications subject to change without notice.

PALLET DIMENSIONS

Length	Approximate weight	Fixtures per pallet	Approximate pallet dimensions (L x W x H)
L24	7 lbs.	408	46" X 51" X 32 11/16"
L46	11 lbs.	176	46" X 51" X 32 1/16"
L48	12 lbs.	176	46" X 51" X 31 3/8"
L92	22 lbs.	176	46" X 98 1/2" X 31 1/16"
L96	24 lbs.	176	46" X 98 1/2" X 31 1/16"



PHOTOMETRICS

Please see www.lithonia.com.

PRODUCT INFORMATION

Advanced plug-in system with three-circuit capability. Available on industrial and strip products and a variety of architectural products mounted in continuous rows. 1, 2, 3 and 4-lamp fixtures. PLR22 (2-circuit) and PLR33 (3-circuit) crossover harness switches hot circuit serving next fixture in row. Reduces fixture types on job for alternating circuit applications (see example below.)

Easy one-step installation, saves up to 35% on labor costs. Expanded switching flexibility helps save energy.

Rows can be 50% longer with two-circuit systems. Polarized, lock-together nylon connectors prevent miswiring in the field. #12 THHN conductor, rated 600V, 90°C. White neutral wire included. Grounding accomplished by fixture in-row connectors.

CSA certified systems available with up to 2 circuits. G ground required.

Note: Specifications subject to change without notice.



PLR

Advanced 3-Circuit Plug-In

ORDERING INFORMATION Lead times will vary depending on options selected. Consult with your sales representative.

Series	Number of hot wires	Branch circuits	Dimming	Ground
PLR	(blank) Not required for 22 or 33	<u>Circuits to which ballast is connected</u> B Red wire	LV Low-voltage dimming	(blank) No ground in PLR
PLR22	1 Black	(blank) Not required for 22 or 33 C Blue wire		G Ground. Maximum 2 circuits
PLR33	2 Black and red	A Black wire		
	3 Black, red and blue			

Typical Applications

- Multiple-circuit and single-circuit for longer continuous rows
- Multiple-circuit with alternating fixtures on separate circuits, 2-circuit (PLR 22) and 3-circuit (PLR 33)
- Multiple circuit with night-lights located along row as desired

TYPICAL APPLICATIONS										
PLR 3 C	PLR 3 C	PLR 3 C	PLR 3 C	PLR 2 B	PLR 2 B	PLR 2 B	PLR 2 B	PLR 1	PLR 1	PLR 1
(All PLR22)										
Circuit A	Circuit B	Circuit A	Circuit B	Circuit A	Circuit B	Circuit A	Circuit B	Circuit A	Circuit B	Circuit A
(All PLR33)										
Circuit A	Circuit B	Circuit C	Circuit A	Circuit B	Circuit C	Circuit A	Circuit B	Circuit C	Circuit A	Circuit B
PLR 3 A	PLR 3 A	PLR 3 A	PLR 3 C	PLR 3 B	PLR 3 B	PLR 3 B	PLR 3 C	PLR 3 A	PLR 3 A	PLR 3 A

PRODUCT INFORMATION

A standard occupancy time delay is also present to ensure lights turn off (once minimum on timer has also elapsed) if no occupancy is detected.

This timer is factory set at 10 minutes to promote energy savings, but is adjustable between 30 seconds and 30 minutes. These adjustments may be done through the unit's push-button.

FEATURES

- Four interchangeable lenses - high mount 360°, low mount 360°, high mount aisleway, and small motion 360°.
- Integrated mounting bracket drops lens down 3" from chase nipple - no bracket accessory required.
- 100% digital PIR detection - provides excellent RF immunity

Note: Specifications subject to change without notice.



LSXR

Single Relay

sensorswitch

ORDERING INFORMATION Lead times will vary depending on options selected. Consult with your sales representative.

Example: LSXR 10 ADC HVOLT 30M

LSXR		Lens option				Dimming/photocell	
Series	Passive Infrared Indoor Occupancy Sensor	(blank) No lens	610 High and low mount 360°	650 High mount 360° and aisleway	3PK High and low mount 360° and aisleway	4PK All lenses	(blank) None
		6 High mount, 360°					HL High/low occupancy operation
		10 Low mount, 360°					P Switching photocell (on/off)
		50 High mount aisleway					ADC Dimming and switching photocell
		9 Small motion, 360°					ANL Dimming and switching photocell with high/low occupancy operation
Voltage	Max dim level	Min dim level		Lead length	Temp humidity		Default time delay
(blank) 120-277 VAC (MVOLT)	(blank) 10 VDC	(blank) Minimum dimming level of ballast	(blank) 14"	(blank) None	(blank) 10 minutes (with minimum 15 minutes on time)		
HVOLT 347-480 VAC	9H 9 VDC	1V 1 VDC	42L 42"	LT Low temperature	5M 5 minutes (LED only)		
	8H 8 VDC	2V 2 VDC			15M 15 minutes		
	7H 7 VDC	3V 3 VDC			20M 20 minutes		
		4V 4 VDC			30M 30 minutes		
		5V 5 VDC					
		6V 6 VDC					

For additional information see www.lithonia.com

ZL1N LED Striplight

OPTIONS AND ACCESSORIES

The Z Series fixture offers numerous options for almost every electrical and optical component, including a long list of field-installable accessories.




HANGER CHAIN

36" chain with Y hanger.

Order as:

HC36



Z SPRING HANGER

Snap 'n' lock design requires no fasteners and can be used on T-grid ceiling or universal mounting systems.

Order as:

ZSPRG



ZACVH HANGER

10' Aircraft cable with Y hanger.

Order as:

ZACVH

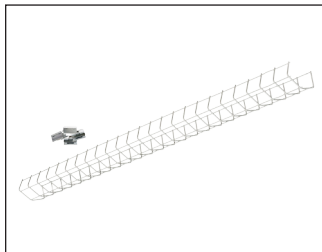


ANGLE MOUNTING BRACKET

Luma-tilt™ angle bracket ships as a pair

Order as:

ZLANGBKT



WIRE GUARD

Order as:

WGZ24

WGZ48