



FEATURES & SPECIFICATIONS

INTENDED USE

Provides general illumination in residential and light commercial applications. Ideal for use with narrow ceiling areas such as in workshops, utility rooms and corridors. **If required for commercial application or operation more than eight (8) hours per day, consult factory for available options.**

CONSTRUCTION

Full wraparound with white finished steel end plates and acrylic, prismatic diffuser provides widespread illumination. Diffuser's lift and shift design provides for easy installation, lamp access, cleaning and superior retention. Available in 2 lamp configurations.

Uses a residential electronic ballast (120 volt, 60Hz) for instant on, ensures no flickering and quiet operation without interfering with other home electronics.

Utilizes (2) 32W or (2) 17W linear T8 fluorescent lamps (F32T8/735) for energy efficiency, superior color rendering and 10,000 hour average lamp life.

Series ballast operation and sleeved leads eliminate need for channel cover.

For use with non-dimmable switches only.

LISTINGS

CUL listed to US and Canadian safety standards and suitable for damp locations. ENERGY STAR® certified.

WARRANTY

2-year limited warranty. Complete warranty terms located at www.acuitybrands.com/CustomerResources/Terms_and_conditions.aspx

Actual performance may differ as a result of end-user environment and application.


Note: Specifications subject to change without notice.

Catalog Number
Notes
Type

Indoor General Purpose

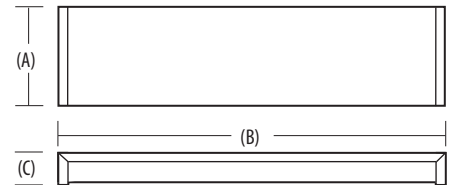
Wraparound Narrow End Utility

Linear T8 Fluorescent



DIMENSIONS						
Nominal size	Lamp configuration	Model number	Number of lamps	(A) Width inches (cm)	(B) Length inches (cm)	(C) Depth inches (cm)*
(2) Lamp		3324 2L17W	(2) 17W linear T8	5-1/8" (33.0)	24-7/8" (160.4)	2-1/2" (16.1)
(2) Lamp		3348 2L32W	(2) 32W linear T8	5-1/8" (33.0)	48-7/8" (315.3)	2-1/2" (16.1)

*Extension from ceiling.
All dimensions are inches (centimeters) unless otherwise indicated.



ORDERING INFORMATION Example: 3348 2L32W

Series ^{1,2}	Ballast/voltage
3324 2L17W (2) 17W linear T8 fluorescent lamps required	120 RE 120 volt residential electronic ballast
3348 2L32W (2) 32W linear T8 fluorescent lamps required	

Accessories: Order as separate catalog number.
D3324/DRB2 2ft. diffuser
D3348/DRB4 4ft. diffuser

Notes

- Lamps not included.
- Use with non-dimmable switches only.

Wraparound Utility Lighting

PHOTOMETRICS

TEST NO: LTL16375

LUMINAIRE CATALOG NO.: MODEL 3348

LUMINAIRE DESCRIPTION: RESIDENTIAL WRAP, 5" X 49", TWO (2) SERIES CONNECTED T8 LAMPS, NO CHANNEL COVER, BALLAST PAINTED WHITE. ACRYLIC PRISMATIC DROP DIFFUSER 1.25" DEEP, CHUANSHI RESIDENTIAL ELECTRONIC BALLAST.

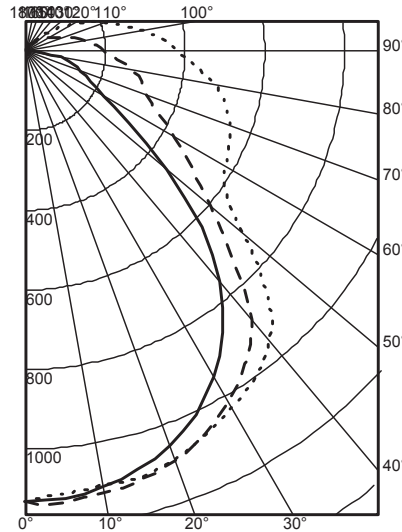
LAMP CATALOG NO.: FO32/735/ECO

LAMP DESCRIPTION: TWO 32-WATT T8 LINEAR FLUORESCENT, HORIZONTAL POSITION

LUMENS PER LAMP: 2850

CANDELA DISTRIBUTION

0	22.5	45	67.5	90	Ave	Lumens
0	1132	1132	1132	1132	1132	1132
5	1127	1125	1136	1118	1116	1125
15	1089	1089	1116	1109	1110	1103
25	1009	1022	1062	1061	1065	1046
35	863	899	960	986	1004	945
45	624	665	735	801	856	735
55	314	394	507	601	611	491
65	179	259	368	544	562	385
75	122	174	301	476	519	318
85	36	83	229	388	426	233
90	2	50	195	347	381	196
95	1	45	177	316	345	178
105	1	39	126	223	249	128
115	2	30	83	149	173	87
125	2	21	52	87	103	53
135	2	15	32	45	51	30
145	2	10	22	24	25	17
155	2	3	12	14	14	9
165	1	0	1	3	5	2
175	1	0	0	0	0	0
180	0	0	0	0	0	0



ZONAL LUMEN SUMMARY

Zone	Lumens	% Lamp	% Fixture
0° - 30°	900.3	15.8	22.6
0° - 40°	1489.3	26.1	37.4
0° - 60°	2501.1	43.9	62.8
0° - 90°	3476.0	61.0	87.3
90° - 120°	416.2	7.3	10.5
90° - 130°	464.5	8.1	11.7
90° - 150°	499.4	8.8	12.5
90° - 180°	504.4	8.8	12.7
0° - 180°	3980.4	69.8	100.0

SPACING CRITERIA(0-Deg): 1.2

SPACING CRITERIA(90-Deg): 1.4

AVERAGE LUMINANCE (cd/m2)

	0°	45°	90°
45°	5401	5516	6162
55°	3316	4401	5017
65°	2522	3928	5567
75°	2704	4343	6735
85°	2014	5348	8383

Calculations based on IES File Luminous Area:
5.16 in. W x 47.88 in. L x 1.2 in. H

COEFFICIENTS OF UTILIZATION

pt	20%															
	80%				50%				30%				10%			
pc	70%	50%	30%	10%	50%	30%	10%	50%	30%	10%	50%	30%	10%	0%		
0	81	81	81	81	73	73	73	68	68	68	63	63	63	61		
1	73	69	65	62	61	59	57	57	55	53	53	52	50	48		
2	66	59	54	50	53	49	46	50	47	44	46	44	41	39		
3	60	52	46	41	47	42	39	44	40	37	41	38	35	33		
4	55	46	40	35	42	37	33	39	35	31	37	33	30	28		
5	50	41	35	30	37	32	28	35	31	27	33	29	26	24		
6	47	37	31	26	34	29	25	32	27	24	30	26	23	21		
7	43	34	28	23	31	26	22	29	25	21	27	24	21	19		
8	40	31	25	21	28	23	20	27	22	19	25	21	18	17		
9	38	28	22	19	26	21	18	25	20	17	23	19	17	15		
10	35	26	20	17	24	19	16	23	19	16	22	18	15	14		

SINGLE LUMINAIRE PERFORMANCE

Task Height: 2.5ft.

Mounting Height	50% beam - 67.2°		10% beam - 107.1°	
	Initial FC	FC	Diameter	FC
8.0	34.7	7.3	17.4	3.5
10.0	19.3	10.0	9.6	1.9
12.0	12.2	12.6	6.1	1.2
14.0	8.4	15.3	4.2	0.8
16.0	6.1	17.9	3.0	0.6