

# PLS 5.5W HYB GX23 TITANIUM LED SERIES

Preliminary Specifications



PL:EDGE  
SERIES

5.5W REPLACES




13W  
CFL

60% Energy Savings

PRO



- ⌚ **HYBrid installation - DIRect or BYPass**
- ⌚ **Compatible with magnetic ballasts - DIRect installation**
- ⌚ **Built-in universal voltage driver - BYPass installation**
- ⌚ **Exceptional efficacy 91 LPW**
- ⌚ **Lasts 4 times longer than CFL**
- ⌚ **Suitable for use in totally enclosed fixtures**



LM 79

LM 80

TM 21



COMPACT FORM FACTOR AND ROTATABLE BASE SUITABLE FOR ALL APPLICATIONS



# PLS 5.5W HYB GX23 TITANIUM LED SERIES



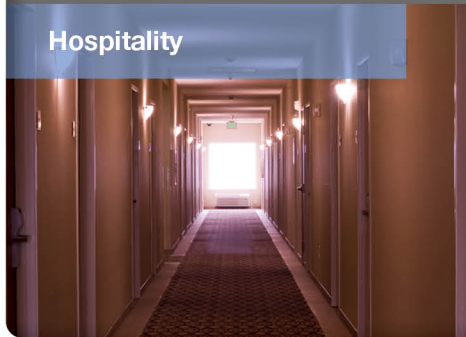
## Preliminary Specifications

### APPLICATIONS


#### Office



#### Hospitality




#### General



Ref.#:DS105-PLS-5.5W-HYB-GX23

**Base:** GX23 (2-pin CFL)  
**Voltage:** Magnetic ballast compatible  
 120-277V  
**Dimmable:** No  
**PF:** 0.9  
**Lifetime:** 40,000 hrs  
**Weight:** 0.08lb / 38g



### SPECIFICATIONS\*\*

Model	Product	Power (W)	CCT	CRI (typ.)	Lumens	LPW	Beam Angle
<b>5.5PLS/827/HYB/GX23</b>	57820	5.5	Soft White 2700K	80	450	82	120°
<b>5.5PLS/830/HYB/GX23</b>	57821	5.5	Warm White 3000K	80	500	91	120°
<b>5.5PLS/835/HYB/GX23</b>	57822	5.5	Neutral White 3500K	80	500	91	120°
<b>5.5PLS/840/HYB/GX23</b>	57823	5.5	Cool White 4000K	80	520	95	120°

\* Suitable for use in totally enclosed fixtures

\*\* Specification data is preliminary and may be subject to change

\*\*\* Suitable for damp locations. Not for use where directly exposed to weather or water

\*\*\*\* Full installation guide and more details available on website