

Quick Start Guide for the LumiGrow® LumiBar™

Welcome to the LumiGrow community!

LumiGrow products are engineered from the ground up to promote healthy plant growth without energy waste. That's why LumiGrow smart horticultural lighting solutions are the #1 choice of leading growers.

LumiGrow is also the only LED product line tested and selected for use by leading agricultural research institutions. In side-by-side comparisons, the LumiGrow LumiBar solution consistently out-performs 4 four-foot fluorescent T5 tubes while it consumes half the energy and releases none of the hazardous mercury.

The LumiGrow team is committed to ensuring that your LumiGrow lights perform as expected. Remember that help is just a phone call or mouse click away. To reach a technical expert, call (800) 514-0487, ext. 2 or visit www.lumigrow.com/support.

Safety First

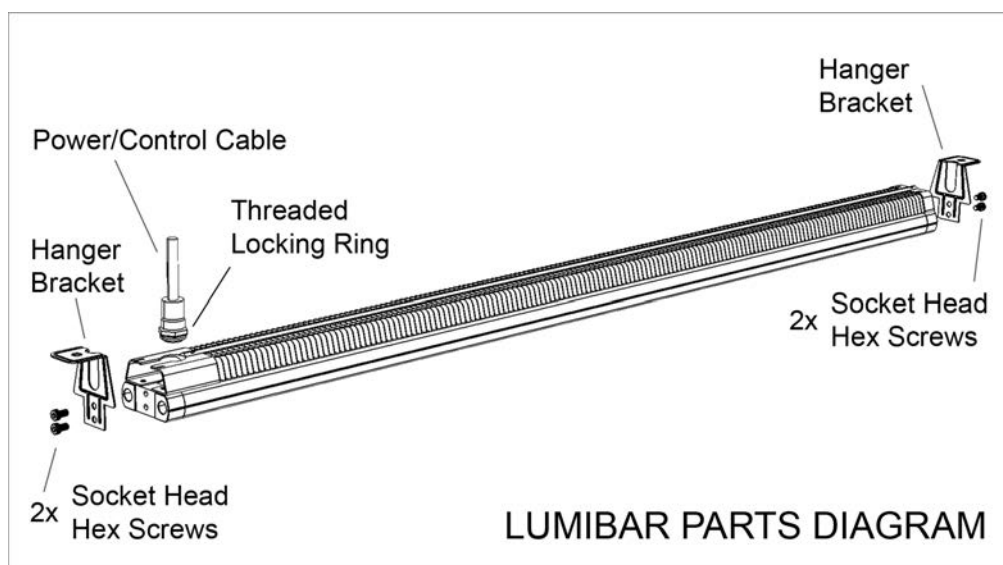
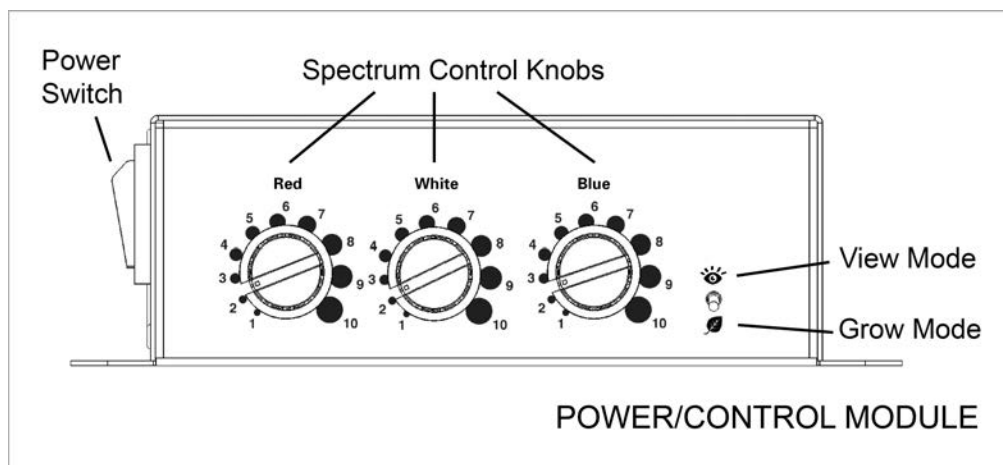
Take common sense precautions when operating your LumiGrow system. Always keep in mind the following:

- Do not immerse the unit in water or expose it to water for prolonged periods
- Do not use the unit with a damaged power cord, plug or electrical outlet
- Do not unplug the unit by pulling on the power cord
- Connect the unit to a properly grounded outlet only

If you have any questions about the safe operation of your LumiGrow LumiBar, please contact us Monday-Friday at (800) 514-0487, ext. 2 or submit a support request at: www.lumigrow.com/support. We're here for you!

Technical Data

LumiGrow LumiBar Technical Specifications:	
Operating Voltage	90-264 V _{AC} (2.5A max) (auto-switching)
Operating Frequency	50Hz-60Hz
Typical Power Consumption	200 Watts
Weight	7 lbs
Dimensions	2-7/8"W x 48-3/4"L x 2-1/8"H (fixture) 8-1/2"W x 6-1/4"L x 2-1/2"H (controller)
Operating Temperature	-20° C to 60° C (-4° F to 140° F)
Lifespan	50,000 hours
PAR Range	400 – 700 nanometers
High Power Factor	> 0.90



Getting Started

1. Remove the LumiGrow LumiBar and power/control module from the box and unwrap.
2. Take the power/control cable and insert it into the LumiBar fixture's cable receptacle. Lock the cable to the control receptacle with a clockwise twist of the threaded locking ring (not to be confused with the threaded strain release located closer to the wire).
3. Use the 4 socket head hex screws to attach the 2 hanger brackets to the screw holes in the end caps on either side of the fixture.
4. Hang the LumiBar from the hanging brackets using a suspension system.
5. Suspend the LumiGrow LumiBar at the appropriate distance to achieve desired light intensity.

The closer you hang the LumiGrow Lumibar to the plant canopy the more energy you transfer to your plants. Your plants can grow right up to the light without damage.

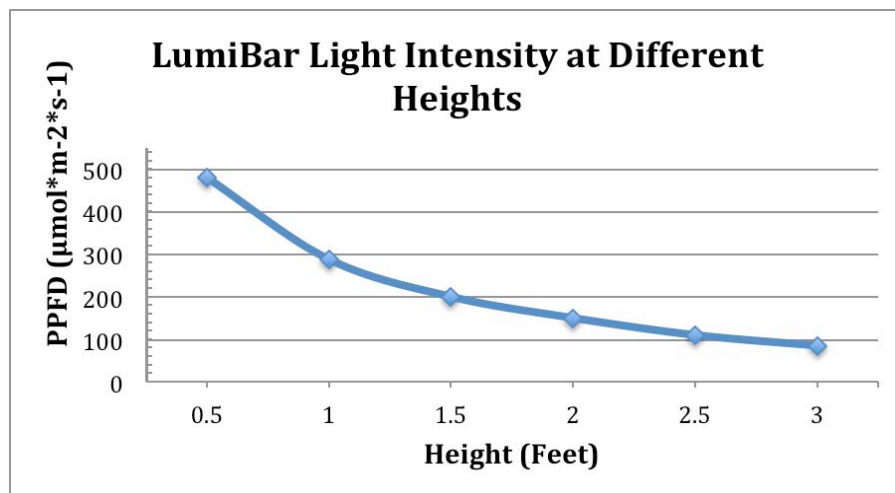
6. Insert the power cord into the control box. Plug the cord into an AC outlet. The LumiBar light has a universal power supply that accepts power from 90 ~ 264 V_{AC} (1.5A max), both at 47 ~ 63 Hz.
7. Turn on the power switch. You're ready to grow!

Operating Your LumiGrow LumiBar

General Guidelines (refer to the graphic below for light intensity)

If you plan to use the LumiGrow LumiBar solution as the primary light source we recommend positioning the light 1 to 2 feet above the plant canopy.

Light Output Measurements



Adjusting the Red, White, and Blue Control Knobs

The LumiGrow LumiBar is designed for simple, worry-free operation. Setting the red, white and blue knobs to 10 will achieve healthy plant growth.

The LumiGrow LumiBar system's independently adjustable red, white and blue knobs enable you to fine-tune lighting, providing plants with precisely the portion of the light spectrum they need at each growing phase. Expert growers may desire to change the lighting mix for their specific needs.

Your LumiGrow LumiBar is designed to provide 50,000 hours of optimal illumination without degradation – that's 2-5 times as long as fluorescent lamps.

View Mode and Grow Mode Toggle

Use the toggle switch to move between view mode and grow mode. The 'View Mode' is useful for assessing crop characteristics under white light.

Product Warranty

LumiGrow, Inc. warrants to the purchaser of its LumiGrow products, when shipped in its original carton, that they will be free from defects in materials and workmanship for the time

period set forth below. During the warranty period, LumiGrow, Inc. will, at its option, either repair the defect or replace the defective product or part thereof at no charge to the purchaser for parts during the warranty period.

- The LumiGrow LumiBar has a five (5) year warranty from date of purchase.
- Peripherals, accessories and other ancillary items purchased from LumiGrow, Inc. will carry their manufacturer's standard warranty.

This warranty does not apply to any product which has been damaged, defaced, subjected to misuse, abnormal service or handling (including shipping damage), or which has been altered in design or construction.

The warranty described above is in addition to whatever implied warranty may be granted to purchaser by law. (All implied warranties, including the warranty of merchantability and fit for use, are limited to the period(s) from date of purchase set forth above).

Neither sales personnel of the seller nor any other person is authorized to make any warranties other than those described above, or to extend the duration of any warranties beyond the time period described herein.

The warranty described above shall be the sole and exclusive warranty granted by LumiGrow, Inc. and shall be the sole and exclusive remedy available to the purchaser.

Correction of defects, in the manner and period of time described herein, shall constitute complete fulfillment of all liabilities and responsibilities of LumiGrow, Inc. to the purchaser with respect to the product, and shall constitute full satisfaction of all claims, whether based on contract, negligence, strictly liability or otherwise.

In no event shall LumiGrow, Inc. be liable or in any way responsible for any damages or defects in the product which were caused by repairs or attempted repairs performed by anyone other than LumiGrow, Inc.

Nor shall LumiGrow, Inc. be liable or in any way responsible for any incidental or consequential economic or property damage. Some states do not allow the exclusion of incidental or consequential damages so the above exclusion may not apply to you. This warranty does not apply to improper installation or grounding, acts of God, such as lightning strikes and/or electrical line power surges, floods, earthquakes, hurricanes, tornados, vandalism, vermin such as slugs, ants, rodents, etc., or improper electrical connections.

Warranty Service Procedures

In order to enforce the rights under this limited warranty, the purchaser must notify LumiGrow, Inc., of a warranty claim by contacting (800) 514-0487. At that time, the purchaser will be asked to provide dated proof of original purchase. Acceptable forms of this shall be a photocopy or scanned image of the dated original invoice faxed or emailed to LumiGrow, Inc. The purchaser will also need to provide a full description of the type of problem occurring, a contact name, address and telephone number and/or email.

Happy growing!

LumiGrow Customer Service

(800) 514-0487, ext. 2

www.lumigrow.com/support