

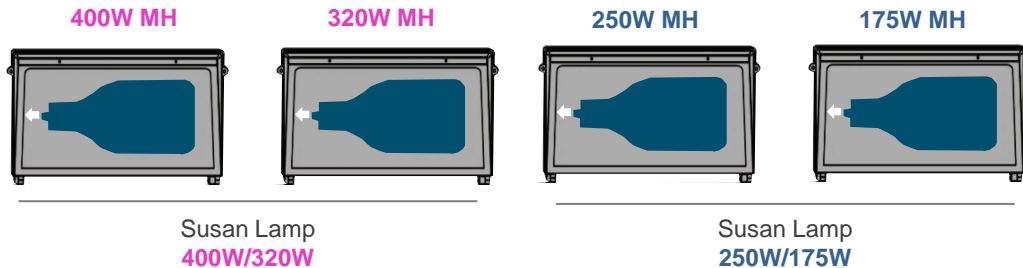
LUNERA SUSAN LAMP GEN 2 INSTALLATION GUIDE

Horizontal Mount, E39/EX39 Mogul



Installation Instructions

- 1. Power OFF the MH wall pack, shoebox, or other horizontal-mount fixture into which you will install the Susan Lamp.**
Wait for approximately 10 minutes before touching the existing MH bulb.
- 2. Carefully remove the existing MH bulb.**
Unscrew the lamp from the base slowly to avoid breakage. Be sure to properly recycle the MH lamp.
- 3. Make sure the existing bulb wattage matches the Susan Lamp equivalent wattage.**
Check the lamp enclosure to ensure the Susan Lamp matches the lamp being replaced - i.e. Susan Lamp 400W/320W is replacing a 400W or 320W metal halide. If the Susan Lamp model does not match the rated fixture wattage, stop. Do not install.



The Susan Lamp is available with CCTs of 5000K, 4000K or 3500K.

- 4. Install the Susan Lamp into the existing E39/EX39 mogul base socket.**
If the lamp does not seat properly, do not apply force. Check to make sure the fixture has the E39/EX39 mogul required socket.
- 5. Turn ON power.**
If the Susan Lamp flickers, strobos, or fails on installation, immediately Turn OFF power. The Susan Lamp may not be compatible with the intended installation.

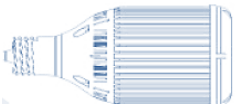
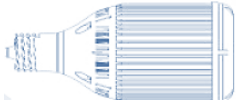



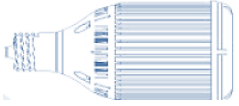
LUNERA SUSAN LAMP GEN 2 INSTALLATION GUIDE

Horizontal Mount, E39/EX39 Mogul

Application Notes






Intended Applications

The Susan Lamp is designed to replace Metal Halide (MH) lamps in the following compatible applications.

<p>Wattage Compatibilities</p> <p>Susan Lamp 400W/320W</p>  <p>Replaces</p> <p>400W MH or 320W MH</p> <p>Susan Lamp 250W/175W</p>  <p>250W MH or 175W MH</p>	<p>Sockets</p> <p>E39 Mogul</p>  <p>EX39 Mogul</p> 	<p>Power Source</p> <p>Magnetic MH Ballast</p> 	<p>Mount</p> <p>Horizontal Mount</p>  <hr/> <p>Fixture</p> <p>With or Without (sealed) Lens</p>
---	--	---	--

Incompatible Applications

Installation of the Susan Lamp in **INCOMPATIBLE** MH applications may cause the Susan Lamp flicker, strobe, or fail entirely.

<p>Wattage Compatibilities</p> <p>Susan Lamp 400W/320W</p>  <p>NOT acceptable to replace any lamp or ballast wattage EXCEPT what is listed above in the intended applications including wattage and lamp type.</p> <p>Susan Lamp 250W/175W</p> 	<p>Power Source</p> <p>Electronic Ballast</p>  <p>Direct Line Voltage</p> 	<p>Sockets</p> <p>E26 Medium</p> 
--	---	---

