



The Susan Lamp



The first plug and play LED replacement
for metal halide lamps.

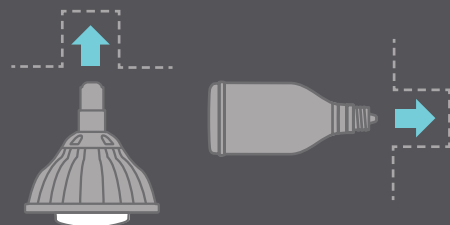
Bring huge energy savings to your hard working metal halide fixtures. Now you
can enjoy high quality, instant-on lighting by simply changing the lamp.





Plug and play

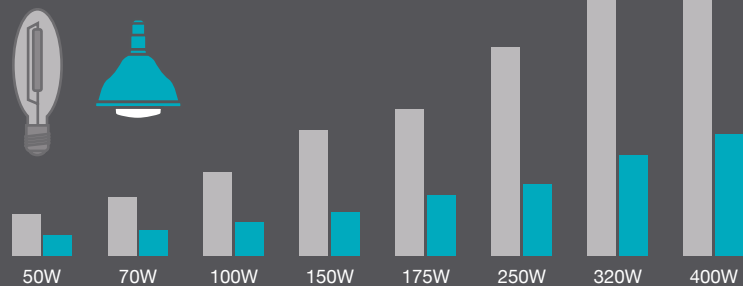
Just screw the lamp into your existing magnetic metal halide fixture to convert to LED. No need to bypass the ballast. Mogul and medium base options are available including upright versions to support acrylic and glass fixtures.



Options available for vertical and horizontal configurations.

Big energy savings

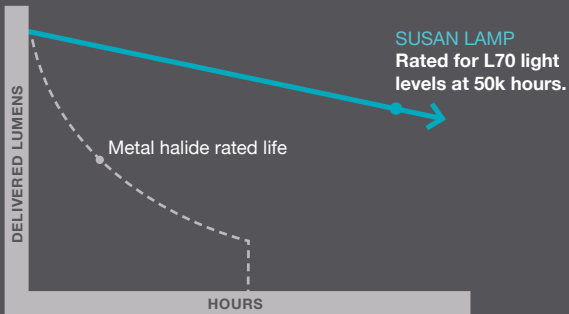
Enjoy 60%-80% energy savings compared with metal halide lamps. And since they last 5x longer than metal halide, you can save the expense of multiple replacement cycles.





Long live the lumens

With consistent & stable light levels across a long 50,000 hour life span, the Susan Lamp lets you reliably optimize the light in your space.





Susan Lamp Highlights

Input Voltage	Driven by metal halide ballast	Energy Savings	60%-80%
CRI	>80	Warranty	5 years
Color Temp	3500K, 4000K, 5000K	Compatibility	Vertically mounted medium base (E26) and mogul base (E39/EX39) MH sockets, driven by magnetic ballasts only
Life	50,000 hours life (L70)		

Vertical Medium Base (E26)

Installed Ballast	175W	150W	100W	70W	50W
Power	50W	52W	40W	30W	25W
Delivered Lumens	5,100- 5,600 lm	5,400- 5,900 lm	4,400- 4,800 lm	3,600- 3,900 lm	2,900- 3,100 lm

Vertical Mogul Base (E39)

Installed Ballast	400W	320W	250W	175W
Power	146W	121W	86W	72W
Delivered Lumens	12,000- 14,000 lm	11,000- 12,000 lm	8,500- 9,000 lm	7,600- 8,300 lm

Horizontal Mogul Base (E39)

Installed Ballast	400W	320W	250W	175W
Power	145W	120W	94W	72W
Delivered Lumens	12,000- 13,100 lm	10,750- 11,700 lm	7,500- 8,100 lm	6,500- 7,000 lm