



GREENCREATIVE

Bringing You the Latest in LED Technology




2015 SPRING PRODUCT CATALOG



GREENCREATIVE

GREEN CREATIVE is a 5-year-old solid state lighting development and manufacturing company based in Silicon Valley, CA. The company offers a comprehensive line of high-performance LED lighting solutions which has been widely adopted by some of the largest companies in the world.



Bringing you the latest in LED technology

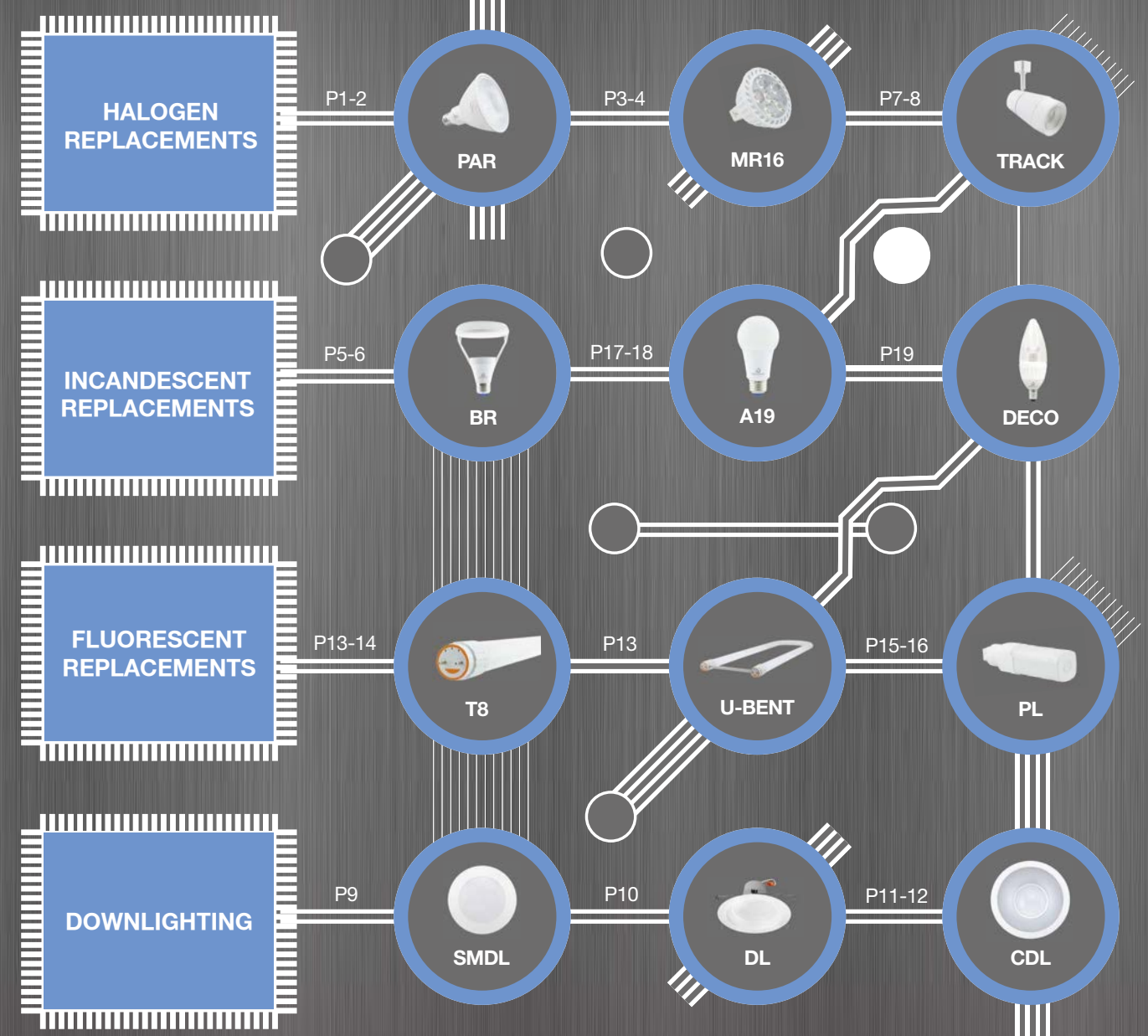
Anchored by strong integrated R&D capabilities, GREEN CREATIVE innovation, performance and reliability have been recognized year after year by the Illuminating Engineering Society Progress Report and the LEDs Magazine Sapphire Awards.



A complete line with national distribution


GREEN CREATIVE's full product line of ENERGY STAR, DLC and CEC certified indoor retrofit and new construction lighting solutions serves the Retail, Hospitality, Food & Beverage, Office and Education industries through multiple distribution centers and sales networks across the USA.

GREEN CREATIVE FULL PRODUCT FAMILY






Patent Pending REFINE Optic



WATCH THE VIDEO



SPECIFICATIONS*

Model	Product	CCT	Lumens (lm)	Equiv.	LPW	Beam Angle	CBCP (cd)	CRI (typ.)	Dim	Life (hrs)	Voltage	Encl.	ENERGY STAR	
	18.5PAR38G4DIM/927SP15	16147	2700K	950	100W	51	15°	10,500	90	Yes	40,000	120V	Yes	✓
	18.5PAR38G4DIM/927NF25	16148	2700K	950	120W	51	25°	5390	90	Yes	40,000	120V	Yes	✓
	17PAR38G4DIM/927FL40	16149	2700K	1105	120W	65	40°	2400	90	Yes	40,000	120V	Yes	✓
	18.5PAR38G4DIM/930SP15	16150	3000K	1000	100W	54	15°	11,000	90	Yes	40,000	120V	Yes	✓
	18.5PAR38G4DIM/930NF25	16151	3000K	1000	120W	54	25°	5400	90	Yes	40,000	120V	Yes	✓
	17PAR38G4DIM/930FL40	16152	3000K	1150	120W	68	40°	2500	90	Yes	40,000	120V	Yes	✓
	17PAR38G4DIM/940FL40	16155	4000K	1200	120W	71	40°	2650	90	Yes	40,000	120V	Yes	✓
	18.5PAR38G4DIM/930SP15/B •	16256	3000K	1000	100W	54	15°	11,000	90	Yes	40,000	120V	Yes	✓
	18.5PAR38G4DIM/930NF25/B •	16257	3000K	1000	120W	54	25°	5400	90	Yes	40,000	120V	Yes	✓
17PAR38G4DIM/930FL40/B •	16258	3000K	1150	120W	68	40°	2500	90	Yes	40,000	120V	Yes	✓	
	17PAR38G4/930FL40/277V	16161	3000K	1150	120W	68	40°	2500	90	No	40,000	120-277V	Yes	June
	17PAR38G4/940FL40/277V	16164	4000K	1200	120W	71	40°	2650	90	No	40,000	120-277V	Yes	June
	17PAR38G4DIM/927FL40/GU24	16303	2700K	1105	120W	65	40°	2400	90	Yes	40,000	120V	Yes	✓
	17PAR38G4DIM/930FL40/GU24	16306	3000K	1150	120W	68	40°	2500	90	Yes	40,000	120V	Yes	✓
	14.5PAR30G4DIM/927SP15	16111	2700K	725	75W	50	15°	6155	90	Yes	40,000	120V	Yes	✓
	12.5PAR30G4DIM/927NF25	16112	2700K	815	75W	65	25°	3350	90	Yes	40,000	120V	Yes	✓
	12.5PAR30G4DIM/927FL40	16113	2700K	815	75W	65	40°	1750	90	Yes	40,000	120V	Yes	✓
	14.5 PAR30G4DIM/930SP15	16114	3000K	760	75W	52	15°	6250	90	Yes	40,000	120V	Yes	✓
	12.5PAR30G4DIM/930NF25	16115	3000K	850	75W	68	25°	3600	90	Yes	40,000	120V	Yes	✓
	12.5PAR30G4DIM/930FL40	16116	3000K	850	75W	68	40°	1850	90	Yes	40,000	120V	Yes	✓
	12.5PAR30G4DIM/940FL40	16119	4000K	900	75W	72	40°	2050	90	Yes	40,000	120V	Yes	✓
	14.5PAR30G4DIM/930SP15/B •	16208	3000K	760	75W	52	15°	6250	90	Yes	40,000	120V	Yes	✓
	12.5PAR30G4DIM/930NF25/B •	16209	3000K	850	75W	68	25°	3600	90	Yes	40,000	120V	Yes	✓
	12.5PAR30G4DIM/930FL40/B •	16210	3000K	850	75W	68	40°	1850	90	Yes	40,000	120V	Yes	✓

* Specification data is preliminary and may be subject to change
 ** PAR38 models are suitable for use in wet locations
 • Black finish

SPECIFICATIONS*

Model	Product	CCT	Lumens (lm)	Equiv.	LPW	Beam Angle	CBCP (cd)	CRI (typ.)	Dim	Life (hrs)	Voltage	Encl.	ENERGY STAR	
	12.5PAR30G4/930FL40/277V	16125	3000K	850	75W	68	40°	1850	90	No	40,000	120-277V	Yes	June
	12.5PAR30G4/940FL40/277V	16128	4000K	900	75W	72	40°	2050	90	No	40,000	120-277V	Yes	June
	12.5PAR30G4DIM/927FL40/GU24	16279	2700K	815	75W	65	40°	1750	90	Yes	40,000	120V	Yes	✓
	12.5PAR30G4DIM/930FL40/GU24	16282	3000K	850	75W	68	40°	1850	90	Yes	40,000	120V	Yes	✓
	14PAR30SNG4DIM/927SP15	16129	2700K	700	75W	50	15°	6155	90	Yes	40,000	120V	Yes	June
	11PAR30SNG4DIM/927NF25	16130	2700K	705	75W	64	25°	2910	90	Yes	40,000	120V	Yes	✓
	11PAR30SNG4DIM/927FL40	16131	2700K	705	75W	64	40°	1400	90	Yes	40,000	120V	Yes	✓
	14PAR30SNG4DIM/930SP15	16132	3000K	725	75W	52	15°	6200	90	Yes	40,000	120V	Yes	June
	11PAR30SNG4DIM/930NF25	16133	3000K	740	75W	67	25°	2910	90	Yes	40,000	120V	Yes	✓
	11PAR30SNG4DIM/930FL40	16134	3000K	740	75W	67	40°	1450	90	Yes	40,000	120V	Yes	✓
	11PAR30SNG4DIM/940FL40	16137	4000K	780	75W	71	40°	1500	90	Yes	40,000	120V	Yes	✓
	14PAR30SNG4DIM/930SP15/B •	16232	3000K	725	75W	52	15°	6200	90	Yes	40,000	120V	Yes	June
11PAR30SNG4DIM/930NF25/B •	16233	3000K	740	75W	67	25°	2910	90	Yes	40,000	120V	Yes	✓	
11PAR30SNG4DIM/930FL40/B •	16234	3000K	740	75W	67	40°	1450	90	Yes	40,000	120V	Yes	✓	
	7PAR20G4DIM/927FL40	16108	2700K	460	50W	66	40°	600	90	Yes	40,000	120V	Yes	✓
	7PAR20G4DIM/930FL40	16109	3000K	480	50W	69	40°	650	90	Yes	40,000	120V	Yes	✓
	7PAR20G4DIM/940FL40	16110	4000K	505	50W	69	40°	700	90	Yes	40,000	120V	Yes	✓
	7PAR20G4DIM/930FL40/B •	16202	3000K	480	50W	72	40°	650	90	Yes	40,000	120V	Yes	✓

* Specification data is preliminary and may be subject to change
 • Black finish