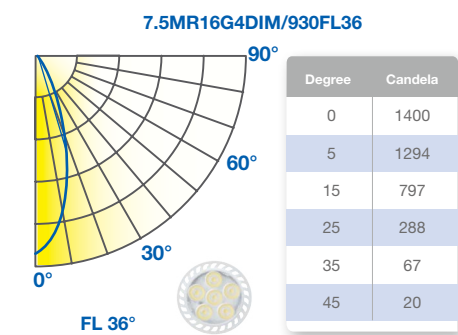
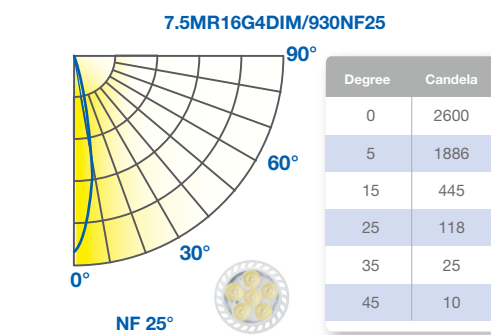
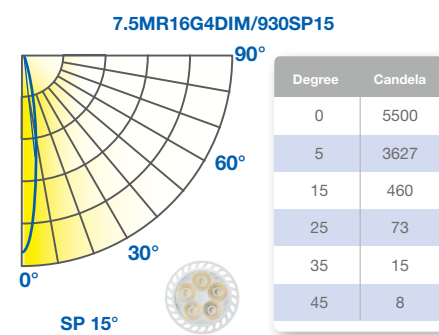
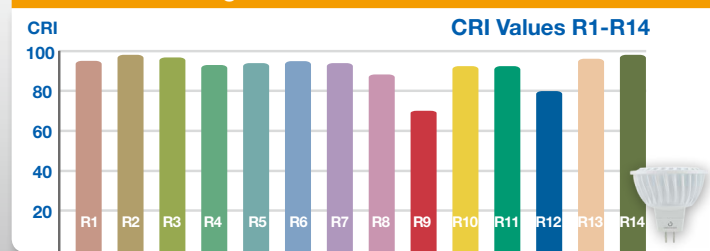




True 75W Halogen Replacement



MR16 7.5W - High CRI



- Most efficient high CRI MR16 75W halogen replacement
- Exceptional color rendering CRI 92
- Richer reds and natural skin tones (R9 70, R13 96)
- Suitable for use in totally enclosed fixtures

SPECIFICATIONS*

Model	Product	CCT	Lumens (lm)	Equiv.	LPW	Beam Angle	CBCP (cd)	CRI (typ.)	Dim	Life (hrs)	Voltage	Encl.	Energy Star	
MR16 7.5W	7.5MR16G4DIM/927SP15	40804	2700K	410	75W	55	15°	5500	92	Yes	25,000	12V	Yes	June
	7.5MR16G4DIM/927NF25	40805	2700K	485	75W	63	25°	2600	92	Yes	25,000	12V	Yes	June
	7.5MR16G4DIM/927FL36	40806	2700K	485	75W	63	36°	1400	92	Yes	25,000	12V	Yes	June
	7.5MR16G4DIM/930SP15	40807	3000K	430	75W	57	15°	5500	92	Yes	25,000	12V	Yes	June
	7.5MR16G4DIM/930NF25	40808	3000K	505	75W	66	25°	2600	92	Yes	25,000	12V	Yes	June
	7.5MR16G4DIM/930FL36	40809	3000K	505	75W	66	36°	1400	92	Yes	25,000	12V	Yes	June
	7.5MR16G4DIM/840SP15	40810	4000K	485	75W	65	15°	5700	82	Yes	25,000	12V	Yes	June
	7.5MR16G4DIM/840NF25	40811	4000K	625	75W	81	25°	2800	82	Yes	25,000	12V	Yes	June
7.5MR16G4DIM/840FL36	40812	4000K	625	75W	81	36°	1600	82	Yes	25,000	12V	Yes	June	
MR16 7W	7MR16G3DIM/827NF25	95339	2700K	500	45W	71	25°	2325	80	Yes	25,000	12V	No	✓
	7MR16G3DIM/830NF25	95337	3000K	525	50W	75	25°	2350	80	Yes	25,000	12V	No	✓
	7MR16G3DIM/840NF25	95341	4000K	550	50W	79	25°	2400	80	Yes	25,000	12V	No	✓
MR16 7W	7MR16G4DIM/824FL36	40757	2400K	475	50W	68	36°	1180	80	Yes	25,000	12V	Yes	N.A.
	7MR16G4DIM/827FL36	40758	2700K	525	50W	75	36°	1255	80	Yes	25,000	12V	Yes	✓
	7MR16G4DIM/830FL36	40759	3000K	560	50W	80	36°	1265	80	Yes	25,000	12V	Yes	✓
	7MR16G4DIM/840FL36	40760	4000K	580	50W	83	36°	1285	80	Yes	25,000	12V	Yes	✓

SPECIFICATIONS

Model	Product	CCT	Lumens (lm)	Equiv.	LPW	Beam Angle	CBCP (cd)	CRI (typ.)	Dim	Life (hrs)	Voltage	Encl.	Energy Star	
MR16 6W	6MR16G4DIM/827FL36	40755	2700K	425	35W	71	36°	900	80	Yes	25,000	12V	Yes	✓
	6MR16G4DIM/830FL36	40756	3000K	450	35W	75	36°	925	80	Yes	25,000	12V	Yes	✓
MR16 4W	4MR16G4/827FL36	40721	2700K	270	20W	68	36°	635	80	No	25,000	12V	Yes	✓
	4MR16G4/830FL36	40720	3000K	270	20W	68	36°	635	80	No	25,000	12V	Yes	✓
GU10 6W	6GU10G4DIM/827FL36	40716	2700K	425	50W	71	36°	900	80	Yes	25,000	120V	Yes	✓
	6GU10G4DIM/830FL36	40717	3000K	450	50W	75	36°	925	80	Yes	25,000	120V	Yes	✓
PAR16 6W	6PAR16G4DIM/827FL36	40723	2700K	425	60W	71	36°	900	80	Yes	25,000	120V	Yes	✓
	6PAR16G4DIM/830FL36	40724	3000K	450	60W	75	36°	925	80	Yes	25,000	120V	Yes	✓
MR11 3W	3MR11G4/827NF30	40713	2700K	200	20W	67	30°	600	80	No	25,000	12V	Yes	N.A.
	3MR11G4/840NF30	40715	4000K	220	20W	73	30°	620	80	No	25,000	12V	Yes	N.A.

* MR16 7.5W specification data is preliminary and may be subject to change