



Shown actual size: Skylark® preset dimmer and 1-gang Claro® wallplate in almond (AL)










SKYLARK® dimmers

product family features

- rocker switch returns light to your favorite light level
- slide up to brighten, down to dim (adjust light to suit any activity)
- coordinating Claro® wallplates available separately (including stainless steel)
- eco-dim® model available

available models

source type

-  incandescent/halogen lighting
-  magnetic low-voltage lighting
-  electronic low-voltage lighting
-  fluorescent lighting
-  LED lighting
-  dimmable compact fluorescent
-  quiet 3-speed fan controls
-  quiet 3-speed fan/light controls
-  fully variable fan controls


control locations



available colors (see page 12 for color swatches)

colors (gloss finish)

- | | |
|------------------------|-----------------|
| WH white | GR gray |
| IV ivory | BR brown |
| AL almond | BL black |
| LA light almond | |



dimmers with on/off switch



- rocker switch turns on/off
- slide up to brighten, down to dim
- eco-dim® model guarantees at least 15% energy savings compared to a standard switch

incandescent/halogen

| | | |
|-------------|-------|----------------|
| single pole | 600W | S-600P- |
| single pole | 1000W | S-10P- |
| 3-way | 600W | S-603P- |
| 3-way | 1000W | S-103P- |

incandescent/halogen — eco-dim®†

NEW

| | | |
|-------------------|------|-----------------|
| single pole/3-way | 600W | S-603PG- |
|-------------------|------|-----------------|

magnetic low-voltage

| | | |
|-------------|-------------------|------------------|
| single pole | 600 VA (450 W) | SLV-600P- |
| 3-way | 600 VA (450 W) | SLV-603P- |

Suggested maximum lighting load for magnetic low-voltage dimming is 450W for 600VA products to allow for transformer losses.

electronic low-voltage*

| | | |
|-------------|------|-------------------|
| single pole | 300W | SELV-300P- |
| 3-way | 300W | SELV-303P- |

requires neutral wire connection

† available in white, ivory, almond, and light almond

dimmers with on/off switch & locator light



- rocker switch turns on/off
- slide up to brighten, down to dim
- includes locator light

incandescent/halogen

| | | |
|-------------|-------|------------------|
| single pole | 600W | S-600PNL- |
| single pole | 1000W | S-10PNL- |
| 3-way | 600W | S-603PNL- |
| 3-way | 1000W | S-103PNL- |

slide-to-off dimmers



- slide up to on/brighten, down to dim/off

incandescent/halogen

| | | |
|-------------|-------|----------------|
| single pole | 600W | S-600- |
| single pole | 1000W | S-1000- |