









Dimmable CFL & LED bulbs

Compatible with C·L® dimmers

List updated September 12, 2013
 For the most up-to-date list, visit
www.lutron.com/dimcflled

Table of Contents

Maestro® occupancy sensor C·L dimmers		
• LED Bulbs	pages 1–10	
• CFL Bulbs	pages 11–12	
<hr/>		
Maestro C·L dimmers		
• LED Bulbs	pages 13–24	
• CFL Bulbs	pages 25–26	
<hr/>		
Diva® C·L dimmers		
• LED Bulbs	pages 27–35	
• CFL Bulbs	pages 36–37	
<hr/>		
Skylark Contour® C·L dimmers		
• LED Bulbs	pages 27–35	
• CFL Bulbs	pages 36–37	
<hr/>		
Skylark® C·L dimmers		
• LED Bulbs	pages 27–35	
• CFL Bulbs	pages 36–37	
<hr/>		
Lumea® C·L dimmers		
• LED Bulbs	pages 27–35	
• CFL Bulbs	pages 36–37	
<hr/>		
Toggler® C·L dimmers		
• LED Bulbs	pages 27–35	
• CFL Bulbs	pages 36–37	
<hr/>		
Credenza® C·L dimmers		
• LED Bulbs	page 38	
• CFL Bulbs	page 39	

This list is intended to be used as a guide when selecting bulbs to be used with Lutron C·L dimmers. Lutron C·L dimmers have been evaluated by UL and meet applicable safety standards. They have been tested by Lutron for dimming compatibility with bulbs contained on the list. Please be aware that bulb manufacturers can modify their bulbs at any time, without notice to Lutron, and therefore Lutron cannot ensure future compatibility. For more detailed and up to date bulb specifications, performance and/or any related recall information, visit the bulb manufacturer's website.

Dimmable CFL & LED bulbs

Compatible with C•L® dimmers

List updated September 12, 2013
For the most up-to-date list, visit
www.lutron.com/dimcflled



LED bulbs for Maestro® occupancy sensor C•L dimmers

Maestro occupancy sensor C•L: MSCL-OP153M, MSCL-VP153M



Brand	Wattage	Model	Description
Commercial Electric	12.5W	CE-JB6-650L-27K (T67)	6" Downlight, 650 Lumen, Soft White, 2700K
	12.5W	CE-JB4-600L-27K (T47)	4" Downlight, 600 Lumen, Soft White, 2700K
Cooper Lighting	9.4W	RL560WH-R	Halo® Downlight, 600 Lumen, Warm White, 3000K
Cree	6W	BA19-04527OMF-12DE26-1U100	A19, 450 Lumen, Warm Soft White, 2700K, Medium base
	9W	BA19-08050OMF-12DE26-1U100	A19, 800 Lumen, Daylight, 5000K, Medium base
	9.5W	BA19-08027OMF-12DE26-1U100	A19, 800 Lumen, Warm Soft White, 2700K, Medium base
	9.5W	BR30-06527FLF-12DE26-1U100	BR30, Soft White, 2700K
	9.5W	CR4-575L	4" Downlight, 2700K, Medium Base
	9.5W	CR6	6" Downlight, 2700K, Medium Base
	9.5W	CR6-GU24	6" Downlight, 2700K, GU24 Base
EcoSmart	6W	ECS GP19 WW 40WE 120 [†]	A19, 3000K
	7W	ECS 25 40WE W27 120 [†]	G25, Soft White
	8W	ECS A19 WW 40WE 120 [†]	A19, 3000K, 450 Lumen
	8W	ECS A19 CW 40WE 120 [†]	A19, 5000K, 480 Lumen
	8W	ECS A19 V1 WW 120	A19, Warm White, 3000K
	8W	ECS A19 V1 CW 120	A19, Daylight, 5000K
	8W	ECS BR20 50WE W27 120	BR20, Soft White
	8W	ECS 19 WW 120 [†]	A19, Warm White, 3000K
	8W	ECS 19 CW 120 [†]	A19, Cool White, 5000K
	8W	ECS 25 WW 120	G25, Warm White, 3000K
	8W	ECS 20 WW FL 50WE 120 [†]	PAR20, 3000K, 450 Lumen
	8W	ECS 20 CW FL 50WE 120 [†]	PAR20, 5000K, 490 Lumen
	8W	ECS 20 WW FL 120	PAR20, Warm White, 3000K
	8W	ECS 20 CW FL 120	PAR20, Daylight, 5000K, 490 Lumen
	9.5W	ECO4-575L	4" Downlight, 2700K, Medium Base
	9.5W	ECO4-575L-50K	4" Downlight, 5000K, Medium Base
9.5W	ECO4-575L-50K-GU24	4" Downlight, 5000K, GU24 Base	

[†] Requires a minimum of 2 lamps

Dimmable CFL & LED bulbs

Compatible with C•L® dimmers

List updated September 12, 2013
For the most up-to-date list, visit
www.lutron.com/dimcflled



LED bulbs for Maestro® occupancy sensor C•L dimmers

Maestro occupancy sensor C•L: MSCL-OP153M, MSCL-VP153M



Brand	Wattage	Model	Description
EcoSmart	9.5W	ECO-575L	6" Downlight, 2700K, Medium Base
	9.5W	ECO-575L-GU24	6" Downlight, 2700K, GU24 Base
	9.5W	ECO-575L-50K-GU24	6" Downlight, 5000K, GU24 Base
	11.5W	ECS BR30 65WE W27 120 [†]	BR30, Soft White
	12W	ECS A19 WW 60WE 120 [†]	A19, 3000K, 800 Lumen
	12W	ECS A19 CW 60WE 120 [†]	A19, 5000K, 850 Lumen
	13W	ECS A19 V2 WW 120	A19, Warm White, 3000K
	13W	ECS A19 V2 CW 120	A19, Daylight, 5000K
	13W	ECS 30 WW FL 75WE 120	PAR30, 3000K, 750 Lumen
	13W	ECS 30 CW FL 75WE 120	PAR30, 5000K, 810 Lumen
	15W	ECS BR30 W27 FL 120	BR30, Soft White, 2700K
	15W	ECS 38 WW FL 90WE 120	PAR38, 3000K, 900 Lumen
	15W	ECS 38 CW FL 90WE 120	PAR38, 5000K, 970 Lumen
	16W	ECS BR40 W27 FL 120 [†]	BR40, Soft White, 2700K
	17W	ECS 30 V2 WW FL 120	PAR30, Warm White, 3000K
	18W	ECS 38 WW FL 120 [†]	PAR38, Warm White, 3000K
	18W	ECS 38 CW FL 120 [†]	PAR38, Daylight, 5000K
	24W	ECS 38 V2 WW FL 120	PAR38, Warm White, 3000K
Feit	3.5W	CFCDM/LED [†]	Candle, Flame Tip Clear, 3000K, Candelabra Base
	3.5W	EFCDM/LED [†]	Candle, Flame Tip Clear, 3000K, Medium Base
	4.8W	CFCDM/300/LED ^{††}	Candle, 3000K, 310 Lumen, Candelabra Base
	4.8W	EFCDM/300/LED ^{††}	Candle, 3000K, 310 Lumen, Medium Base
	7.5W	PAR20DM/LED	PAR20, 3000K
	7.5W	PAR20DM/5K/LED	PAR20, 5000K
	8W	A19/DM/LED	A19, 3000K
	8W	A19DM/5K/LED	A19, 5000K
	8W	A19/DM/GU24/LED	A19, 3000K, GU24 Base
8W	A19/DM/LED/CAN	A19	

[†] Requires a minimum of 2 lamps
^{††} Requires a minimum of 3 lamps

Dimmable CFL & LED bulbs

Compatible with C•L® dimmers

List updated September 12, 2013
For the most up-to-date list, visit
www.lutron.com/dimcflled



LED bulbs for Maestro® occupancy sensor C•L dimmers

Maestro occupancy sensor C•L: MSCL-OP153M, MSCL-VP153M



Brand	Wattage	Model	Description
Feit	8W	A19/DM/LED/RP/CAN	A19
	8W	BPCEA19/DM/LED	A19
	9.5W	PAR20/5K/LEDG5	PAR20, 5000K
	9.5W	PAR20/5K/LEDG5/CAN	PAR20, 5000K
	9.5W	PAR20/LEDG5	PAR20, 3000K, 450 Lumen
	9.5W	PAR20/LEDG5/CAN	PAR20
	9.5W	BPCER20/DM/LED	PAR20
	10W	G25/DM/LED†	G25, 3000K
	13.5W	A19DM/800/LED	A19, 3000K
	13.5W	A19/OM800/LED	A19, 3000K, Omni Directional
	13.5W	A19/OM800/5K/LED	A19, 5000K, Omni Directional
	13.5W	BPCEA19/OM800/LED	A19, Omni Directional
	13.5W	BPCEA19/OM800/LED/CAN	A19, Omni Directional
	15W	BPCEPAR30/LEDG5	PAR30
	15W	PAR30L/5K/LEDG5	PAR30, 5000K
	15W	PAR30L/5K/LEDG5/CAN	PAR30, 5000K
	15W	PAR30L/LEDG5	PAR30
	15W	PAR30L/LEDG5/CAN	PAR30
	16W	A19/OM1100R/LED	A19, 3000K, 1100 Lumen, Omni Directional
	17W	BR40/DM/LED†	BR40, 2700K, 1065 Lumen
	18W	PAR38DM/5K/LED	PAR38, 5000K
	18W	PAR38DM/LED	PAR38, 3000K
	18W	18PAR38/DM/LED	PAR38, 3000K
	20W	BPCEPAR38/LEDG5	PAR38
	20W	PAR38/5K/LEDG5	PAR38, 5000K
	20W	PAR38/LEDG5/CAN	PAR38
	20W	PAR38/5K/LEDG5/CAN	PAR38, 5000K
	20W	PAR38/LEDG5	PAR38

† Requires a minimum of 2 lamps

Dimmable CFL & LED bulbs

Compatible with C•L® dimmers

List updated September 12, 2013
For the most up-to-date list, visit
www.lutron.com/dimcflled



LED bulbs for Maestro® occupancy sensor C•L dimmers

Maestro occupancy sensor C•L: MSCL-OP153M, MSCL-VP153M



Brand	Wattage	Model	Description
GE	10W	LED10DP30S830/20	PAR30, 3000K, Short Neck, Silver Base
	10W	LED10DP30S827/20	PAR30, 2700K, Short Neck, Silver Base
	10W	LED10DP30W827/20	PAR30, 2700K, Short Neck, White Base
Lighting Science	8W	DFN 19 CW 120†	A19, Cool White, 5000K
	8W	DFN 19 NW 120†	A19, Neutral White, 4000K
	8W	DFN 19 W27 120†	A19, Warm White, 2700K
	8W	DFN 19 WW 120†	A19, Warm White, 3000K
	8W	DFN A19 V1 CW 120	A19, Cool White, 5000K
	8W	DFN A19 V1 NW 120	A19, Neutral White, 4000K
	8W	DFN A19 V1 W27 120	A19, Warm White, 2700K
	8W	DFN A19 V1 WW 120	A19, Warm White, 3000K
	8W	DFN 20 CW FL 120	PAR20, Cool White, 5000K
	8W	DFN 20 NW FL 120	PAR20, Neutral White, 4000K
	8W	DFN 20 W27 FL 120	PAR20, Warm White, 2700K
	8W	DFN 20 WW FL 120	PAR20, Warm White, 3000K
	8W	DFN 20 CW NFL 120	PAR20, Cool White, 5000K
	8W	DFN 20 NW NFL 120	PAR20, Neutral White, 4000K
	8W	DFN 20 W27 NFL 120	PAR20, Warm White, 2700K
	8W	DFN 20 WW NFL 120	PAR20, Warm White, 3000K
	8W	DFN 25 CW 120	G25, Cool White, 5000K
	8W	DFN 25 NW 120	G25, Neutral White, 4000K
	8W	DFN 25 W27 120	G25, Warm White, 2700K
	8W	DFN 25 WW 120	G25, Warm White, 3000K
	13.5W	DFN A19 V2 CW 120	A19, Cool White, 5000K
	13.5W	DFN A19 V2 NW 120	A19, Neutral White, 4000K
	13.5W	DFN A19 V2 W27 120	A19, Warm White, 2700K
13.5W	DFN A19 V2 WW 120	A19, Warm White, 3000K	
15W	DFN BR30 CW FL 120	BR30, Cool White, 5000K	
15W	DFN BR30 NW FL 120	BR30, Neutral White, 4000K	

† Requires a minimum of 2 lamps

Dimmable CFL & LED bulbs

Compatible with C•L® dimmers

List updated September 12, 2013
For the most up-to-date list, visit
www.lutron.com/dimcflled



LED bulbs for Maestro® occupancy sensor C•L dimmers

Maestro occupancy sensor C•L: MSCL-OP153M, MSCL-VP153M



Brand	Wattage	Model	Description
Lighting Science	15W	DFN BR30 W27 FL 120	BR30, Warm White, 2700K
	15W	DFN BR30 WW FL 120	BR30, Warm White, 3000K
	16W	DFN BR40 CW 120†	BR40, Cool White, 5000K
	16W	DFN BR40 NW 120†	BR40, Neutral White, 4000K
	16W	DFN BR40 W27 120†	BR40, Warm White, 2700K
	16W	DFN BR40 WW 120†	BR40, Warm White, 3000K
	17W	DFN 30 CW V2 FL 120	PAR30, Cool White, 5000K
	17W	DFN 30 NW V2 FL 120	PAR30, Neutral White, 4000K
	17W	DFN 30 W27 V2 FL 120	PAR30, Warm White, 2700K
	17W	DFN 30 WW V2 FL 120	PAR30, Warm White, 3000K
	17W	DFN 30 CW V2 NFL 120	PAR30, Cool White, 5000K
	17W	DFN 30 NW V2 NFL 120	PAR30, Neutral White, 4000K
	17W	DFN 30 W27 V2 NFL 120	PAR30, Warm White, 2700K
	17W	DFN 30 WW V2 NFL 120	PAR30, Warm White, 3000K
	18W	DFN 38 CW FL 120†	PAR38, Cool White, 5000K
	18W	DFN 38 NW FL 120†	PAR38, Neutral White, 4000K
	18W	DFN 38 W27 FL 120†	PAR38, Warm White, 2700K
	18W	DFN 38 WW FL 120†	PAR38, Warm White, 3000K
	18W	DFN 38 CW NFL 120†	PAR38, Cool White, 5000K
	18W	DFN 38 NW NFL 120†	PAR38, Neutral White, 4000K
	18W	DFN 38 W27 NFL 120†	PAR38, Warm White, 2700K
	18W	DFN 38 WW NFL 120†	PAR38, Warm White, 3000K
	24W	DFN 38 CW V2 FL 120	PAR38, Cool White, 5000K
	24W	DFN 38 NW V2 FL 120	PAR38, Neutral White, 4000K
	24W	DFN 38 W27 V2 FL 120	PAR38, Warm White, 2700K
	24W	DFN 38 WW V2 FL 120	PAR38, Warm White, 3000K
	24W	DFN 38 CW V2 NFL 120	PAR38, Cool White, 5000K
	24W	DFN 38 NW V2 NFL 120	PAR38, Neutral White, 4000K
	24W	DFN 38 W27 V2 NFL 120	PAR38, Warm White, 2700K
	24W	DFN 38 WW V2 NFL 120	PAR38, Warm White, 3000K

† Requires a minimum of 2 lamps

Dimmable CFL & LED bulbs

Compatible with C•L® dimmers

List updated September 12, 2013
For the most up-to-date list, visit
www.lutron.com/dimcflled



LED bulbs for Maestro® occupancy sensor C•L dimmers

Maestro occupancy sensor C•L: MSCL-OP153M, MSCL-VP153M



Brand	Wattage	Model	Description
Lumapro	8W	8A19/LED/DIM/30†	A19, Warm White, 3000K (6GEM2)
	8W	8A19/LED/DIM/50†	A19, Cool White, 5000K (6GEM3)
	8W	8PAR20/LED/DIM30/NFL	PAR20, Warm White, 3000K (6GEM4)
	8W	8PAR20/LED/DIM50/NFL	PAR20, Cool White, 5000K (6GEM5)
	18W	18PAR38/LED/DIM/30/NFL†	PAR38, Warm White, 3000K
	18W	18PAR38/LED/DIM/50/NFL†	PAR38, Cool White, 5000K
Philips	6W	9290002242	MR16, 3000K, 300 Lumen, GU10 base
	7W	7E26PAR20-E	PAR20, 2700K
	7W	7E26PAR20D-1	PAR20, 2700K, 280 Lumen, Medium Base
	7W	9290002020	PAR20, 2700K, 280 Lumen, Medium Base
	7W	7E26A55-E	A19, 2700K, 240 Lumen
	8W	9E26A19DCCAAAA	A19, 2700K, 507 Lumen
	8W	9290002295	A19, 5000K
	8W	9290002267	A19, 2700K, 478 Lumen
	8W	9290002329	PAR20, 3000K, 280 Lumen, Medium base
	8W	9290002330	PAR20
	8W	9290002331	PAR20
	8W	9290002332	PAR20
	8W	9290002333	PAR20
	8W	9290002334	PAR20
	8W	9290002335	PAR20
	8W	9290002192	R20, 2700K, 530 Lumen, Medium base
	11W	9290002296	A19, 5000K, 830 Lumen
	11W	9290002268	A19, 2700K, 908 Lumen
	12.5W	12E26A60	A19, 2700K
	12.5W	9290001829	A19, 2700K, 908 Lumen
	12W	12E26PAR30L-E2	PAR30, 3000K
	13W	13E26B30DAAABAA	BR30, 3000K
13W	9290002323	PAR30	

† Requires a minimum of 2 lamps

Dimmable CFL & LED bulbs

Compatible with C•L® dimmers

List updated September 12, 2013
 For the most up-to-date list, visit
www.lutron.com/dimcflled



LED bulbs for Maestro® occupancy sensor C•L dimmers

Maestro occupancy sensor C•L: MSCL-OP153M, MSCL-VP153M



Brand	Wattage	Model	Description
Philips	13W	9290002201	PAR30, 3000K, 804 Lumen
	13W	9290002233	PAR30, 2700K, 784 Lumen
	13W	9290002234	PAR30, 2700K, 770 Lumen
	13W	9290002197	BR30, 2700K, 721 Lumen
	14.5W	9290002199	BR40, 2700K, 832 Lumen
	17W	17E26A21D	A21, 2700K
	17W	9290002018	A21, 2700K
	17W	17E26PAR38-E2	PAR38, 3000K
	18W	9290002202	PAR38, 3000K, 951 Lumen, Medium Base
	18W	9290002245	PAR38, 2700K, 938 Lumen
	18W	18E26PAR38-4	PAR38
	18W	18E26PAR38-3	PAR38
	18W	9290002236	PAR38
	18W	9290002237	PAR38
	18W	9290002246	PAR38
	18W	9290002307	PAR38
	18W	9290002308	PAR38
	18W	9290002309	PAR38
	18W	9290002310	PAR38
	18W	9290002311	PAR38
	19.5W	9290002251	PAR38
	19.5W	9290002321	PAR38
	19.5W	9290002322	PAR38
	19.5W	9290002291	PAR38
	19.5W	9290002312	PAR38
	19.5W	9290002313	PAR38
	19.5W	9290002314	PAR38
	19.5W	9290002315	PAR38
	19.5W	9290002316	PAR38

Dimmable CFL & LED bulbs

Compatible with C·L® dimmers

List updated September 12, 2013
For the most up-to-date list, visit
www.lutron.com/dimcflled



LED bulbs for Maestro® occupancy sensor C·L dimmers

Maestro occupancy sensor C·L: MSCL-OP153M, MSCL-VP153M



Brand	Wattage	Model	Description
Philips	19.5W	9290002317	PAR38
	19.5W	9290002252	PAR38
	19.5W	9290002253	PAR38
	22W	9290002290	A21, 2700K, 1780 Lumen, Medium base
Sylvania	8W	LED8A15/DIM/827†	A15, 2700K, 450 Lumen, Medium Base
	8W	LED8A15C/DIM/827†	A15, 2700K, 450 Lumen, Candelabra Base
	8W	LED8A/DIM/F/830†	A19, 3000K
	8W	LED8A/DIM/F/827†	A19, 2700K
	8W	LED8PAR20/DIM/830/NFL25	PAR 20, 3000K
	8W	LED8PAR20/DIM/830/FL36	PAR 20, 3000K
	8W	LED8PAR20/DIM/827/NFL25	PAR 20, 2700K
	8W	LED8PAR20/DIM/827/FL36	PAR 20, 2700K
	8W	LED8G25/DIM/F/830	G25, 3000K
	8W	LED8G25/DIM/F/827	G25, 2700K
	9W	LED/550/RT4/830/FL80/WRFL†	4" Downlight, 3000K
	9W	LED/550/RT4/827/FL80/WRFL†	4" Downlight, 2700K
	10W	LED10PAR20/DIM//P/930/FL30	PAR20, 3000K, 550 Lumen
	12W	LED12A19/DIM/O/827	A19, 2700K, 820 Lumen
	14W	LED14A19/DIM/O/827	A19, 2700K, 1100 Lumen
	15W	LED15PAR30/DIM/P/930/FL40	PAR30, 3000K
	15W	LED15PAR30LN/DIM/827/FL40	PAR30, 2700K
	15W	LED15PAR30LN/DIM/830/NFL25	PAR30, 3000K
	17W	LED17PAR30LN/DIM/P/930/NFL25	PAR30, 3000K, 900 Lumen
	18W	LED18PAR38/DIM/827/FL40	PAR38, 2700K, 860 Lumen
18W	LED18PAR38/DIM/830/NFL25	PAR38, 3000K, 900 Lumen	
18W	LED18PAR38/DIM/830/FL40	PAR38, 3000K, 900 Lumen	
21W	LED21PAR38/DIM/P/930/FL30	PAR38, 3000K, 1100 Lumen	

† Requires a minimum of 2 lamps

Dimmable CFL & LED bulbs

Compatible with C·L® dimmers

List updated September 12, 2013
For the most up-to-date list, visit
www.lutron.com/dimcflled



LED bulbs for Maestro® occupancy sensor C·L dimmers

Maestro occupancy sensor C·L: MSCL-OP153M, MSCL-VP153M



Brand	Wattage	Model	Description
Utilitech	3.5W	LCFCDM/LED [†]	Candle, Flame Tip Clear, 3000K, Candelabra Base
	3.5W	LEFCDM/LED [†]	Candle, Flame Tip Clear, 3000K, Medium Base
	4.8W	LCFCDM/300/LED ^{††}	Candle, 3000K, 310 Lumen, Candelabra Base
	7.5W	LPAR20DM/LED	PAR20, 3000K
	7.5W	LPAR20DM/5K/LED	PAR20, 5000K
	8W	LA19DM/LED	A19, 3000K
	8W	LA19DM/5K/LED	A19, 5000K
	8W	LA19DM/GU24/LED	A19, 3000K, GU24
	9.5W	LPAR20/LEDG5	PAR20, 3000K, 450 Lumen
	9.5W	LPAR20/5K/LEDG5	PAR20, 5000K, 500 Lumen
	10W	LG25/DM/LED [†]	G25, 3000K
	13.5W	LA19DM/800/LED	A19, 3000K
	13.5W	LA19/OM800/LED	A19, 3000K, 800 Lumen, Omni Directional
	15W	LPAR30L/LEDG5	PAR30, 3000K, 790 Lumen
	15W	LPAR30L/5K/LEDG5	PAR30, 5000K, 800 Lumen
	16W	LA19/OM1100R/LED	A19, 3000K, 1100 Lumen, Omni Directional
	17W	LBR40DM/LED [†]	BR40, 2700K, 1065 Lumen
	17W	BPCEBR40/DM/LED [†]	BR40
	18W	LPAR38DM/LED	PAR38, 3000K
	18W	LPAR38DM/5K/LED	PAR38, 5000K
	20W	LPAR38/5K/LEDG5	PAR38, 5000K, 1000 Lumen
	20W	LPAR38/LEDG5	PAR38
	23W	LPAR38/1400/LEDG5	PAR38, 3000K, 1400 Lumen
23W	LPAR38/1400/5K/LEDG5	PAR38, 5000K, 1400 Lumen	

[†] Requires a minimum of 2 lamps
^{††} Requires a minimum of 3 lamps

Dimmable CFL & LED bulbs

Compatible with C•L® dimmers

List updated September 12, 2013
 For the most up-to-date list, visit
www.lutron.com/dimcflled



LED bulbs for Maestro® occupancy sensor C•L dimmers

Maestro occupancy sensor C•L: MSCL-OP153M, MSCL-VP153M



Brand	Wattage	Model	Description
Westinghouse	8W	8A19/LED/DIM/30†	A19, Warm White, 3000K
	8W	8A19/LED/DIM/50†	A19, Cool White, 5000K
	8W	8PAR20/LED/DIM30/NFL	PAR20, Warm White, 3000K
	8W	8PAR20/LED/DIM50/NFL	PAR20, Warm White, 5000K
	18W	18PAR38/LED/DIM/30/NFL†	PAR38, 3000K
	18W	18PAR38/LED/DIM/50/NFL†	PAR38, 5000K

† Requires a minimum of 2 lamps

Dimmable CFL & LED bulbs

Compatible with C•L® dimmers

List updated September 12, 2013
For the most up-to-date list, visit
www.lutron.com/dimcflled



CFL bulbs* for Maestro® occupancy sensor C•L dimmers

Maestro occupancy sensor C•L: MSCL-OP153M, MSCL-VP153M



Brand	Wattage	Model	Description
EcoSmart	5W	8TC05F††	Candle, Torpedo Tip, 2700K, 200 Lumen
	5W	8TFC05F††	Candle, Flame Tip, 2700K, 200 Lumen
	5W	8TC05††	Candle, (ES5CCDF052, ES9CCDF052)
	11W	BPESL11R20/DM/ESM	R20, Soft White
	14W	40114†	Spiral, Soft White (ES5M814DIM2, ES9M814DIM2)
	14W	2R2014DIM	R20, 2700K, 410 Lumen
	15W	2R3015DIM	R30 Flood, Soft White (ES5R315DIM2)
	15W	2R3015DIM50K	R30 Flood, Daylight (ES5R315DIM250K)
	15W	2R3015DIM35K	R30 Flood, Bright White (ES5R315DIM35K)
	23W	40123†	Spiral, Soft White (ES5M823DIM2)
Feit	11W	BPESL11R20/DM	R20
	23W	BPESL23R40/DIM	R40
GE	26W	FLE26HT3/2/DV/SW	Spiral
	26W	FLE26/2/DVR/40	R40
Philips	20W	EL/A R40 Dim 20W	R40
Sylvania	5W	CF5EL/DEC/DIM†	Candle
	5W	CF5EL/B10/827/L/DIM†	Candle
	14W	CF14EL/TWIST/DIM	Spiral
	24W	CF24EL/TWIST/DIM	Spiral

* CFLs typically require a warmup period before their full dimming range is achieved.

† Requires a minimum of 2 lamps

†† Requires a minimum of 3 lamps

Dimmable CFL & LED bulbs

Compatible with C•L® dimmers

List updated September 12, 2013
For the most up-to-date list, visit
www.lutron.com/dimcflled



CFL bulbs* for Maestro® occupancy sensor C•L dimmers

Maestro occupancy sensor C•L: MSCL-OP153M, MSCL-VP153M



Brand	Wattage	Model	Description
TCP	5W	8TC05F††	Candle
	5W	8TFC05F††	Candle, flame tip
	14W	40114†	Spiral
	14W	2R2014DIM	R20, 2700K, 410 Lumen
	15W	2R3015DIM	R30, Soft White, 2700K
	16W	4R3016TD	R30, TruDim, 2700K
	16W	4R3016TD30K	R30, TruDim, 3000K
	16W	4R3016TD35K	R30, TruDim, 3500K
	16W	4R3016TD41K	R30, TruDim, 4100K
	16W	4R3016TD50K	R30, TruDim, 5000K
	16W	4R3016TD65K	R30, TruDim, 6500K
	23W	40123†	Spiral
	Utilitech	13W	LBP13TC/DM
13W		LBP13T/GU24/DM/27K	Spiral, 2700K, 900 Lumen, GU24 base
11W		LBP11R20DM	R20, Soft White, 2700K
15W		LBP15TDM	Spiral
23W		LBP23TDM	Spiral
23W		LBP23R40DM	R40

* CFLs typically require a warmup period before their full dimming range is achieved.

† Requires a minimum of 2 lamps

†† Requires a minimum of 3 lamps

Dimmable CFL & LED bulbs

Compatible with C•L® dimmers

List updated September 12, 2013
For the most up-to-date list, visit
www.lutron.com/dimcflled



LED bulbs for Maestro® C•L dimmers

Maestro C•L: MACL-153M



Brand	Wattage	Model	Description
Commercial Electric	12.5W	CE-JB6-650L-27K (T67)	6" Downlight, 650 Lumen, Soft White, 2700K
	12.5W	CE-JB4-600L-27K (T47)	4" Downlight, 600 Lumen, Soft White, 2700K
	14.5W	CED6 WW 120 WH	6" Downlight, White
Cooper	9.4W	RL560WH-R	Halo® Downlight, 600 Lumen, Warm White, 3000K
	13.8W	ML706827	Halo 6" Retrofit Module 2700K
	13.8W	ML706830	Halo 6" Retrofit Module 3000K
	13.8W	ML706835	Halo 6" Retrofit Module 3500K
	13.8W	ML706840	Halo 6" Retrofit Module 4000K
Cree	6W	BA19-04527OMF-12DE26-1U100	A19, 450 Lumen, Warm Soft White, 2700K, Medium base
	9W	BA19-08050OMF-12DE26-1U100	A19, 800 Lumen, Daylight, 5000K, Medium base
	9.5W	BA19-08027OMF-12DE26-1U100	A19, 800 Lumen, Warm Soft White, 2700K, Medium base
	9.5W	BR30-06527FLF-12DE26-1U100	BR30, Soft White, 2700K
	9.5W	CR4-575L	4" Downlight, 2700K, Medium Base
	9.5W	CR6	6" Downlight, 2700K, Medium Base
	9.5W	CR6-GU24	6" Downlight, 2700K, GU24 Base

Dimmable CFL & LED bulbs

Compatible with C·L® dimmers

List updated September 12, 2013
For the most up-to-date list, visit
www.lutron.com/dimcflled



LED bulbs for Maestro® C·L dimmers

Maestro C·L: MACL-153M



Brand	Wattage	Model	Description
EcoSmart	6W	ECS GP19 WW 40WE 120 [†]	A19, 3000K
	7W	ECS 25 40WE W27 120	G25, Soft White
	8W	ECS A19 V1 WW 120	A19, Warm White, 3000K
	8W	ECS A19 V1 CW 120	A19, Daylight, 5000K
	8W	ECS 19 WW 120	A19, Warm White, 3000K
	8W	ECS 19 CW 120	A19, Cool White, 5000K
	8W	ECS 25 WW 120	G25, Warm White, 3000K
	8W	ECS 20 WW FL 50WE 120	PAR20, 3000K, 450 Lumen
	8W	ECS 20 CW FL 50WE 120	PAR20, 5000K, 490 Lumen
	8W	ECS 20 WW FL 120	PAR20, Warm White, 3000K
	8W	ECS 20 CW FL 120	PAR20, Daylight, 5000K, 490 Lumen
	8W	ECS BR20 50WE W27 120	BR20, Soft White
	9.5W	ECO4-575L	4" Downlight, 2700K, Medium Base
	9.5W	ECO4-575L-50K	4" Downlight, 5000K, Medium Base
	9.5W	ECO4-575L-50K-GU24	4" Downlight, 5000K, GU24 Base
	9.5W	ECO-575L	6" Downlight, 2700K, Medium Base
	9.5W	ECO-575L-GU24	6" Downlight, 2700K, GU24 Base
	9.5W	ECO-575L-50K-GU24	6" Downlight, 5000K, GU24 Base
	11.5W	ECS BR30 65WE W27 120 [†]	BR30, Soft White
	12W	ECS A19 WW 60WE 120	A19, 3000K, 800 Lumen
	12W	ECS A19 CW 60WE 120	A19, 5000K, 850 Lumen
	13W	ECS A19 V2 WW 120	A19, Warm White, 3000K
	13W	ECS A19 V2 CW 120	A19, Daylight, 5000K
	13W	ECS 30 WW FL 75WE 120	PAR30, 3000K, 750 Lumen
	13W	ECS 30 CW FL 75WE 120	PAR30, 5000K, 810 Lumen
	15W	ECS BR30 W27 FL 120	BR30, Soft White, 2700K
	15W	ECS BR40 90WE W27 120	BR40, Soft White
	15W	ECS 30 WW FL 120	PAR30, Warm White, 3000K
	15W	ECS 30 CW FL 120	PAR30, Daylight, 5000K
	15W	ECS 38 WW FL 90WE 120	PAR38, 3000K, 900 Lumen
	15W	ECS 38 CW FL 90WE 120	PAR38, 5000K, 970 Lumen

[†] Requires a minimum of 2 lamps

Dimmable CFL & LED bulbs

Compatible with C·L® dimmers

List updated September 12, 2013
For the most up-to-date list, visit
www.lutron.com/dimcflled



LED bulbs for Maestro® C·L dimmers

Maestro C·L: MACL-153M



Brand	Wattage	Model	Description
EcoSmart	16W	ECS BR40 W27 FL 120	BR40, Soft White, 2700K
	17W	ECS 30 V2 WW FL 120	PAR30, Warm White, 3000K
	18W	ECS 38 WW FL 120	PAR38, Warm White, 3000K
	18W	ECS 38 CW FL 120	PAR38, Daylight, 5000K
	24W	ECS 38 V2 WW FL 120	PAR38, Warm White, 3000K
Feit	3.5W	CFCDM/LED†	Candle, Flame Tip Clear, 3000K, Candelabra Base
	3.5W	EFCDM/LED†	Candle, Flame Tip Clear, 3000K, Medium Base
	4.8W	CFCDM/300/LED†	Candle, 3000K, 310 Lumen, Candelabra Base
	4.8W	EFCDM/300/LED†	Candle, 3000K, 310 Lumen, Medium Base
	5W	MR16/GU10/DM/LED	MR16, GU10 Base
	7.5W	PAR20DM/LED	PAR20, 3000K
	7.5W	PAR20DM/5K/LED	PAR20, 5000K
	8W	R20/DM/LED†	R20, 2700K, 450 Lumen
	8W	R20DM/LED/CAN†	R20
	8W	BPCER20/DM/LED†	R20
	8W	A19/DM/LED	A19, 3000K
	8W	A19DM/5K/LED	A19, 5000K
	8W	A19/DM/GU24/LED	A19, 3000K, GU24 Base
	8W	A19/DM/LED/CAN	A19
	8W	A19/DM/LED/RP/CAN	A19
	8W	BPCEA19/DM/LED	A19
	9.5W	PAR20/5K/LEDG5	PAR20, 5000K
	9.5W	PAR20/5K/LEDG5/CAN	PAR20, 5000K
	9.5W	PAR20/LEDG5	PAR20, 3000K, 450 Lumen
	9.5W	PAR20/LEDG5/CAN	PAR20
9.5W	BPCER20/DM/LED	PAR20	
10W	G25/DM/LED†	G25, 3000K	

† Requires a minimum of 2 lamps

© 09/2013 Lutron Electronics Co., Inc. | P/N 368-3266 REV C

Dimmable CFL & LED bulbs

Compatible with C·L® dimmers

List updated September 12, 2013
For the most up-to-date list, visit
www.lutron.com/dimcflled



LED bulbs for Maestro® C·L dimmers

Maestro C·L: MACL-153M



Brand	Wattage	Model	Description
Feit	13.5W	A19DM/800/LED	A19, 3000K
	13.5W	A19/OM800/LED	A19, 3000K, Omni Directional
	13.5W	A19/OM800/5K/LED	A19, 5000K, Omni Directional
	13.5W	BPCEA19/OM800/LED	A19, Omni Directional
	13.5W	BPCEA19/OM800/LED/CAN	A19, Omni Directional
	15W	BPCEPAR30/LEDG5	PAR30
	15W	PAR30L/5K/LEDG5	PAR30, 5000K
	15W	PAR30L/5K/LEDG5/CAN	PAR30, 5000K
	15W	PAR30L/LEDG5	PAR30
	15W	PAR30L/LEDG5/CAN	PAR30
	16W	A19/OM1100R/LED	A19, 3000K, 1100 Lumen, Omni Directional
	17W	BR40/DM/LED†	BR40, 2700K, 1065 Lumen
	18W	PAR38DM/5K/LED	PAR38, 5000K
	18W	PAR38DM/LED	PAR38, 3000K
	18W	18PAR38/DM/LED	PAR38, 3000K
	20W	BPCEPAR38/LEDG5	PAR38
	20W	PAR38/5K/LEDG5	PAR38, 5000K
	20W	PAR38/LEDG5/CAN	PAR38
	20W	PAR38/5K/LEDG5/CAN	PAR38, 5000K
	20W	PAR38/LEDG5	PAR38
GE	10W	LED10DP30S830/20	PAR30, 3000K, Short Neck, Silver Base
	10W	LED10DP30S827/20	PAR30, 2700K, Short Neck, Silver Base
	10W	LED10DP30W827/20	PAR30, 2700K, Short Neck, White Base
	10W	LED10DP3LS830/20	PAR30, 3000K, Long Neck, Silver Base
	10W	LED10DP3LS827/20	PAR30, 2700K, Long Neck, Silver Base
	13W	LED13DA19/830	A19, 3000K
	20W	LED20DP38S830/15	PAR38, 3000K, Silver Base
	20W	LED20DP38S830/25	PAR38, 3000K, Silver Base
	20W	LED20DP38S830/40	PAR38, 3000K, Silver Base
	20W	LED20DP38S827/15	PAR38, 2700K, Silver Base
	20W	LED20DP38S827/25	PAR38, 2700K, Silver Base
	20W	LED20DP38S827/40	PAR38, 2700K, Silver Base

† Requires a minimum of 2 lamps

Dimmable CFL & LED bulbs

Compatible with C•L® dimmers

List updated September 12, 2013
For the most up-to-date list, visit
www.lutron.com/dimcflled



LED bulbs for Maestro® C•L dimmers

Maestro C•L: MACL-153M



Brand	Wattage	Model	Description
Lighting Science	8W	DFN 19 CW 120	A19, Cool White, 5000K
	8W	DFN 19 NW 120	A19, Neutral White, 4000K
	8W	DFN 19 W27 120	A19, Warm White, 2700K
	8W	DFN 19 WW 120	A19, Warm White, 3000K
	8W	DFN A19 V1 CW 120	A19, Cool White, 5000K
	8W	DFN A19 V1 NW 120	A19, Neutral White, 4000K
	8W	DFN A19 V1 W27 120	A19, Warm White, 2700K
	8W	DFN A19 V1 WW 120	A19, Warm White, 3000K
	8W	DFN 20 CW FL 120	PAR20, Cool White, 5000K
	8W	DFN 20 NW FL 120	PAR20, Neutral White, 4000K
	8W	DFN 20 W27 FL 120	PAR20, Warm White, 2700K
	8W	DFN 20 WW FL 120	PAR20, Warm White, 3000K
	8W	DFN 20 CW NFL 120	PAR20, Cool White, 5000K
	8W	DFN 20 NW NFL 120	PAR20, Neutral White, 4000K
	8W	DFN 20 W27 NFL 120	PAR20, Warm White, 2700K
	8W	DFN 20 WW NFL 120	PAR20, Warm White, 3000K
	8W	DFN 25 CW 120	G25, Cool White, 5000K
	8W	DFN 25 NW 120	G25, Neutral White, 4000K
	8W	DFN 25 W27 120	G25, Warm White, 2700K
	8W	DFN 25 WW 120	G25, Warm White, 3000K
	13.5W	DFN A19 V2 CW 120	A19, Cool White, 5000K
	13.5W	DFN A19 V2 NW 120	A19, Neutral White, 4000K
	13.5W	DFN A19 V2 W27 120	A19, Warm White, 2700K
	13.5W	DFN A19 V2 WW 120	A19, Warm White, 3000K
	14.5W	GLP6 NW WH	6" Downlight, White, 4000K
	14.5W	GLP6 W27 WH	6" Downlight, White, 2700K
	14.5W	GLP6 WW WH	6" Downlight, White, 3000K
	15W	DFN BR30 CW FL 120	BR30, Cool White, 5000K
	15W	DFN BR30 NW FL 120	BR30, Neutral White, 4000K
	15W	DFN BR30 W27 FL 120	BR30, Warm White, 2700K
	15W	DFN BR30 WW FL 120	BR30, Warm White, 3000K
	15W	DFN 30 CW FL 120	PAR30, Cool White, 5000K
	15W	DFN 30 NW FL 120	PAR30, Neutral White, 4000K
15W	DFN 30 W27 FL 120	PAR30, Warm White, 2700K	

Dimmable CFL & LED bulbs

Compatible with C·L® dimmers

List updated September 12, 2013
For the most up-to-date list, visit
www.lutron.com/dimcflled



LED bulbs for Maestro® C·L dimmers

Maestro C·L: MACL-153M



Brand	Wattage	Model	Description
Lighting Science	15W	DFN 30 WW FL 120	PAR30, Warm White, 3000K
	15W	DFN 30 CW NFL 120	PAR30, Cool White, 5000K
	15W	DFN 30 NW NFL 120	PAR30, Neutral White, 4000K
	15W	DFN 30 W27 NFL 120	PAR30, Warm White, 2700K
	15W	DFN 30 WW NFL 120	PAR30, Warm White, 3000K
	16W	DFN BR40 CW 120	BR40, Cool White, 5000K
	16W	DFN BR40 NW 120	BR40, Neutral White, 4000K
	16W	DFN BR40 W27 120	BR40, Warm White, 2700K
	16W	DFN BR40 WW 120	BR40, Warm White, 3000K
	17W	DFN 30 CW V2 FL 120	PAR30, Cool White, 5000K
	17W	DFN 30 NW V2 FL 120	PAR30, Neutral White, 4000K
	17W	DFN 30 W27 V2 FL 120	PAR30, Warm White, 2700K
	17W	DFN 30 WW V2 FL 120	PAR30, Warm White, 3000K
	17W	DFN 30 CW V2 NFL 120	PAR30, Cool White, 5000K
	17W	DFN 30 NW V2 NFL 120	PAR30, Neutral White, 4000K
	17W	DFN 30 W27 V2 NFL 120	PAR30, Warm White, 2700K
	17W	DFN 30 WW V2 NFL 120	PAR30, Warm White, 3000K
	18W	DFN 38 CW FL 120	PAR38, Cool White, 5000K
	18W	DFN 38 NW FL 120	PAR38, Neutral White, 4000K
	18W	DFN 38 W27 FL 120	PAR38, Warm White, 2700K
	18W	DFN 38 WW FL 120	PAR38, Warm White, 3000K
	18W	DFN 38 CW NFL 120	PAR38, Cool White, 5000K
	18W	DFN 38 NW NFL 120	PAR38, Neutral White, 4000K
	18W	DFN 38 W27 NFL 120	PAR38, Warm White, 2700K
	18W	DFN 38 WW NFL 120	PAR38, Warm White, 3000K
	24W	DFN 38 CW V2 FL 120	PAR38, Cool White, 5000K
	24W	DFN 38 NW V2 FL 120	PAR38, Neutral White, 4000K
	24W	DFN 38 W27 V2 FL 120	PAR38, Warm White, 2700K
	24W	DFN 38 WW V2 FL 120	PAR38, Warm White, 3000K
	24W	DFN 38 CW V2 NFL 120	PAR38, Cool White, 5000K
	24W	DFN 38 NW V2 NFL 120	PAR38, Neutral White, 4000K
	24W	DFN 38 W27 V2 NFL 120	PAR38, Warm White, 2700K
24W	DFN 38 WW V2 NFL 120	PAR38, Warm White, 3000K	

Dimmable CFL & LED bulbs

Compatible with C·L® dimmers

List updated September 12, 2013
For the most up-to-date list, visit
www.lutron.com/dimcflled



LED bulbs for Maestro® C·L dimmers

Maestro C·L: MACL-153M



Brand	Wattage	Model	Description
Lumapro	8W	8A19/LED/DIM/30	A19, Warm White, 3000K (6GEM2)
	8W	8A19/LED/DIM/50	A19, Cool White, 5000K (6GEM3)
	8W	8PAR20/LED/DIM30/NFL	PAR20, Warm White, 3000K (6GEM4)
	8W	8PAR20/LED/DIM50/NFL	PAR20, Cool White, 5000K (6GEM5)
	15W	15PAR30/LED/DIM/30/NFL	PAR30, Warm White, 3000K
	15W	15PAR30/LED/DIM/50/NFL	PAR30, Cool White, 5000K
	18W	18PAR38/LED/DIM/30/NFL	PAR38, Warm White, 3000K
	18W	18PAR38/LED/DIM/50/NFL	PAR38, Cool White, 5000K
Philips	3.5W	3.5E26BA12DCBAAA	Candle, 2700K, 150 Lumen, Medium Base
	3.5W	3.5E26B12DCBAAA	Candle, 2700K, 150 Lumen, Medium Base
	3.5W	3.512BA11DCAAA	Candle, 2700K, 150 Lumen, Candelabra Base
	6W	9290002242	MR16, 3000K, 300 Lumen, GU10 base
	7W	7E26A60	A19 EnduraLED 2700K
	7W	7E26PAR20-E	PAR20, 2700K
	7W	7E26PAR20D-1	PAR20, 2700K, 280 Lumen, Medium Base
	7W	9290002020	PAR20, 2700K, 280 Lumen, Medium Base
	7W	7E26A55-E	A19, 2700K, 240 Lumen
	8W	8E26A60	A19, 2700K
	8W	9E26A19DCCAAAA	A19, 2700K, 507 Lumen
	8W	9290002295	A19, 5000K
	8W	9290002267	A19, 2700K, 478 Lumen
	8W	9290002329	PAR20, 3000K, 280 Lumen, Medium base
	8W	9290002330	PAR20
	8W	9290002331	PAR20
	8W	9290002332	PAR20
	8W	9290002333	PAR20
	8W	9290002334	PAR20
	8W	9290002335	PAR20
	8W	9290002192	R20, 2700K, 530 Lumen, Medium base
	11W	9290002296	A19, 5000K, 830 Lumen
	11W	9290002268	A19, 2700K, 908 Lumen
12.5W	12E26A60	A19, 2700K	
12.5W	9290001829	A19, 2700K, 908 Lumen	

Dimmable CFL & LED bulbs

Compatible with C·L® dimmers

List updated September 12, 2013
For the most up-to-date list, visit
www.lutron.com/dimcflled



LED bulbs for Maestro® C·L dimmers

Maestro C·L: MACL-153M



Brand	Wattage	Model	Description
Philips	12W	12E26PAR30L-E2	PAR30, 3000K
	13W	13E26B30DAAABAA	BR30, 3000K
	13W	9290002323	PAR30
	13W	9290002201	PAR30, 3000K, 804 Lumen
	13W	9290002233	PAR30, 2700K, 784 Lumen
	13W	9290002234	PAR30, 2700K, 770 Lumen
	13W	9290002197	BR30, 2700K, 721 Lumen
	13W	9290002344	BR30
	14.5W	9290002199	BR40, 2700K, 832 Lumen
	17W	17E26A21D	A21, 2700K
	17W	9290002018	A21, 2700K
	17W	17E26PAR38-E2	PAR38, 3000K
	18W	9290002202	PAR38, 3000K, 951 Lumen, Medium Base
	18W	9290002245	PAR38, 2700K, 938 Lumen
	18W	18E26PAR38-4	PAR38
	18W	18E26PAR38-3	PAR38
	18W	9290002236	PAR38
	18W	9290002237	PAR38
	18W	9290002246	PAR38
	18W	9290002307	PAR38
	18W	9290002308	PAR38
	18W	9290002309	PAR38
	18W	9290002310	PAR38
	18W	9290002311	PAR38
	18W	18E26PAR38D-2	PAR38, 2700K
	19.5W	9290002251	PAR38
	19.5W	9290002321	PAR38
	19.5W	9290002322	PAR38
	19.5W	9290002291	PAR38
	19.5W	9290002312	PAR38
	19.5W	9290002313	PAR38
	19.5W	9290002314	PAR38
	19.5W	9290002315	PAR38

Dimmable CFL & LED bulbs

Compatible with C·L® dimmers

List updated September 12, 2013
 For the most up-to-date list, visit
www.lutron.com/dimcflled



LED bulbs for Maestro® C·L dimmers

Maestro C·L: MACL-153M



Brand	Wattage	Model	Description
Philips	19.5W	9290002316	PAR38
	19.5W	9290002317	PAR38
	19.5W	9290002252	PAR38
	19.5W	9290002253	PAR38
	22W	9290002290	A21, 2700K, 1780 Lumen, Medium base
Satco	7W	S8827 thru S8838	PAR30
	14W	S8814 thru S8819	PAR30
	14W	S8821 thru S8826	PAR30
	17W	S8852 thru S8859	PAR38
	17W	S8861 thru S8864	PAR38
	8W	S9002	R20
	8W	S9040-S9042	R20
	13W	S9003	R40
	13W	S9046-S9048	R40
	14W	S8947-S8949	PAR30 Longneck
	14W	S8971-S8973	PAR30 Longneck
	17W	S8977-S8979	PAR38
	17W	S8984-S8986	PAR38

Dimmable CFL & LED bulbs

Compatible with C•L® dimmers

List updated September 12, 2013
For the most up-to-date list, visit
www.lutron.com/dimcflled



LED bulbs for Maestro® C•L dimmers

Maestro C•L: MACL-153M



Brand	Wattage	Model	Description
Sylvania	8W	LED8A15/DIM/827†	A15, 2700K, 450 Lumen, Medium Base
	8W	LED8A15C/DIM/827†	A15, 2700K, 450 Lumen, Candelabra Base
	8W	LED8A/DIM/F/830	A19, 3000K
	8W	LED8A/DIM/F/827	A19, 2700K
	8W	LED8PAR20/DIM/830/NFL25	PAR 20, 3000K
	8W	LED8PAR20/DIM/830/FL36	PAR 20, 3000K
	8W	LED8PAR20/DIM/827/NFL25	PAR 20, 2700K
	8W	LED8PAR20/DIM/827/FL36	PAR 20, 2700K
	8W	LED8G25/DIM/F/830	G25, 3000K
	8W	LED8G25/DIM/F/827	G25, 2700K
	9W	LED/550/RT4/830/FL80/WRFL	4" Downlight, 3000K
	9W	LED/550/RT4/827/FL80/WRFL	4" Downlight, 2700K
	10W	LED10PAR20/DIM//P/930/FL30	PAR20, 3000K, 550 Lumen
	10W	LED10PAR30/DIM/SG/830/SP10	PAR 30, 3000K
	10W	LED10PAR30/DIM/SG/830/WSP15	PAR 30, 3000K
	10W	LED10PAR30/DIM/SG/830/NFL25	PAR 30, 3000K
	10W	LED10PAR30/DIM/SG/827/SP10	PAR 30, 2700K
	10W	LED10PAR30/DIM/SG/827/WSP15	PAR 30, 2700K
	10W	LED10PAR30/DIM/SG/827/NFL25	PAR 30, 2700K
	11W	LED/625/RT6/830†	6" Downlight
	12W	LED12A19/DIM/O/827	A19, 2700K, 820 Lumen
	14W	LED14A19/DIM/O/827	A19, 2700K, 1100 Lumen
	15W	LED15PAR30/DIM/P/930/FL40	PAR30, 3000K
	15W	LED15BR30/DIM/827	BR30 2700K
	15W	LED15PAR30LN/DIM/827/FL40	PAR30, 2700K
	15W	LED15PAR30LN/DIM/830/NFL25	PAR30, 3000K
	17W	LED17PAR30LN/DIM/P/930/NFL25	PAR30, 3000K, 900 Lumen
	18W	LED18PAR38/DIM/827/FL40	PAR38, 2700K, 860 Lumen
	18W	LED18PAR38/DIM/830/NFL25	PAR38, 3000K, 900 Lumen
	18W	LED18PAR38/DIM/830/FL40	PAR38, 3000K, 900 Lumen
	21W	LED21PAR38/DIM/P/930/FL30	PAR38, 3000K, 1100 Lumen

† Requires a minimum of 2 lamps

Dimmable CFL & LED bulbs

Compatible with C•L® dimmers

List updated September 12, 2013
For the most up-to-date list, visit
www.lutron.com/dimcflled



LED bulbs for Maestro® C•L dimmers

Maestro C•L: MACL-153M



Brand	Wattage	Model	Description
Utilitech	3.5W	LCFCDM/LED†	Candle, Flame Tip Clear, 3000K, Candelabra Base
	3.5W	LEFCDM/LED†	Candle, Flame Tip Clear, 3000K, Medium Base
	4.8W	LCFCDM/300/LED†	Candle, 3000K, 310 Lumen, Candelabra Base
	5W	LMR16GU10DM/LED	MR16, GU10 Base
	7.5W	LPAR20DM/LED	PAR20, 3000K
	7.5W	LPAR20DM/5K/LED	PAR20, 5000K
	8W	LA19DM/LED	A19, 3000K
	8W	LA19DM/5K/LED	A19, 5000K
	8W	LA19DM/GU24/LED	A19, 3000K, GU24
	8W	LR20DM/LED†	R20, 2700K, 450 Lumen
	9.5W	LPAR20/LEDG5	PAR20, 3000K, 450 Lumen
	9.5W	LPAR20/5K/LEDG5	PAR20, 5000K, 500 Lumen
	10W	LG25/DM/LED†	G25, 3000K
	13.5W	LA19DM/800/LED	A19, 3000K
	13.5W	LA19/OM800/LED	A19, 3000K, 800 Lumen, Omni Directional
	15W	LPAR30L/LEDG5	PAR30, 3000K, 790 Lumen
	15W	LPAR30L/5K/LEDG5	PAR30, 5000K, 800 Lumen
	16W	LA19/OM1100R/LED	A19, 3000K, 1100 Lumen, Omni Directional
	17W	LBR40DM/LED†	BR40, 2700K, 1065 Lumen
	17W	BPCEBR40/DM/LED†	BR40
	18W	LPAR38DM/LED	PAR38, 3000K
	18W	LPAR38DM/5K/LED	PAR38, 5000K
	20W	LPAR38/5K/LEDG5	PAR38, 5000K, 1000 Lumen
	20W	LPAR38/LEDG5	PAR38
	23W	LPAR38/1400/LEDG5	PAR38, 3000K, 1400 Lumen
	23W	LPAR38/1400/5K/LEDG5	PAR38, 5000K, 1400 Lumen

† Requires a minimum of 2 lamps

Dimmable CFL & LED bulbs

Compatible with C·L® dimmers

List updated September 12, 2013
 For the most up-to-date list, visit
www.lutron.com/dimcflled



LED bulbs for Maestro® C·L dimmers

Maestro C·L: MACL-153M



Brand	Wattage	Model	Description
Westinghouse	8W	8A19/LED/DIM/30	A19, Warm White, 3000K
	8W	8A19/LED/DIM/50	A19, Cool White, 5000K
	8W	8PAR20/LED/DIM30/NFL	PAR20, Warm White, 3000K
	8W	8PAR20/LED/DIM50/NFL	PAR20, Warm White, 5000K
	15W	15PAR30/LED/DIM/30/NFL	PAR30, 3000K
	15W	15PAR30/LED/DIM/50/NFL	PAR30, 5000K
	18W	18PAR38/LED/DIM/30/NFL	PAR38, 3000K
	18W	18PAR38/LED/DIM/50/NFL	PAR38, 5000K

Dimmable CFL & LED bulbs

Compatible with C•L® dimmers

List updated September 12, 2013
For the most up-to-date list, visit
www.lutron.com/dimcflled



CFL bulbs* for Maestro® C•L dimmers

Maestro C•L: MACL-153M



Brand	Wattage	Model	Description
EcoSmart	5W	8TC05F†	Candle, Torpedo Tip, 2700K, 200 Lumen
	5W	8TFC05F†	Candle, Flame Tip, 2700K, 200 Lumen
	5W	8TC05†	Candle, (ES5CCDF052, ES9CCDF052)
	11W	BPEL11R20/DM/ESM	R20, Soft White
	14W	40114	Spiral, Soft White (ES5M814DIM2, ES9M814DIM2)
	14W	2R2014DIM	R20, 2700K, 410 Lumen
	15W	2R3015DIM	R30 Flood, Soft White (ES5R315DIM2)
	15W	2R3015DIM50K	R30 Flood, Daylight (ES5R315DIM250K)
	15W	2R3015DIM35K	R30 Flood, Bright White (ES5R315DIM35K)
	23W	40123	Spiral, Soft White (ES5M823DIM2)
Feit	11W	BPEL11R20/DM	R20
	15W	BPEL15T/DM	Spiral
	23W	BPEL23T/DM	Spiral
	23W	BPEL23R40/DIM	R40
GE	26W	FLE26HT3/2/DV/SW	Spiral
	26W	FLE26/2/DVR/40	R40
Philips	20W	EL/A R40 Dim 20W	R40
Sylvania	5W	CF5EL/DEC/DIM†	Candle
	5W	CF5EL/B10C/DIM/827/ADP†	Candle
	5W	CF5EL/B10/827/L/DIM†	Candle
	14W	CF14EL/TWIST/DIM	Spiral
	24W	CF24EL/TWIST/DIM	Spiral

* CFLs typically require a warmup period before their full dimming range is achieved.

† Requires a minimum of 2 lamps

Dimmable CFL & LED bulbs

Compatible with C·L® dimmers

List updated September 12, 2013
For the most up-to-date list, visit
www.lutron.com/dimcflled



CFL bulbs* for Maestro® C·L dimmers

Maestro C·L: MACL-153M



Brand	Wattage	Model	Description
TCP	5W	8TC05F†	Candle
	5W	8TFC05F†	Candle, flame tip
	14W	40114	Spiral
	14W	2R2014DIM	R20, 2700K, 410 Lumen
	15W	2R3015DIM	R30, Soft White, 2700K
	14W	4R2014TD	R20, TruDim, 2700K
	14W	4R2014TD30K	R20, TruDim, 3000K
	14W	4R2014TD35K	R20, TruDim, 3500K
	14W	4R2014TD41K	R20, TruDim, 4100K
	14W	4R2014TD50K	R20, TruDim, 5000K
	14W	4R2014TD65K	R20, TruDim, 6500K
	16W	4R3016TD	R30, TruDim, 2700K
	16W	4R3016TD30K	R30, TruDim, 3000K
	16W	4R3016TD35K	R30, TruDim, 3500K
	16W	4R3016TD41K	R30, TruDim, 4100K
	16W	4R3016TD50K	R30, TruDim, 5000K
	16W	4R3016TD65K	R30, TruDim, 6500K
	23W	40123	Spiral
Utilitech	13W	LBP13TC/DM	Spiral, 2700K, 800 Lumen, Candelabra base
	13W	LBP13T/GU24/DM/27K	Spiral, 2700K, 900 Lumen, GU24 base
	11W	LBP11R20DM	R20, Soft White, 2700K
	15W	LBP15TDM	Spiral
	23W	LBP23TDM	Spiral
	23W	LBP23R40DM	R40

* CFLs typically require a warmup period before their full dimming range is achieved.

† Requires a minimum of 2 lamps

Dimmable CFL & LED bulbs

Compatible with C•L® dimmers

List updated September 12, 2013
For the most up-to-date list, visit
www.lutron.com/dimcflled



LED bulbs for wall-mounted C•L dimmers

Diva® C•L: DWCL-153P, DVCL-153P, DVSCCL-153P
Skylark Contour® C•L: CTCL-153P
Skylark C•L: SCL-153P
Lumea® C•L: LGCL-153PH
Toggler®/Ariadni® C•L: TGCL-153P, AYCL-153P



Brand	Wattage	Model	Description
Commercial Electric	12.5W	CE-JB6-650L-27K (T67)	6" Downlight, 650 Lumen, Soft White, 2700K
	12.5W	CE-JB4-600L-27K (T47)	4" Downlight, 600 Lumen, Soft White, 2700K
Cooper	9.4W	RL560WH-R	Halo® Downlight, 600 Lumen, Warm White, 3000K
	14.6W	AP706830WBST24 (ALED3T24)	All-Pro™ 5 or 6" Retrofit Module & Trim
	14.6W	RL706830E26WBS	All-Pro 5 or 6" Retrofit Module & Trim
	14.6W	RL706830WBS	All-Pro 6" Retrofit Module & Trim w/ High-Efficacy Connector
Cree	6W	BA19-04527OMF-12DE26-1U100	A19, 450 Lumen, Warm Soft White, 2700K, Medium base
	9W	BA19-08050OMF-12DE26-1U100	A19, 800 Lumen, Daylight, 5000K, Medium base
	9.5W	BA19-08027OMF-12DE26-1U100†	A19, 800 Lumen, Warm Soft White, 2700K, Medium base
	9.5W	BR30-06527FLF-12DE26-1U100	BR30, Soft White, 2700K
	9.5W	CR4-575L	4" Downlight, 2700K, Medium Base
	9.5W	CR6	6" Downlight, 2700K, Medium Base
	9.5W	CR6-GU24	6" Downlight, 2700K, GU24 Base

† Requires a minimum of 2 lamps

Dimmable CFL & LED bulbs

Compatible with C•L® dimmers

List updated September 12, 2013
For the most up-to-date list, visit
www.lutron.com/dimcflled



LED bulbs for wall-mounted C•L dimmers

Diva® C•L: DWCL-153P, DVCL-153P, DVSCCL-153P
Skylark Contour® C•L: CTCL-153P
Skylark C•L: SCL-153P
Lumea® C•L: LGCL-153PH
Toggler®/Ariadni® C•L: TGCL-153P, AYCL-153P



Brand	Wattage	Model	Description
EcoSmart	6W	ECS GP19 WW 40WE 120	A19, 3000K
	8W	ECS A19 WW 40WE 120†	A19, 3000K, 450 Lumen
	8W	ECS A19 CW 40WE 120†	A19, 5000K, 480 Lumen
	8W	ECS A19 V1 WW 120	A19, Warm White, 3000K
	8W	ECS A19 V1 CW 120	A19, Daylight, 5000K
	8W	ECS 19 WW 120	A19, Warm White, 3000K
	8W	ECS 19 CW 120	A19, Cool White, 5000K
	8W	ECS 25 WW 120	G25, Warm White, 3000K
	8W	ECS 20 WW FL 50WE 120†	PAR20, 3000K, 450 Lumen
	8W	ECS 20 CW FL 50WE 120†	PAR20, 5000K, 490 Lumen
	8W	ECS 20 WW FL 120	PAR20, Warm White, 3000K
	8W	ECS 20 CW FL 120	PAR20, Daylight, 5000K, 490 Lumen
	8W	ECS BR20 50WE W27 120†	BR20, Soft White
	9.5W	ECO4-575L	4" Downlight, 2700K, Medium Base
	9.5W	ECO4-575L-50K	4" Downlight, 5000K, Medium Base
	9.5W	ECO4-575L-50K-GU24	4" Downlight, 5000K, GU24 Base
	9.5W	ECO-575L	6" Downlight, 2700K, Medium Base
	9.5W	ECO-575L-GU24	6" Downlight, 2700K, GU24 Base
	9.5W	ECO-575L-50K-GU24	6" Downlight, 5000K, GU24 Base
	13W	ECS A19 V2 WW 120	A19, Warm White, 3000K
	13W	ECS A19 V2 CW 120	A19, Daylight, 5000K
	15W	ECS 38 WW FL 90WE 120	PAR38, 3000K, 900 Lumen
	15W	ECS 38 CW FL 90WE 120	PAR38, 5000K, 970 Lumen

† Requires a minimum of 2 lamps

Dimmable CFL & LED bulbs

Compatible with C•L® dimmers

List updated September 12, 2013
For the most up-to-date list, visit
www.lutron.com/dimcflled



LED bulbs for wall-mounted C•L dimmers

Diva® C•L: DWCL-153P, DVCL-153P, DVSCCL-153P
Skylark Contour® C•L: CTCL-153P
Skylark C•L: SCL-153P
Lumea® C•L: LGCL-153PH
Toggler®/Ariadni® C•L: TGCL-153P, AYCL-153P



Brand	Wattage	Model	Description
Feit	4.8W	CFCDM/300/LED	Candle, 3000K, 310 Lumen, Candelabra Base
	4.8W	EFCDM/300/LED	Candle, 3000K, 310 Lumen, Medium Base
	9.5W	PAR20/5K/LEDG5	PAR20, 5000K
	9.5W	PAR20/5K/LEDG5/CAN	PAR20, 5000K
	9.5W	PAR20/LEDG5	PAR20, 3000K, 450 Lumen
	9.5W	PAR20/LEDG5/CAN	PAR20
	9.5W	BPCER20/DM/LED	PAR20
	10W	G25/DM/LED	G25, 3000K
	13W	BR30/DM/LED	BR30, 2700K, 750 Lumen
	13W	BPCEBR30/DIM/LED	BR30
	13.5W	A19DM/800/LED	A19, 3000K
	13.5W	A19/OM800/LED	A19, 3000K, Omni Directional
	13.5W	A19/OM800/5K/LED	A19, 5000K, Omni Directional
	13.5W	BPCEA19/OM800/LED	A19, Omni Directional
	13.5W	BPCEA19/OM800/LED/CAN	A19, Omni Directional
	15W	BPCEPAR30/LEDG5	PAR30
	15W	PAR30L/5K/LEDG5	PAR30, 5000K
	15W	PAR30L/5K/LEDG5/CAN	PAR30, 5000K
	15W	PAR30L/LEDG5	PAR30
	15W	PAR30L/LEDG5/CAN	PAR30
	16W	A19/OM1100R/LED	A19, 3000K, 1100 Lumen, Omni Directional
	18W	PAR38DM/5K/LED	PAR38, 5000K
	18W	PAR38DM/LED	PAR38, 3000K
	18W	18PAR38/DM/LED	PAR38, 3000K
	20W	BPCEPAR38/LEDG5	PAR38
	20W	PAR38/5K/LEDG5	PAR38, 5000K
	20W	PAR38/LEDG5/CAN	PAR38
	20W	PAR38/5K/LEDG5/CAN	PAR38, 5000K
	20W	PAR38/LEDG5	PAR38

Dimmable CFL & LED bulbs

Compatible with C•L® dimmers

List updated September 12, 2013
 For the most up-to-date list, visit
www.lutron.com/dimcflled



LED bulbs for wall-mounted C•L dimmers

Diva® C•L: DWCL-153P, DVCL-153P, DVSCCL-153P
 Skylark Contour® C•L: CTCL-153P
 Skylark C•L: SCL-153P
 Lumea® C•L: LGCL-153PH
 Toggler®/Ariadni® C•L: TGCL-153P, AYCL-153P



Brand	Wattage	Model	Description
GE	7W	LED7DP20B830/12	PAR20, 3000K, Spot, Black Base
	7W	LED7DP20B830/20	PAR20, 3000K, Flood, Black Base
	7W	LED7DP20B827/20	PAR20, 2700K, Flood, Black Base
	7W	LED7DP20W830/12	PAR20, 3000K, Spot, White Base
	7W	LED7DP20W830/20	PAR20, 3000K, Flood, White Base
	7W	LED7DP20W827/20	PAR20, 2700K, Flood, White Base
	7W	LED7DP20S830/20	PAR20, 3000K, Flood, Silver Base
	7W	LED7DP20S827/20	PAR20, 2700K, Flood, Silver Base
	10W	LED10DP30S830/20	PAR30, 3000K, Short Neck, Silver Base
	10W	LED10DP30S827/20	PAR30, 2700K, Short Neck, Silver Base
	10W	LED10DP30W827/20	PAR30, 2700K, Short Neck, White Base
	10W	LED10DP3LS830/20	PAR30, 3000K, Long Neck, Silver Base
	10W	LED10DP3LS827/20	PAR30, 2700K, Long Neck, Silver Base
Halco	18W	PAR38/18NW/FL/LED†	PAR38, 5000K
	18W	PAR38/18WW/FL/LED†	PAR38, 2700K

† Requires a minimum of 2 lamps

Dimmable CFL & LED bulbs

Compatible with C•L® dimmers

List updated September 12, 2013
For the most up-to-date list, visit
www.lutron.com/dimcflled



LED bulbs for wall-mounted C•L dimmers

Diva® C•L: DVWCL-153P, DVCL-153P, DVSCCL-153P
Skylark Contour® C•L: CTCL-153P
Skylark C•L: SCL-153P
Lumea® C•L: LGCL-153PH
Toggler®/Ariadni® C•L: TGCL-153P, AYCL-153P



Brand	Wattage	Model	Description
Lighting Science	8W	DFN 19 CW 120	A19, Cool White, 5000K
	8W	DFN 19 NW 120	A19, Neutral White, 4000K
	8W	DFN 19 W27 120	A19, Warm White, 2700K
	8W	DFN 19 WW 120	A19, Warm White, 3000K
	8W	DFN A19 V1 CW 120	A19, Cool White, 5000K
	8W	DFN A19 V1 NW 120	A19, Neutral White, 4000K
	8W	DFN A19 V1 W27 120	A19, Warm White, 2700K
	8W	DFN A19 V1 WW 120	A19, Warm White, 3000K
	8W	DFN 20 CW FL 120	PAR20, Cool White, 5000K
	8W	DFN 20 NW FL 120	PAR20, Neutral White, 4000K
	8W	DFN 20 W27 FL 120	PAR20, Warm White, 2700K
	8W	DFN 20 WW FL 120	PAR20, Warm White, 3000K
	8W	DFN 20 CW NFL 120	PAR20, Cool White, 5000K
	8W	DFN 20 NW NFL 120	PAR20, Neutral White, 4000K
	8W	DFN 20 W27 NFL 120	PAR20, Warm White, 2700K
	8W	DFN 20 WW NFL 120	PAR20, Warm White, 3000K
	8W	DFN 25 CW 120	G25, Cool White, 5000K
	8W	DFN 25 NW 120	G25, Neutral White, 4000K
	8W	DFN 25 W27 120	G25, Warm White, 2700K
	8W	DFN 25 WW 120	G25, Warm White, 3000K
Lumapro	13.5W	DFN A19 V2 CW 120	A19, Cool White, 5000K
	13.5W	DFN A19 V2 NW 120	A19, Neutral White, 4000K
	13.5W	DFN A19 V2 W27 120	A19, Warm White, 2700K
	13.5W	DFN A19 V2 WW 120	A19, Warm White, 3000K
	8W	8A19/LED/DIM/30	A19, Warm White, 3000K (6GEM2)
	8W	8A19/LED/DIM/50	A19, Cool White, 5000K (6GEM3)
	8W	8PAR20/LED/DIM30/NFL	PAR20, Warm White, 3000K (6GEM4)
	8W	8PAR20/LED/DIM50/NFL	PAR20, Cool White, 5000K (6GEM5)

Dimmable CFL & LED bulbs

Compatible with C•L® dimmers

List updated September 12, 2013
For the most up-to-date list, visit
www.lutron.com/dimcflled



LED bulbs for wall-mounted C•L dimmers

Diva® C•L: DWCL-153P, DVCL-153P, DVSCCL-153P
Skylark Contour® C•L: CTCL-153P
Skylark C•L: SCL-153P
Lumea® C•L: LGCL-153PH
Toggler®/Ariadni® C•L: TGCL-153P, AYCL-153P



Brand	Wattage	Model	Description
Philips	7W	6E26R20	R20 2700K
	7W	7E26PAR20-E	PAR20, 2700K
	7W	7E26PAR20D-1	PAR20, 2700K, 280 Lumen, Medium Base
	7W	9290002020	PAR20, 2700K, 280 Lumen, Medium Base
	8W	8E26A60	A19, 2700K
	8W	9290002295	A19, 5000K
	8W	9290002267	A19, 2700K, 478 Lumen
	8W	9290002329	PAR20, 3000K, 280 Lumen, Medium base
	8W	9290002330	PAR20
	8W	9290002331	PAR20
	8W	9290002332	PAR20
	8W	9290002333	PAR20
	8W	9290002334	PAR20
	8W	9290002335	PAR20
	11W	9290002296	A19, 5000K, 830 Lumen
	11W	9290002268	A19, 2700K, 908 Lumen
	12.5W	12E26A60	A19, 2700K
	12.5W	9290001829	A19, 2700K, 908 Lumen
	13W	9290002197	BR30, 2700K, 721 Lumen
	14.5W	9290002199	BR40, 2700K, 832 Lumen
	17W	17E26A21D	A21, 2700K
	17W	9290002018	A21, 2700K
	18W	18E26PAR38D-2	PAR38, 2700K
	19.5W	9290002251	PAR38
	19.5W	9290002321	PAR38
	19.5W	9290002322	PAR38
	19.5W	9290002291	PAR38
	19.5W	9290002312	PAR38

Dimmable CFL & LED bulbs

Compatible with C•L® dimmers

List updated September 12, 2013
For the most up-to-date list, visit
www.lutron.com/dimcflled



LED bulbs for wall-mounted C•L dimmers

Diva® C•L: DWCL-153P, DVCL-153P, DVSCCL-153P
Skylark Contour® C•L: CTCL-153P
Skylark C•L: SCL-153P
Lumea® C•L: LGCL-153PH
Toggler®/Ariadni® C•L: TGCL-153P, AYCL-153P



Brand	Wattage	Model	Description
Philips	19.5W	9290002313	PAR38
	19.5W	9290002314	PAR38
	19.5W	9290002315	PAR38
	19.5W	9290002316	PAR38
	19.5W	9290002317	PAR38
	19.5W	9290002252	PAR38
	19.5W	9290002253	PAR38
		22W	9290002290
Satco	5.8W	S8842 thru S8844	A19
	7W	S8827 thru S8838	PAR30
	13W	S8959 thru S8963	PAR30
	14W	S8814 thru S8819	PAR30
	14W	S8821 thru S8826	PAR30
	17W	S8852 thru S8859	PAR38
	17W	S8861 thru S8864	PAR38
Sylvania	8W	LED8A15/DIM/827†	A15, 2700K, 450 Lumen, Medium Base
	8W	LED8A15C/DIM/827†	A15, 2700K, 450 Lumen, Candelabra Base
	8W	LED8A/DIM/F/830	A19, 3000K
	8W	LED8A/DIM/F/827	A19, 2700K
	8W	LED8PAR20/DIM/830/NFL25	PAR 20, 3000K
	8W	LED8PAR20/DIM/830/FL36	PAR 20, 3000K
	8W	LED8PAR20/DIM/827/NFL25	PAR 20, 2700K
	8W	LED8PAR20/DIM/827/FL36	PAR 20, 2700K
	8W	LED8G25/DIM/F/830	G25, 3000K
	8W	LED8G25/DIM/F/827	G25, 2700K
	10W	LED10PAR20/DIM//P/930/FL30	PAR20, 3000K, 550 Lumen
	10W	LED10PAR30/DIM/SG/830/SP10	PAR 30, 3000K
	10W	LED10PAR30/DIM/SG/830/WSP15	PAR 30, 3000K
10W	LED10PAR30/DIM/SG/830/NFL25	PAR 30, 3000K	

† Requires a minimum of 2 lamps

Dimmable CFL & LED bulbs

Compatible with C•L® dimmers

List updated September 12, 2013
 For the most up-to-date list, visit
www.lutron.com/dimcflled



LED bulbs for wall-mounted C•L dimmers

Diva® C•L: DWCL-153P, DVCL-153P, DVSCCL-153P
 Skylark Contour® C•L: CTCL-153P
 Skylark C•L: SCL-153P
 Lumea® C•L: LGCL-153PH
 Toggler®/Ariadni® C•L: TGCL-153P, AYCL-153P



Brand	Wattage	Model	Description
Sylvania	10W	LED10PAR30/DIM/SG/827/SP10	PAR 30, 2700K
	10W	LED10PAR30/DIM/SG/827/WSP15	PAR 30, 2700K
	10W	LED10PAR30/DIM/SG/827/NFL25	PAR 30, 2700K
	11W	LED/625/RT6/830	6" Downlight
	12W	LED12A19/DIM/O/827	A19, 2700K, 820 Lumen
	17W	LED17PAR30LN/DIM/P/930/NFL25	PAR30, 3000K, 900 Lumen
TCP	11W	LED11E26BR3027K	BR30, 2700K
	14W	LED14E26BR3027K	BR30, 2700K
	17W	LED17E26P3827KFL	PAR38, 2700K
	17W	LED17E26P3827KNFL	PAR38, 2700K
	17W	LED17E26P3830KFL	PAR38, 3000K
	17W	LED17E26P3830KFLBT	PAR38
	17W	LED17E26P3830KFLWT	PAR38
	17W	LED17E26P3830KNFL	PAR38, 3000K
	17W	LED17E26P3830KNFLBT	PAR38
	17W	LED17E26P3830KNFLWT	PAR38
	17W	LED17E26P3841KFL	PAR38, 4100K
	17W	LED17E26P3841KNFL	PAR38, 4100K
	17W	LED17E26P3850KFL	PAR38, 5000K
	17W	LED17E26P3850KNFL	PAR38, 5000K

Dimmable CFL & LED bulbs

Compatible with C•L® dimmers

List updated September 12, 2013
 For the most up-to-date list, visit
www.lutron.com/dimcflled



LED bulbs for wall-mounted C•L dimmers

Diva® C•L: DWCL-153P, DVCL-153P, DVSCCL-153P
 Skylark Contour® C•L: CTCL-153P
 Skylark C•L: SCL-153P
 Lumea® C•L: LGCL-153PH
 Toggler®/Ariadni® C•L: TGCL-153P, AYCL-153P



Brand	Wattage	Model	Description
Utilitech	4.8W	LCFCDM/300/LED	Candle, 3000K, 310 Lumen, Candelabra Base
	9.5W	LPAR20/LEDG5	PAR20, 3000K, 450 Lumen
	9.5W	LPAR20/5K/LEDG5	PAR20, 5000K, 500 Lumen
	10W	LG25/DM/LED	G25, 3000K
	13.5W	LA19DM/800/LED	A19, 3000K
	13.5W	LA19/OM800/LED	A19, 3000K, 800 Lumen, Omni Directional
	13W	LBR30DM/LED	BR30, 2700K, 750 Lumen
	15W	LPAR30L/LEDG5	PAR30, 3000K, 790 Lumen
	15W	LPAR30L/5K/LEDG5	PAR30, 5000K, 800 Lumen
	16W	LA19/OM1100R/LED	A19, 3000K, 1100 Lumen, Omni Directional
	18W	LPAR38DM/LED	PAR38, 3000K
	18W	LPAR38DM/5K/LED	PAR38, 5000K
	20W	LPAR38/5K/LEDG5	PAR38, 5000K, 1000 Lumen
	20W	LPAR38/LEDG5	PAR38
	23W	LPAR38/1400/LEDG5	PAR38, 3000K, 1400 Lumen
23W	LPAR38/1400/5K/LEDG5	PAR38, 5000K, 1400 Lumen	
Westinghouse	8W	8A19/LED/DIM/30	A19, Warm White, 3000K
	8W	8A19/LED/DIM/50	A19, Cool White, 5000K
	8W	8PAR20/LED/DIM30/NFL	PAR20, Warm White, 3000K
	8W	8PAR20/LED/DIM50/NFL	PAR20, Warm White, 5000K

Dimmable CFL & LED bulbs

Compatible with C•L® dimmers

List updated September 12, 2013
For the most up-to-date list, visit
www.lutron.com/dimcflled



CFL bulbs* for wall-mounted C•L dimmers

Diva® C•L: DWVCL-153P, DVCL-153P, DVSCCL-153P
Skylark Contour® C•L: CTCL-153P
Skylark C•L: SCL-153P
Lumea® C•L: LGCL-153PH
Toggler®/Ariadni® C•L: TGCL-153P, AYCL-153P



Brand	Wattage	Model	Description
EcoSmart	5W	8TC05F	Candle, Torpedo Tip, 2700K, 200 Lumen
	5W	8TFC05F	Candle, Flame Tip, 2700K, 200 Lumen
	5W	8TC05	Candle, (ES5CCDF052, ES9CCDF052)
	11W	BPESL11R20/DM/ESM	R20, Soft White
	14W	40114	Spiral, Soft White (ES5M814DIM2, ES9M814DIM2)
	14W	2R2014DIM	R20, 2700K, 410 Lumen
	15W	2R3015DIM	R30 Flood, Soft White (ES5R315DIM2)
	15W	2R3015DIM50K	R30 Flood, Daylight (ES5R315DIM250K)
	15W	2R3015DIM35K	R30 Flood, Bright White (ES5R315DIM35K)
	23W	40123	Spiral, Soft White (ES5M823DIM2)
Earthmate	5W	E05129LW	Candle
Feit	11W	BPESL11R20/DM	R20
	13W	LBP13T2C/DM	Spiral, Candelabra base
	15W	BPESL15T/DM	Spiral
	23W	BPESL23T/DM	Spiral
	23W	BPESL23R40/DIM†	R40
GE	14W	FLE14HT3/2/DM/SW†	Spiral
	26W	FLE26HT3/2/DV/SW	Spiral
	26W	FLE26/2/DVR/40	R40
Philips	16W	EL/A R30 Dim 16W†	R30
	20W	EL/A R40 Dim 20W	R40
Sylvania	5W	CF5EL/DEC/DIM	Candle
	5W	CF5EL/B10C/DIM/827/ADP	Candle
	5W	CF5EL/B10/827/L/DIM	Candle
	14W	CF14EL/R20/DIM†	R20
	14W	CF14EL/TWIST/DIM†	Spiral
	24W	CF24EL/TWIST/DIM†	Spiral

* CFLs typically require a warmup period before their full dimming range is achieved.

† Requires a minimum of 2 lamps

Dimmable CFL & LED bulbs

Compatible with C•L® dimmers

List updated September 12, 2013
For the most up-to-date list, visit
www.lutron.com/dimcflled



CFL bulbs* for wall-mounted C•L dimmers

Diva® C•L: DWCL-153P, DVCL-153P, DVSCCL-153P
Skylark Contour® C•L: CTCL-153P
Skylark C•L: SCL-153P
Lumea® C•L: LGCL-153PH
Toggler®/Ariadni® C•L: TGCL-153P, AYCL-153P



Brand	Wattage	Model	Description
TCP	3W	8T03CL	Candle Clear
	5W	8TC05F	Candle
	5W	8TFC05F	Candle, flame tip
	8W	8A08WH	A-bulb
	14W	40114	Spiral
	14W	2R2014DIM	R20, 2700K, 410 Lumen
	15W	2R3015DIM	R30, Soft White, 2700K
	14W	4R2014TD	R20, TruDim, 2700K
	14W	4R2014TD30K	R20, TruDim, 3000K
	14W	4R2014TD35K	R20, TruDim, 3500K
	14W	4R2014TD41K	R20, TruDim, 4100K
	14W	4R2014TD50K	R20, TruDim, 5000K
	14W	4R2014TD65K	R20, TruDim, 6500K
	16W	4R3016TD	R30, TruDim, 2700K
	16W	4R3016TD30K	R30, TruDim, 3000K
	16W	4R3016TD35K	R30, TruDim, 3500K
	16W	4R3016TD41K	R30, TruDim, 4100K
	16W	4R3016TD50K	R30, TruDim, 5000K
	16W	4R3016TD65K	R30, TruDim, 6500K
	23W	10123	Spiral
23W	40123	Spiral	
Utilitech	13W	LBP13TC/DM	Spiral, 2700K, 800 Lumen, Candelabra base
	13W	LBP13T/GU24/DM/27K	Spiral, 2700K, 900 Lumen, GU24 base
	11W	LBP11R20DM	R20, Soft White, 2700K
	15W	LBP15TDM	Spiral
	23W	LBP23TDM	Spiral
	23W	LBP23R40DM†	R40

* CFLs typically require a warmup period before their full dimming range is achieved.

† Requires a minimum of 2 lamps

Dimmable CFL & LED bulbs

Compatible with C·L® dimmers

List updated September 12, 2013
For the most up-to-date list, visit
www.lutron.com/dimcflled



LED bulbs for C·L lamp dimmers

Credenza® C·L: TTCL-100H



Brand	Wattage	Model	Description
Cree	6W	BA19-04527OMF-12DE26-1U100	A19, 450 Lumen, Warm Soft White, 2700K, Medium base
	9W	BA19-08050OMF-12DE26-1U100	A19, 800 Lumen, Daylight, 5000K, Medium base
	9.5W	BA19-08027OMF-12DE26-1U100	A19, 800 Lumen, Warm Soft White, 2700K, Medium base
EcoSmart	8W	ECS A19 V1 WW 120	A19, Warm White, 3000K
	8W	ECS A19 V1 CW 120	A19, Daylight, 5000K
	8W	ECS 19 WW 120	A19, Warm White, 3000K
	13W	ECS A19 V2 WW 120	A19, Warm White, 3000K
	13W	ECS A19 V2 CW 120	A19, Daylight, 5000K
Lighting Science	8W	DFN 19 CW 120	A19, Cool White, 5000K
	8W	DFN 19 NW 120	A19, Neutral White, 4000K
	8W	DFN 19 W27 120	A19, Warm White, 2700K
	8W	DFN 19 WW 120	A19, Warm White, 3000K
	8W	DFN A19 V1 CW 120	A19, Cool White, 5000K
	8W	DFN A19 V1 NW 120	A19, Neutral White, 4000K
	8W	DFN A19 V1 W27 120	A19, Warm White, 2700K
	8W	DFN A19 V1 WW 120	A19, Warm White, 3000K
	13.5W	DFN A19 V2 CW 120	A19, Cool White, 5000K
	13.5W	DFN A19 V2 NW 120	A19, Neutral White, 4000K
	13.5W	DFN A19 V2 W27 120	A19, Warm White, 2700K
	13.5W	DFN A19 V2 WW 120	A19, Warm White, 3000K
Lumapro	8W	8A19/LED/DIM/30	A19, Warm White, 3000K (6GEM2)
	8W	8A19/LED/DIM/50	A19, Cool White, 5000K (6GEM3)
Philips	7W	7E26A60	A19 EnduraLED 2700K
	8W	8E26A60	A19, 2700K
	12.5W	12E26A60	A19, 2700K
Sylvania	8W	LED8A/DIM/F/830	A19, 3000K
	8W	LED8A/DIM/F/827	A19, 2700K
Westinghouse	8W	8A19/LED/DIM/30	A19, Warm White, 3000K
	8W	8A19/LED/DIM/50	A19, Cool White, 5000K

www.lutron.com

World Headquarters 1.610.282.3800 | 24/7 Technical Support 1.800.523.9466 | Customer Service 1.888.LUTRON1 (1.888.588.7661)

Dimmable CFL & LED bulbs

Compatible with C·L® dimmers

List updated September 12, 2013
For the most up-to-date list, visit
www.lutron.com/dimcflled



CFL bulbs* for C·L lamp dimmers

Credenza® C·L: TTCL-100H



Brand	Wattage	Model	Description
EcoSmart	14W	40114	Spiral, Soft White (ES5M814DIM2, ES9M814DIM2)
	23W	10123	Spiral
	23W	40123	Spiral, Soft White (ES5M823DIM2)
Feit	15W	BPESL15T/DM	Spiral
	23W	BPESL23T/DM	Spiral
Litetronics	5W	MB-500D	A19
	5W	MB-500DL	A19
	8W	MB-800D	A19
	8W	MB-800DL	A19
	11W	MB-15527D	Post Light
	27W	L-27527D	Spiral
Philips	15W	EL/mdt DIM 15W	Spiral
	20W	EL/mdt DIM 20W	Spiral
	32W	EL/dt Dim 32W	Spiral
Sylvania	14W	CF14EL/TWIST/DIM	Spiral
	24W	CF24EL/TWIST/DIM	Spiral
TCP	14W	40114	Spiral
	23W	10123	Spiral
	23W	40123	Spiral
Utilitech	15W	LBP15TDM	Spiral
	23W	LBP23TDM	Spiral

* CFLs typically require a warmup period before their full dimming range is achieved.