



Energy Savings over 40-50% when compared to existing fluorescent T8 and T12 electronic and magnetic ballasted fixture applications.

For additional energy savings of 20 to 30% use with low ballast factor ballast or lighting control system.

Installation is easy and saves money. Just change the existing lamps without the need to rewire the light fixture.

Install using existing fluorescent ballast. If the ballast fails LED lamp can operate using optional 120-277VAC LED driver.

LED direct replacement models available for 2', 4', U-Bend and 8' fluorescent replacement.



Expanded Versatility using

Quick-Fit™ Installation Technology

An LED T8 direct replacement lamp, requiring NO Re-WIRING of the light fixture, providing excellent energy savings when replacing T8 (32W) and T12 (34 and 40W) fluorescent lamps. Installation is easy...just remove existing fluorescent lamps and install the LED linear lamp.

Multi-Op™ (multi-Operation) LED lamp design works with multiple input sources including T8 Electronic Instant Start, T8 Program Start Electronic and T12 Magnetic ballasts.

The Multi-Op™ LED product is the most versatile LED linear lamp on the market today. The LED Multi-Op™ linear lamp is also compatible with most existing fluorescent emergency ballasts.

If the existing ballast fails just replace the ballast or operate the LED lamp with the optional 120-277VAC LED remote driver.

Benefits:

- Expanded light distribution angle of 270 degrees
- Excellent for low temperature applications
- Use with occupancy sensors with frequent starting
- Instant ON operation
- Dimmable
- No flickering
- No glass or mercury for safer work environments
- Less lumen depreciation compared to fluorescent systems
- Meets UL standard 1598c
- High Performance DLC qualified models available
- Long life product (>50,000 hours)
- Rotatable end caps for refrigeration and shelf applications (optional)
- 5 Year manufacturer's warranty

Specifications:

Performance with different ballast types	Type	Installation T8 IS Electronic ballast		Installation T8 Program Start Electronic ballast		Installation T12 Magnetic ballast	
		Lumens	Average System Watts	Lumens	Average System Watts	Lumens	Average System Watts
Model #							
LEDT8-8-850-B-xSF	LED 2' T8	825	8.50	825	8.50	-	-
LEDT8-8-840-B-xSF	LED 2' T8	800	8.50	800	8.50	-	-
LEDT8-8-835-B-xSF	LED 2' T8	750	8.50	750	8.50	-	-
LEDT8-8-830-B-xSF	LED 2' T8	750	8.50	750	8.50	-	-
LEDT8-12-850-B-xSF	LED 3' T8	1250	13.00	1250	13.00	-	-
LEDT8-12-840-B-xSF	LED 3' T8	1225	13.00	1225	13.00	-	-
LEDT8-12-835-B-xSF	LED 3' T8	1150	13.00	1150	13.00	-	-
LEDT8-12-830-B-xSF	LED 3' T8	1150	13.00	1150	13.00	-	-
LEDT8-17-850-B-xSC	LED 4' T8	1900	17.50	1650	14.5	2550	31.0
LEDT8-17-840-B-xSC	LED 4' T8	1800	17.50	1600	14.5	2550	31.0
LEDT8-17-835-B-xSC	LED 4' T8	1700	17.50	1550	14.5	2150	31.0
LEDT8-17-830-B-xSC	LED 4' T8	1750	17.50	1550	14.5	2150	31.0
LEDT8-17-850-B-xSF	LED 4' T8	1750	17.50	1500	14.5	2400	31.0
LEDT8-17-840-B-xSF	LED 4' T8	1650	17.50	1450	14.5	2100	31.0
LEDT8-17-835-B-xSF	LED 4' T8	1650	17.50	1400	14.5	2000	31.0
LEDT8-17-830-B-xSF	LED 4' T8	1600	17.50	1400	14.5	2000	31.0
LEDT8-17-850-B-*HF*	LED 4' T8	1785	16.8	1785	17.00	2500	31.0
LEDT8-17-840-B-*HF*	LED 4' T8	1700	16.8	1700	17.00	2200	31.0
LEDT8-17-835-B-*HF*	LED 4' T8	1683	16.8	1683	17.00	2100	31.0
LEDT8-17-830-B-*HF*	LED 4' T8	1660	16.8	1660	17.00	2100	31.0

* High Performance models DLC qualified for Instant Start ballast operation

LED T8 Performance with different ballast factor Instant Start (IS) ballasts

	T8 IS Low Ballast Factor (0.78)	T8 IS Normal Ballast Factor (0.88)	T8 IS High Ballast Factor (1.18)
--	--	---	---

	Lumens	System Watts	Lumens	System Watts	Lumens	System Watts
LEDT8-17-850-B-*HF	1525	13.8	1785	16.8	2750	26.5
LEDT8-17-840-B-*HF	1480	13.8	1700	16.8	2670	26.5
LEDT8-17-835-B-*HF	1440	13.8	1683	16.8	2610	26.5
LEDT8-17-830-B-*HF	1380	13.8	1660	16.8	2480	26.5

Note: All specification information subject to change without notice. Results may vary based on ballast manufacture.

Part number designation:

F - Fixed or R - Rotatable locking end caps

S - Standard or H - High Performance

High Performance = DLC qualified models


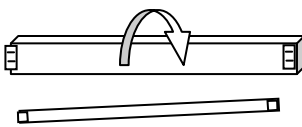

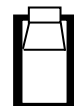
C - Clear or F - Frosted Lens

- xxx

Linear LED T8 Lighting

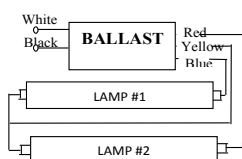
2', 3' and 4' Specification

Installation Instructions: Quick and Simple - No re-wiring required

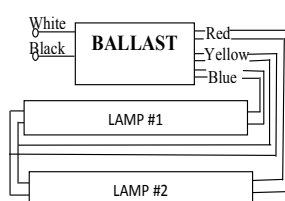
<p>Step 1: Turn Power - OFF</p> 	<p>Step 2: Remove Fluorescent lamp</p> 	<p>Step 3: Plug in Quick-Fit LED lamp</p> 	<p>Step 4: Turn Power - ON</p> 
--	---	---	---

Existing Ballast Wiring Options:

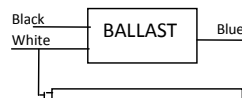
Instant Start T8 Ballast



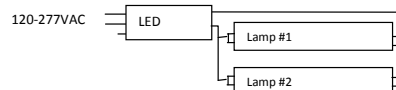
Program Start Electronic T8 or Magnetic T12 Rapid Start Ballast



Magnetic T12 Choke Style Ballast



OPTIONAL: Remote AC LED Driver (Standard or Diming model)



PERFORMANCE COMPARISON: LED T8 linear lamp market comparison and capabilities chart.

LED lamp operation with fluorescent Ballast type (single model #)	QUICK-FIT Multi-operation technology	OTHER direct replacement LED lamps
Electronic T8 Instant Start ballast	YES	YES
Electronic T8 Program Start ballast	YES	NO
Magnetic T12 ballast	YES	NO
Emergency Ballast (most designs)	YES	NO
External LED dimming driver 120-277VAC operation	YES (available)	?

(*based on information at time of listing)

ENERGY SAVINGS: Operation based on standard 2 lamp F32T8 Electronic Instant Start System with Standard 0.88 Ballast Factor = 58 System Watts. The LED T8 QuickFit = 34 System Watts. Each 2 lamp system saves 24 System Watts or 41.4% Energy Saved

Application Note:

To meet local and national building safety codes most building use fixture installed emergency back-up fluorescent ballasts to provide regress lighting in the event of a power loss. The most common style (~ 80% market share) of emergency ballast switch out the lamp from the ballast and power the fluorescent lamp when in operation. The ELB Quick-Fit LED direct replacement lamp with multi-operation technology is compatible with these standard fluorescent emergency ballast products where most other direct replacement LED lamps on the market are not compatible. Check local and state electrical codes for acceptance of use.

Linear LED T8 Lighting

2', 3' and 4' Specification

Ordering Information:

Model #	Type (Dia.)	Base	Length (Inches)	Color Temp. (K)	CRI	Rated Average Life (hrs)	Beam angle	Input Voltage	*DLC Qualified
LEDT8-8-850-B-xSx	LED T8	G13-bipin	24	5000	83	50,000	270	ballast	-
LEDT8-8-840-B-xSx	LED T8	G13-bipin	24	4000	83	50,000	270	ballast	-
LEDT8-8-835-B-xSx	LED T8	G13-bipin	24	3500	83	50,000	270	ballast	-
LEDT8-8-830-B-xSx	LED T8	G13-bipin	24	3000	83	50,000	270	ballast	-
LEDT8-12-850-B-xSx	LED T8	G13-bipin	36	5000	83	50,000	270	ballast	-
LEDT8-12-840-B-xSx	LED T8	G13-bipin	36	4000	83	50,000	270	ballast	-
LEDT8-12-835-B-xSx	LED T8	G13-bipin	36	3500	83	50,000	270	ballast	-
LEDT8-12-830-B-xSx	LED T8	G13-bipin	36	3000	83	50,000	270	ballast	-
LEDT8-17-850-B-xSx	LED T8	G13-bipin	48	5000	83	50,000	270	ballast	-
LEDT8-17-840-B-xSx	LED T8	G13-bipin	48	4000	83	50,000	270	ballast	-
LEDT8-17-835-B-xSx	LED T8	G13-bipin	48	3500	83	50,000	270	ballast	-
LEDT8-17-830-B-xSx	LED T8	G13-bipin	48	3000	83	50,000	270	ballast	-
LEDT8-17-850-B-FHF	LED T8	G13-bipin	48	5000	83	50,000	270	ballast	Listed
LEDT8-17-840-B-FHF	LED T8	G13-bipin	48	4000	83	50,000	270	ballast	Listed
LEDT8-17-835-B-FHF	LED T8	G13-bipin	48	3500	83	50,000	270	ballast	Listed
LEDT8-17-830-B-FHF	LED T8	G13-bipin	48	3000	83	50,000	270	ballast	Listed
LEDT8-22-850-B-xSx	LED T8	G13-bipin	48	5000	83	50,000	270	ballast	-
LEDT8-22-840-B-xSx	LED T8	G13-bipin	48	4000	83	50,000	270	ballast	-
LEDT8-22-835-B-xSx	LED T8	G13-bipin	48	3500	83	50,000	270	ballast	-
LEDT8-22-830-B-xSx	LED T8	G13-bipin	48	3000	83	50,000	270	ballast	-

Note: Lamps operate at 120,277 and 377VAC using the existing T8 electronic instant start ballast, T8 electric program rapid start ballast and T12 magnetic ballast. Lamp wattage and Lumens noted in chart are based on operation with standard T8 Instant Start ballast.

Photometric testing is consistent with IES-LM-79 and tested to L70 requirements.

* DLC qualified on Instant start ballast operation only.

See Warranty for terms and conditions. Information is subject to change without notice.

Part number designation:

F - Fixed or R - Rotatable locking end caps ———— - xxx
 S - Standard or H - High Performance ————
 High Performance = DLC Qualified models
 C - Clear or F – Frosted Lens ————