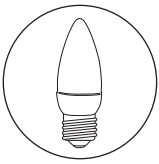



Torpedos Globes T-Capsules

TORPEDO LAMP, ELECTRONIC, NPF, 8,000 HOUR




Item Number	ENERGY STAR®	Item Description	Unit/Ballast Watts	Incandescent Comparison (Watts)	Initial Lumens	CCT (Kelvin)	CRI	MOL/Height (Inches)	Diameter/Width (Inches)	Base Type	Case Quantity
10702		2 Watt Torpedo	2	10	80	2700	82	4.4	1.4	E26	12
10702C		2 Watt Torpedo CAND	2	10	80	2700	82	4.4	1.4	E12	12
10704		4 Watt Torpedo	4	15	195	2700	82	4.4	1.4	E26	12
10704C		4 Watt Torpedo CAND	4	15	195	2700	82	4.4	1.4	E12	12
10709		9 Watt Torpedo	9	40	425	2700	82	4.8	1.7	E26	12
10709C		9 Watt Torpedo Lamp	9	40	425	2700	82	4.8	1.7	E12	12
10714		14 Watt Torpedo Lamp	14	60	720	2700	82	5.4	1.7	E26	12
10714C		14 Watt Torpedo Lamp CAND	14	60	720	2700	82	5.4	1.7	E12	12

GLOBE LAMP, ELECTRONIC, 8,000 HOUR



1G1002		2 Watt G10 Globe	2	10	80	2700	82	3.0	1.5	E26	24
1G1002C		2 Watt G10 Globe CAND	2	10	80	2700	82	3.0	1.5	E12	24
1G2002		2 Watt G20 Globe	2	15	170	2700	82	3.6	2.5	E26	12
1G2002C		2 Watt G20 Globe CAND	2	15	170	2700	82	3.6	2.5	E12	12
1G2004		4 Watt G20 Globe	4	25	210	2700	82	3.6	2.5	E26	12
1G2004C		4 Watt G20 Globe CAND	4	25	210	2700	82	3.6	2.5	E12	12
1G2504	★	4 Watt G25 Globe	4	25	250	2700	82	4.0	3.1	E26	12
1G2504C		4 Watt G25 Globe CAND	9	40	250	2700	82	4.0	3.1	E12	12
1G2509	★	9 Watt G25 Globe	9	40	520	2700	82	4.4	3.1	E26	12
1G2509C		9 Watt G25 Globe CAND	9	40	520	2700	82	4.4	3.1	E12	12
2G2514	★	14 Watt G25 Globe	14	60	800	2700	82	4.4	3.1	E26	12
1G3009		9 Watt G30 Globe	9	40	495	2700	82	5.0	3.7	E26	12
1G3014	★	14 Watt G30 Globe	14	60	800	2700	82	5.0	3.7	E26	12
1G3019	★	19 Watt G30 Globe	19	75	1100	2700	82	5.0	3.7	E26	12
1G3023		23 Watt G30 Globe	23	100	1200	2700	82	5.9	3.7	E26	12
1G4014	★	14 Watt G40 Globe	14	60	800	2700	82	6.8	5.0	E26	12
1G4019	★	19 Watt G40 Globe	19	75	1100	2700	82	6.8	5.0	E26	12
1G4023		23 Watt G40 Globe	23	100	1300	2700	82	6.8	5.2	E26	12

T-CAPSULE LAMP, ELECTRONIC, 8,000 HOUR



1T2004	★	4 Watt T20 Capsule	4	25	250	2700	82	4.8	2.5	E26	12
1T2009	★	9 Watt T20 Capsule	9	40	520	2700	82	5.0	2.5	E26	12
1T2014	★	14 Watt T20 Capsule	14	60	800	2700	82	5.4	2.5	E26	12
1T2409	★	9 Watt T24 Capsule	9	40	520	2700	82	5.2	2.8	E26	6
1T2414	★	14 Watt T24 Capsule	14	60	900	2700	82	5.2	2.8	E26	6
1T2419		19 Watt T24 Capsule	19	75	1100	2700	82	5.6	2.8	E26	6
1T2423		23 Watt T24 Capsule	23	100	1200	2700	82	6.3	2.8	E26	6

800.324.1496 | tcp.com

Compact Fluorescent Lamps

2010 LAMPS & BALLASTS
Fall/Winter Catalog