

250 watt  
LED/CFL models  
NOW AVAILABLE

# Lutron C·L® dimmers

Solve the challenges of light bulb compatibility



NEW Diva® 250W C·L dimmer



NEW Ariadni® 250W C·L dimmer

Works with:



LED

CFL



Inc.

Hal.

- **C·L technology provides superior dimming**
  - Works with dimmable LEDs and CFLs, and incandescent/halogen bulbs—**even mixed on the same circuit**
  - Helps future proof your dimmer installation as the lamp landscape changes from incandescent bulbs to LED bulbs
  - High-performance dimming minimizes problems like flicker, shimmer, and pop-on seen with other dimmers
- **Works with the largest selection of tested and UL Listed LEDs and CFLs—nearly 500 bulbs**
- **Available in 5 styles and 27 colors; 250W models in select styles**

Check out our videos:

- Why C·L?
- Easy installation



Ariadni



Skylark®



Skylark Contour®



Diva



Maestro®

































# Save time and money: Lutron C·L® technology offers one reliable dimmer for all dimmable light bulbs

## Lutron C·L technology means no callbacks

Only Lutron C·L dimmers alleviate the challenges of controlling today's new light bulbs

### LED and CFL Dimmer Performance Comparison

	Company A	Company B	Company C	Company D	Lutron
Large list of compatible bulbs					
Large dimming range					
Minimizes flicker, shimmer, pop-on					
Ease of adjustment					
Tolerates power line noise					
Quiet — low dimmer noise					

 Poor



## Superior Performance

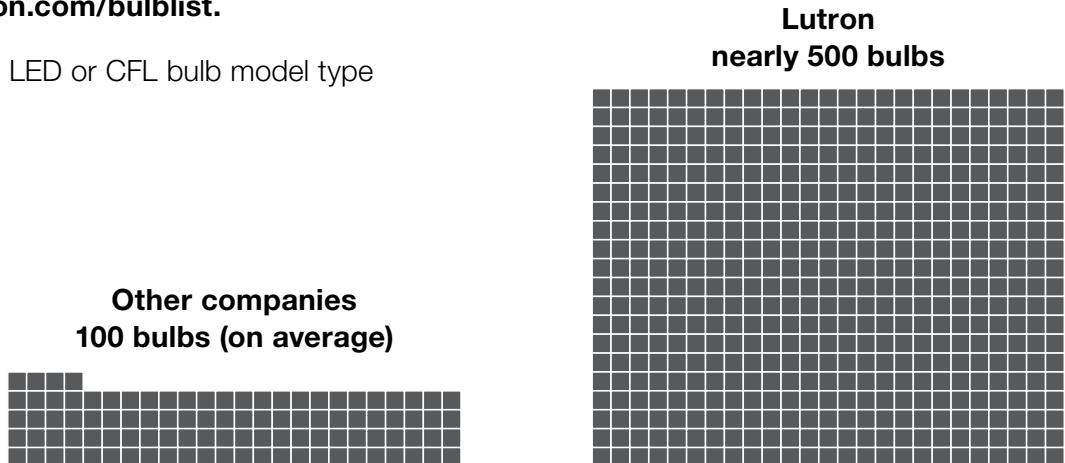
- HED™ microprocessor technology means compatibility with the broadest range of bulbs. See the compatible bulb list at [www.lutron.com/bulblist](http://www.lutron.com/bulblist).
- Offers superior light stability, easy low-end adjustment, and long-life performance (designed to last 10 years).
- Works with all temperature ratings of wires—safe for older homes and new construction.
- 250W C·L dimmers are designed to guarantee 1% dimming with Lutron 2-wire forward phase Hi-lume® A-Series LED drivers for LED fixtures, cove lighting, and under cabinet lighting.

# Lutron C·L® dimmer product information

## Light bulb compatibility


- UL Listed to control nearly 500 different LED and CFL light bulbs. The bulb list is available at [www.lutron.com/bulblast](http://www.lutron.com/bulblast).

■ = unique LED or CFL bulb model type



## Select the right dimmer for your application


### When to choose a 150W dimmer

Typical Scenario: 10 x  (12W) = 120W  
Same brightness as 600W of incandescent bulbs

Typical Applications:

- Kitchen
- Dining room
- Private Office

### When to choose a 250W dimmer

Typical Scenario: 10 x  (19W) = 190W  
Same brightness as 1200W of incandescent bulbs

Typical Applications:

- Ballroom
- Hotel Lobby
- Restaurant

## Lutron C·L dimmers available in a range of styles and colors

- All dimmers are 3-way/single pole



Ariadni®  
in White

Skylark®  
in Ivory

Skylark Contour®  
in Gray

Diva®  
in Sea Glass






Maestro®  
in Terracotta

# Lutron offers the largest line of colors available



Available in 27 colors: 7 gloss and 20 satin colors

## Ordering information — C·L® dimmers

	Model number	Specifications
 Ariadni®	AYCL-153P-XX*	120V 3-way/single pole 150W dimmable CFL/LED, 600W incandescent/halogen
	AYCL-253P-XX*	120V 3-way/single pole 250W dimmable CFL/LED, 600W incandescent/halogen 350W Lutron Hi-lume® A-Series LED driver (max. 8 drivers)
 Skylark®	SCL-153P-XX*	120V 3-way/single pole 150W dimmable CFL/LED, 600W incandescent/halogen
 Skylark Contour®	CTCL-153P-XX*	120V 3-way/single pole 150W dimmable CFL/LED, 600W incandescent/halogen
 Diva®	DVCL-153P-XX*	120V 3-way/single pole
	DVSCCL-153P-YY*	150W dimmable CFL/LED, 600W incandescent/halogen
	DVCL-253P-XX*	120V 3-way/single pole
	DVSCCL-253P-XX*	250W dimmable CFL/LED, 600W incandescent/halogen 350W Lutron Hi-lume® A-Series LED driver (max. 8 drivers)
 Maestro®	MACL-153M-ZZ*	120V muti-location/3-way/single pole 150W dimmable CFL/LED, 600W incandescent/halogen

3-way dimmers work with mechanical 3-way switches

Multi-location dimmers work with up to nine companion dimmers

\* XX denotes gloss color suffix

\* YY denotes Satin Colors® Suffix

\* ZZ denotes gloss or Satin Colors suffix

