









Dimmable CFL & LED bulbs

Compatible with C·L® dimmers

List updated September 12, 2013
 For the most up-to-date list, visit
www.lutron.com/dimcflled

Table of Contents

| | | |
|--|-------------|---|
| Maestro® occupancy sensor C·L dimmers | |  |
| • LED Bulbs | pages 1–10 | |
| • CFL Bulbs | pages 11–12 | |
| <hr/> | | |
| Maestro C·L dimmers | |  |
| • LED Bulbs | pages 13–24 | |
| • CFL Bulbs | pages 25–26 | |
| <hr/> | | |
| Diva® C·L dimmers | |  |
| • LED Bulbs | pages 27–35 | |
| • CFL Bulbs | pages 36–37 | |
| <hr/> | | |
| Skylark Contour® C·L dimmers | |  |
| • LED Bulbs | pages 27–35 | |
| • CFL Bulbs | pages 36–37 | |
| <hr/> | | |
| Skylark® C·L dimmers | |  |
| • LED Bulbs | pages 27–35 | |
| • CFL Bulbs | pages 36–37 | |
| <hr/> | | |
| Lumea® C·L dimmers | |  |
| • LED Bulbs | pages 27–35 | |
| • CFL Bulbs | pages 36–37 | |
| <hr/> | | |
| Toggler® C·L dimmers | |  |
| • LED Bulbs | pages 27–35 | |
| • CFL Bulbs | pages 36–37 | |
| <hr/> | | |
| Credenza® C·L dimmers | |  |
| • LED Bulbs | page 38 | |
| • CFL Bulbs | page 39 | |

This list is intended to be used as a guide when selecting bulbs to be used with Lutron C·L dimmers. Lutron C·L dimmers have been evaluated by UL and meet applicable safety standards. They have been tested by Lutron for dimming compatibility with bulbs contained on the list. Please be aware that bulb manufacturers can modify their bulbs at any time, without notice to Lutron, and therefore Lutron cannot ensure future compatibility. For more detailed and up to date bulb specifications, performance and/or any related recall information, visit the bulb manufacturer's website.

Dimmable CFL & LED bulbs

Compatible with C•L® dimmers

List updated September 12, 2013
For the most up-to-date list, visit
www.lutron.com/dimcflled



LED bulbs for Maestro® occupancy sensor C•L dimmers

Maestro occupancy sensor C•L: MSCL-OP153M, MSCL-VP153M



| Brand | Wattage | Model | Description |
|----------------------------|--------------------|------------------------------------|---|
| Commercial Electric | 12.5W | CE-JB6-650L-27K (T67) | 6" Downlight, 650 Lumen, Soft White, 2700K |
| | 12.5W | CE-JB4-600L-27K (T47) | 4" Downlight, 600 Lumen, Soft White, 2700K |
| Cooper Lighting | 9.4W | RL560WH-R | Halo® Downlight, 600 Lumen, Warm White, 3000K |
| Cree | 6W | BA19-04527OMF-12DE26-1U100 | A19, 450 Lumen, Warm Soft White, 2700K, Medium base |
| | 9W | BA19-08050OMF-12DE26-1U100 | A19, 800 Lumen, Daylight, 5000K, Medium base |
| | 9.5W | BA19-08027OMF-12DE26-1U100 | A19, 800 Lumen, Warm Soft White, 2700K, Medium base |
| | 9.5W | BR30-06527FLF-12DE26-1U100 | BR30, Soft White, 2700K |
| | 9.5W | CR4-575L | 4" Downlight, 2700K, Medium Base |
| | 9.5W | CR6 | 6" Downlight, 2700K, Medium Base |
| | 9.5W | CR6-GU24 | 6" Downlight, 2700K, GU24 Base |
| EcoSmart | 6W | ECS GP19 WW 40WE 120 [†] | A19, 3000K |
| | 7W | ECS 25 40WE W27 120 [†] | G25, Soft White |
| | 8W | ECS A19 WW 40WE 120 [†] | A19, 3000K, 450 Lumen |
| | 8W | ECS A19 CW 40WE 120 [†] | A19, 5000K, 480 Lumen |
| | 8W | ECS A19 V1 WW 120 | A19, Warm White, 3000K |
| | 8W | ECS A19 V1 CW 120 | A19, Daylight, 5000K |
| | 8W | ECS BR20 50WE W27 120 | BR20, Soft White |
| | 8W | ECS 19 WW 120 [†] | A19, Warm White, 3000K |
| | 8W | ECS 19 CW 120 [†] | A19, Cool White, 5000K |
| | 8W | ECS 25 WW 120 | G25, Warm White, 3000K |
| | 8W | ECS 20 WW FL 50WE 120 [†] | PAR20, 3000K, 450 Lumen |
| | 8W | ECS 20 CW FL 50WE 120 [†] | PAR20, 5000K, 490 Lumen |
| | 8W | ECS 20 WW FL 120 | PAR20, Warm White, 3000K |
| | 8W | ECS 20 CW FL 120 | PAR20, Daylight, 5000K, 490 Lumen |
| | 9.5W | ECO4-575L | 4" Downlight, 2700K, Medium Base |
| | 9.5W | ECO4-575L-50K | 4" Downlight, 5000K, Medium Base |
| 9.5W | ECO4-575L-50K-GU24 | 4" Downlight, 5000K, GU24 Base | |

[†] Requires a minimum of 2 lamps

Dimmable CFL & LED bulbs

Compatible with C•L® dimmers

List updated September 12, 2013
For the most up-to-date list, visit
www.lutron.com/dimcflled



LED bulbs for Maestro® occupancy sensor C•L dimmers

Maestro occupancy sensor C•L: MSCL-OP153M, MSCL-VP153M



| Brand | Wattage | Model | Description |
|----------|----------------|------------------------------------|---|
| EcoSmart | 9.5W | ECO-575L | 6" Downlight, 2700K, Medium Base |
| | 9.5W | ECO-575L-GU24 | 6" Downlight, 2700K, GU24 Base |
| | 9.5W | ECO-575L-50K-GU24 | 6" Downlight, 5000K, GU24 Base |
| | 11.5W | ECS BR30 65WE W27 120 [†] | BR30, Soft White |
| | 12W | ECS A19 WW 60WE 120 [†] | A19, 3000K, 800 Lumen |
| | 12W | ECS A19 CW 60WE 120 [†] | A19, 5000K, 850 Lumen |
| | 13W | ECS A19 V2 WW 120 | A19, Warm White, 3000K |
| | 13W | ECS A19 V2 CW 120 | A19, Daylight, 5000K |
| | 13W | ECS 30 WW FL 75WE 120 | PAR30, 3000K, 750 Lumen |
| | 13W | ECS 30 CW FL 75WE 120 | PAR30, 5000K, 810 Lumen |
| | 15W | ECS BR30 W27 FL 120 | BR30, Soft White, 2700K |
| | 15W | ECS 38 WW FL 90WE 120 | PAR38, 3000K, 900 Lumen |
| | 15W | ECS 38 CW FL 90WE 120 | PAR38, 5000K, 970 Lumen |
| | 16W | ECS BR40 W27 FL 120 [†] | BR40, Soft White, 2700K |
| | 17W | ECS 30 V2 WW FL 120 | PAR30, Warm White, 3000K |
| | 18W | ECS 38 WW FL 120 [†] | PAR38, Warm White, 3000K |
| | 18W | ECS 38 CW FL 120 [†] | PAR38, Daylight, 5000K |
| | 24W | ECS 38 V2 WW FL 120 | PAR38, Warm White, 3000K |
| Feit | 3.5W | CFCDM/LED [†] | Candle, Flame Tip Clear, 3000K, Candelabra Base |
| | 3.5W | EFCDM/LED [†] | Candle, Flame Tip Clear, 3000K, Medium Base |
| | 4.8W | CFCDM/300/LED ^{††} | Candle, 3000K, 310 Lumen, Candelabra Base |
| | 4.8W | EFCDM/300/LED ^{††} | Candle, 3000K, 310 Lumen, Medium Base |
| | 7.5W | PAR20DM/LED | PAR20, 3000K |
| | 7.5W | PAR20DM/5K/LED | PAR20, 5000K |
| | 8W | A19/DM/LED | A19, 3000K |
| | 8W | A19DM/5K/LED | A19, 5000K |
| | 8W | A19/DM/GU24/LED | A19, 3000K, GU24 Base |
| 8W | A19/DM/LED/CAN | A19 | |

[†] Requires a minimum of 2 lamps
^{††} Requires a minimum of 3 lamps

Dimmable CFL & LED bulbs

Compatible with C•L® dimmers

List updated September 12, 2013
For the most up-to-date list, visit
www.lutron.com/dimcflled



LED bulbs for Maestro® occupancy sensor C•L dimmers

Maestro occupancy sensor C•L: MSCL-OP153M, MSCL-VP153M



| Brand | Wattage | Model | Description |
|-------|---------|-----------------------|--|
| Feit | 8W | A19/DM/LED/RP/CAN | A19 |
| | 8W | BPCEA19/DM/LED | A19 |
| | 9.5W | PAR20/5K/LEDG5 | PAR20, 5000K |
| | 9.5W | PAR20/5K/LEDG5/CAN | PAR20, 5000K |
| | 9.5W | PAR20/LEDG5 | PAR20, 3000K, 450 Lumen |
| | 9.5W | PAR20/LEDG5/CAN | PAR20 |
| | 9.5W | BPCER20/DM/LED | PAR20 |
| | 10W | G25/DM/LED† | G25, 3000K |
| | 13.5W | A19DM/800/LED | A19, 3000K |
| | 13.5W | A19/OM800/LED | A19, 3000K, Omni Directional |
| | 13.5W | A19/OM800/5K/LED | A19, 5000K, Omni Directional |
| | 13.5W | BPCEA19/OM800/LED | A19, Omni Directional |
| | 13.5W | BPCEA19/OM800/LED/CAN | A19, Omni Directional |
| | 15W | BPCEPAR30/LEDG5 | PAR30 |
| | 15W | PAR30L/5K/LEDG5 | PAR30, 5000K |
| | 15W | PAR30L/5K/LEDG5/CAN | PAR30, 5000K |
| | 15W | PAR30L/LEDG5 | PAR30 |
| | 15W | PAR30L/LEDG5/CAN | PAR30 |
| | 16W | A19/OM1100R/LED | A19, 3000K, 1100 Lumen, Omni Directional |
| | 17W | BR40/DM/LED† | BR40, 2700K, 1065 Lumen |
| | 18W | PAR38DM/5K/LED | PAR38, 5000K |
| | 18W | PAR38DM/LED | PAR38, 3000K |
| | 18W | 18PAR38/DM/LED | PAR38, 3000K |
| | 20W | BPCEPAR38/LEDG5 | PAR38 |
| | 20W | PAR38/5K/LEDG5 | PAR38, 5000K |
| | 20W | PAR38/LEDG5/CAN | PAR38 |
| | 20W | PAR38/5K/LEDG5/CAN | PAR38, 5000K |
| | 20W | PAR38/LEDG5 | PAR38 |

† Requires a minimum of 2 lamps

Dimmable CFL & LED bulbs

Compatible with C•L® dimmers

List updated September 12, 2013
For the most up-to-date list, visit
www.lutron.com/dimcflled



LED bulbs for Maestro® occupancy sensor C•L dimmers

Maestro occupancy sensor C•L: MSCL-OP153M, MSCL-VP153M



| Brand | Wattage | Model | Description |
|-------------------------|--------------------|----------------------------|---------------------------------------|
| GE | 10W | LED10DP30S830/20 | PAR30, 3000K, Short Neck, Silver Base |
| | 10W | LED10DP30S827/20 | PAR30, 2700K, Short Neck, Silver Base |
| | 10W | LED10DP30W827/20 | PAR30, 2700K, Short Neck, White Base |
| Lighting Science | 8W | DFN 19 CW 120† | A19, Cool White, 5000K |
| | 8W | DFN 19 NW 120† | A19, Neutral White, 4000K |
| | 8W | DFN 19 W27 120† | A19, Warm White, 2700K |
| | 8W | DFN 19 WW 120† | A19, Warm White, 3000K |
| | 8W | DFN A19 V1 CW 120 | A19, Cool White, 5000K |
| | 8W | DFN A19 V1 NW 120 | A19, Neutral White, 4000K |
| | 8W | DFN A19 V1 W27 120 | A19, Warm White, 2700K |
| | 8W | DFN A19 V1 WW 120 | A19, Warm White, 3000K |
| | 8W | DFN 20 CW FL 120 | PAR20, Cool White, 5000K |
| | 8W | DFN 20 NW FL 120 | PAR20, Neutral White, 4000K |
| | 8W | DFN 20 W27 FL 120 | PAR20, Warm White, 2700K |
| | 8W | DFN 20 WW FL 120 | PAR20, Warm White, 3000K |
| | 8W | DFN 20 CW NFL 120 | PAR20, Cool White, 5000K |
| | 8W | DFN 20 NW NFL 120 | PAR20, Neutral White, 4000K |
| | 8W | DFN 20 W27 NFL 120 | PAR20, Warm White, 2700K |
| | 8W | DFN 20 WW NFL 120 | PAR20, Warm White, 3000K |
| | 8W | DFN 25 CW 120 | G25, Cool White, 5000K |
| | 8W | DFN 25 NW 120 | G25, Neutral White, 4000K |
| | 8W | DFN 25 W27 120 | G25, Warm White, 2700K |
| | 8W | DFN 25 WW 120 | G25, Warm White, 3000K |
| | 13.5W | DFN A19 V2 CW 120 | A19, Cool White, 5000K |
| | 13.5W | DFN A19 V2 NW 120 | A19, Neutral White, 4000K |
| | 13.5W | DFN A19 V2 W27 120 | A19, Warm White, 2700K |
| 13.5W | DFN A19 V2 WW 120 | A19, Warm White, 3000K | |
| 15W | DFN BR30 CW FL 120 | BR30, Cool White, 5000K | |
| 15W | DFN BR30 NW FL 120 | BR30, Neutral White, 4000K | |

† Requires a minimum of 2 lamps

Dimmable CFL & LED bulbs

Compatible with C•L® dimmers

List updated September 12, 2013
For the most up-to-date list, visit
www.lutron.com/dimcflled



LED bulbs for Maestro® occupancy sensor C•L dimmers

Maestro occupancy sensor C•L: MSCL-OP153M, MSCL-VP153M



| Brand | Wattage | Model | Description |
|------------------|---------|-----------------------|-----------------------------|
| Lighting Science | 15W | DFN BR30 W27 FL 120 | BR30, Warm White, 2700K |
| | 15W | DFN BR30 WW FL 120 | BR30, Warm White, 3000K |
| | 16W | DFN BR40 CW 120† | BR40, Cool White, 5000K |
| | 16W | DFN BR40 NW 120† | BR40, Neutral White, 4000K |
| | 16W | DFN BR40 W27 120† | BR40, Warm White, 2700K |
| | 16W | DFN BR40 WW 120† | BR40, Warm White, 3000K |
| | 17W | DFN 30 CW V2 FL 120 | PAR30, Cool White, 5000K |
| | 17W | DFN 30 NW V2 FL 120 | PAR30, Neutral White, 4000K |
| | 17W | DFN 30 W27 V2 FL 120 | PAR30, Warm White, 2700K |
| | 17W | DFN 30 WW V2 FL 120 | PAR30, Warm White, 3000K |
| | 17W | DFN 30 CW V2 NFL 120 | PAR30, Cool White, 5000K |
| | 17W | DFN 30 NW V2 NFL 120 | PAR30, Neutral White, 4000K |
| | 17W | DFN 30 W27 V2 NFL 120 | PAR30, Warm White, 2700K |
| | 17W | DFN 30 WW V2 NFL 120 | PAR30, Warm White, 3000K |
| | 18W | DFN 38 CW FL 120† | PAR38, Cool White, 5000K |
| | 18W | DFN 38 NW FL 120† | PAR38, Neutral White, 4000K |
| | 18W | DFN 38 W27 FL 120† | PAR38, Warm White, 2700K |
| | 18W | DFN 38 WW FL 120† | PAR38, Warm White, 3000K |
| | 18W | DFN 38 CW NFL 120† | PAR38, Cool White, 5000K |
| | 18W | DFN 38 NW NFL 120† | PAR38, Neutral White, 4000K |
| | 18W | DFN 38 W27 NFL 120† | PAR38, Warm White, 2700K |
| | 18W | DFN 38 WW NFL 120† | PAR38, Warm White, 3000K |
| | 24W | DFN 38 CW V2 FL 120 | PAR38, Cool White, 5000K |
| | 24W | DFN 38 NW V2 FL 120 | PAR38, Neutral White, 4000K |
| | 24W | DFN 38 W27 V2 FL 120 | PAR38, Warm White, 2700K |
| | 24W | DFN 38 WW V2 FL 120 | PAR38, Warm White, 3000K |
| | 24W | DFN 38 CW V2 NFL 120 | PAR38, Cool White, 5000K |
| | 24W | DFN 38 NW V2 NFL 120 | PAR38, Neutral White, 4000K |
| | 24W | DFN 38 W27 V2 NFL 120 | PAR38, Warm White, 2700K |
| | 24W | DFN 38 WW V2 NFL 120 | PAR38, Warm White, 3000K |

† Requires a minimum of 2 lamps

Dimmable CFL & LED bulbs

Compatible with C•L® dimmers

List updated September 12, 2013
For the most up-to-date list, visit
www.lutron.com/dimcflled



LED bulbs for Maestro® occupancy sensor C•L dimmers

Maestro occupancy sensor C•L: MSCL-OP153M, MSCL-VP153M



| Brand | Wattage | Model | Description |
|----------------|------------|-------------------------|--------------------------------------|
| Lumapro | 8W | 8A19/LED/DIM/30† | A19, Warm White, 3000K (6GEM2) |
| | 8W | 8A19/LED/DIM/50† | A19, Cool White, 5000K (6GEM3) |
| | 8W | 8PAR20/LED/DIM30/NFL | PAR20, Warm White, 3000K (6GEM4) |
| | 8W | 8PAR20/LED/DIM50/NFL | PAR20, Cool White, 5000K (6GEM5) |
| | 18W | 18PAR38/LED/DIM/30/NFL† | PAR38, Warm White, 3000K |
| | 18W | 18PAR38/LED/DIM/50/NFL† | PAR38, Cool White, 5000K |
| Philips | 6W | 9290002242 | MR16, 3000K, 300 Lumen, GU10 base |
| | 7W | 7E26PAR20-E | PAR20, 2700K |
| | 7W | 7E26PAR20D-1 | PAR20, 2700K, 280 Lumen, Medium Base |
| | 7W | 9290002020 | PAR20, 2700K, 280 Lumen, Medium Base |
| | 7W | 7E26A55-E | A19, 2700K, 240 Lumen |
| | 8W | 9E26A19DCCAAAA | A19, 2700K, 507 Lumen |
| | 8W | 9290002295 | A19, 5000K |
| | 8W | 9290002267 | A19, 2700K, 478 Lumen |
| | 8W | 9290002329 | PAR20, 3000K, 280 Lumen, Medium base |
| | 8W | 9290002330 | PAR20 |
| | 8W | 9290002331 | PAR20 |
| | 8W | 9290002332 | PAR20 |
| | 8W | 9290002333 | PAR20 |
| | 8W | 9290002334 | PAR20 |
| | 8W | 9290002335 | PAR20 |
| | 8W | 9290002192 | R20, 2700K, 530 Lumen, Medium base |
| | 11W | 9290002296 | A19, 5000K, 830 Lumen |
| | 11W | 9290002268 | A19, 2700K, 908 Lumen |
| | 12.5W | 12E26A60 | A19, 2700K |
| | 12.5W | 9290001829 | A19, 2700K, 908 Lumen |
| | 12W | 12E26PAR30L-E2 | PAR30, 3000K |
| | 13W | 13E26B30DAAABAA | BR30, 3000K |
| 13W | 9290002323 | PAR30 | |

† Requires a minimum of 2 lamps

Dimmable CFL & LED bulbs

Compatible with C•L® dimmers

List updated September 12, 2013
 For the most up-to-date list, visit
www.lutron.com/dimcflled



LED bulbs for Maestro® occupancy sensor C•L dimmers

Maestro occupancy sensor C•L: MSCL-OP153M, MSCL-VP153M



| Brand | Wattage | Model | Description |
|---------|---------|---------------|--------------------------------------|
| Philips | 13W | 9290002201 | PAR30, 3000K, 804 Lumen |
| | 13W | 9290002233 | PAR30, 2700K, 784 Lumen |
| | 13W | 9290002234 | PAR30, 2700K, 770 Lumen |
| | 13W | 9290002197 | BR30, 2700K, 721 Lumen |
| | 14.5W | 9290002199 | BR40, 2700K, 832 Lumen |
| | 17W | 17E26A21D | A21, 2700K |
| | 17W | 9290002018 | A21, 2700K |
| | 17W | 17E26PAR38-E2 | PAR38, 3000K |
| | 18W | 9290002202 | PAR38, 3000K, 951 Lumen, Medium Base |
| | 18W | 9290002245 | PAR38, 2700K, 938 Lumen |
| | 18W | 18E26PAR38-4 | PAR38 |
| | 18W | 18E26PAR38-3 | PAR38 |
| | 18W | 9290002236 | PAR38 |
| | 18W | 9290002237 | PAR38 |
| | 18W | 9290002246 | PAR38 |
| | 18W | 9290002307 | PAR38 |
| | 18W | 9290002308 | PAR38 |
| | 18W | 9290002309 | PAR38 |
| | 18W | 9290002310 | PAR38 |
| | 18W | 9290002311 | PAR38 |
| | 19.5W | 9290002251 | PAR38 |
| | 19.5W | 9290002321 | PAR38 |
| | 19.5W | 9290002322 | PAR38 |
| | 19.5W | 9290002291 | PAR38 |
| | 19.5W | 9290002312 | PAR38 |
| | 19.5W | 9290002313 | PAR38 |
| | 19.5W | 9290002314 | PAR38 |
| | 19.5W | 9290002315 | PAR38 |
| | 19.5W | 9290002316 | PAR38 |

Dimmable CFL & LED bulbs

Compatible with C·L® dimmers

List updated September 12, 2013
For the most up-to-date list, visit
www.lutron.com/dimcflled



LED bulbs for Maestro® occupancy sensor C·L dimmers

Maestro occupancy sensor C·L: MSCL-OP153M, MSCL-VP153M



| Brand | Wattage | Model | Description |
|----------|---------------------------|------------------------------|--|
| Philips | 19.5W | 9290002317 | PAR38 |
| | 19.5W | 9290002252 | PAR38 |
| | 19.5W | 9290002253 | PAR38 |
| | 22W | 9290002290 | A21, 2700K, 1780 Lumen, Medium base |
| Sylvania | 8W | LED8A15/DIM/827† | A15, 2700K, 450 Lumen, Medium Base |
| | 8W | LED8A15C/DIM/827† | A15, 2700K, 450 Lumen, Candelabra Base |
| | 8W | LED8A/DIM/F/830† | A19, 3000K |
| | 8W | LED8A/DIM/F/827† | A19, 2700K |
| | 8W | LED8PAR20/DIM/830/NFL25 | PAR 20, 3000K |
| | 8W | LED8PAR20/DIM/830/FL36 | PAR 20, 3000K |
| | 8W | LED8PAR20/DIM/827/NFL25 | PAR 20, 2700K |
| | 8W | LED8PAR20/DIM/827/FL36 | PAR 20, 2700K |
| | 8W | LED8G25/DIM/F/830 | G25, 3000K |
| | 8W | LED8G25/DIM/F/827 | G25, 2700K |
| | 9W | LED/550/RT4/830/FL80/WRFL† | 4" Downlight, 3000K |
| | 9W | LED/550/RT4/827/FL80/WRFL† | 4" Downlight, 2700K |
| | 10W | LED10PAR20/DIM//P/930/FL30 | PAR20, 3000K, 550 Lumen |
| | 12W | LED12A19/DIM/O/827 | A19, 2700K, 820 Lumen |
| | 14W | LED14A19/DIM/O/827 | A19, 2700K, 1100 Lumen |
| | 15W | LED15PAR30/DIM/P/930/FL40 | PAR30, 3000K |
| | 15W | LED15PAR30LN/DIM/827/FL40 | PAR30, 2700K |
| | 15W | LED15PAR30LN/DIM/830/NFL25 | PAR30, 3000K |
| | 17W | LED17PAR30LN/DIM/P/930/NFL25 | PAR30, 3000K, 900 Lumen |
| | 18W | LED18PAR38/DIM/827/FL40 | PAR38, 2700K, 860 Lumen |
| 18W | LED18PAR38/DIM/830/NFL25 | PAR38, 3000K, 900 Lumen | |
| 18W | LED18PAR38/DIM/830/FL40 | PAR38, 3000K, 900 Lumen | |
| 21W | LED21PAR38/DIM/P/930/FL30 | PAR38, 3000K, 1100 Lumen | |

† Requires a minimum of 2 lamps

Dimmable CFL & LED bulbs

Compatible with C·L® dimmers

List updated September 12, 2013
For the most up-to-date list, visit
www.lutron.com/dimcflled



LED bulbs for Maestro® occupancy sensor C·L dimmers

Maestro occupancy sensor C·L: MSCL-OP153M, MSCL-VP153M



| Brand | Wattage | Model | Description |
|-----------|----------------------|------------------------------|---|
| Utilitech | 3.5W | LCFCDM/LED [†] | Candle, Flame Tip Clear, 3000K, Candelabra Base |
| | 3.5W | LEFCDM/LED [†] | Candle, Flame Tip Clear, 3000K, Medium Base |
| | 4.8W | LCFCDM/300/LED ^{††} | Candle, 3000K, 310 Lumen, Candelabra Base |
| | 7.5W | LPAR20DM/LED | PAR20, 3000K |
| | 7.5W | LPAR20DM/5K/LED | PAR20, 5000K |
| | 8W | LA19DM/LED | A19, 3000K |
| | 8W | LA19DM/5K/LED | A19, 5000K |
| | 8W | LA19DM/GU24/LED | A19, 3000K, GU24 |
| | 9.5W | LPAR20/LEDG5 | PAR20, 3000K, 450 Lumen |
| | 9.5W | LPAR20/5K/LEDG5 | PAR20, 5000K, 500 Lumen |
| | 10W | LG25/DM/LED [†] | G25, 3000K |
| | 13.5W | LA19DM/800/LED | A19, 3000K |
| | 13.5W | LA19/OM800/LED | A19, 3000K, 800 Lumen, Omni Directional |
| | 15W | LPAR30L/LEDG5 | PAR30, 3000K, 790 Lumen |
| | 15W | LPAR30L/5K/LEDG5 | PAR30, 5000K, 800 Lumen |
| | 16W | LA19/OM1100R/LED | A19, 3000K, 1100 Lumen, Omni Directional |
| | 17W | LBR40DM/LED [†] | BR40, 2700K, 1065 Lumen |
| | 17W | BPCEBR40/DM/LED [†] | BR40 |
| | 18W | LPAR38DM/LED | PAR38, 3000K |
| | 18W | LPAR38DM/5K/LED | PAR38, 5000K |
| | 20W | LPAR38/5K/LEDG5 | PAR38, 5000K, 1000 Lumen |
| | 20W | LPAR38/LEDG5 | PAR38 |
| | 23W | LPAR38/1400/LEDG5 | PAR38, 3000K, 1400 Lumen |
| 23W | LPAR38/1400/5K/LEDG5 | PAR38, 5000K, 1400 Lumen | |

[†] Requires a minimum of 2 lamps
^{††} Requires a minimum of 3 lamps

Dimmable CFL & LED bulbs

Compatible with C•L® dimmers

List updated September 12, 2013
 For the most up-to-date list, visit
www.lutron.com/dimcflled



LED bulbs for Maestro® occupancy sensor C•L dimmers

Maestro occupancy sensor C•L: MSCL-OP153M, MSCL-VP153M



| Brand | Wattage | Model | Description |
|--------------|---------|-------------------------|--------------------------|
| Westinghouse | 8W | 8A19/LED/DIM/30† | A19, Warm White, 3000K |
| | 8W | 8A19/LED/DIM/50† | A19, Cool White, 5000K |
| | 8W | 8PAR20/LED/DIM30/NFL | PAR20, Warm White, 3000K |
| | 8W | 8PAR20/LED/DIM50/NFL | PAR20, Warm White, 5000K |
| | 18W | 18PAR38/LED/DIM/30/NFL† | PAR38, 3000K |
| | 18W | 18PAR38/LED/DIM/50/NFL† | PAR38, 5000K |

† Requires a minimum of 2 lamps

Dimmable CFL & LED bulbs

Compatible with C•L® dimmers

List updated September 12, 2013
For the most up-to-date list, visit
www.lutron.com/dimcflled



CFL bulbs* for Maestro® occupancy sensor C•L dimmers

Maestro occupancy sensor C•L: MSCL-OP153M, MSCL-VP153M



| Brand | Wattage | Model | Description |
|----------|---------|----------------------|---|
| EcoSmart | 5W | 8TC05F†† | Candle, Torpedo Tip, 2700K, 200 Lumen |
| | 5W | 8TFC05F†† | Candle, Flame Tip, 2700K, 200 Lumen |
| | 5W | 8TC05†† | Candle, (ES5CCDF052, ES9CCDF052) |
| | 11W | BPESL11R20/DM/ESM | R20, Soft White |
| | 14W | 40114† | Spiral, Soft White (ES5M814DIM2, ES9M814DIM2) |
| | 14W | 2R2014DIM | R20, 2700K, 410 Lumen |
| | 15W | 2R3015DIM | R30 Flood, Soft White (ES5R315DIM2) |
| | 15W | 2R3015DIM50K | R30 Flood, Daylight (ES5R315DIM250K) |
| | 15W | 2R3015DIM35K | R30 Flood, Bright White (ES5R315DIM35K) |
| | 23W | 40123† | Spiral, Soft White (ES5M823DIM2) |
| Feit | 11W | BPESL11R20/DM | R20 |
| | 23W | BPESL23R40/DIM | R40 |
| GE | 26W | FLE26HT3/2/DV/SW | Spiral |
| | 26W | FLE26/2/DVR/40 | R40 |
| Philips | 20W | EL/A R40 Dim 20W | R40 |
| Sylvania | 5W | CF5EL/DEC/DIM† | Candle |
| | 5W | CF5EL/B10/827/L/DIM† | Candle |
| | 14W | CF14EL/TWIST/DIM | Spiral |
| | 24W | CF24EL/TWIST/DIM | Spiral |

* CFLs typically require a warmup period before their full dimming range is achieved.

† Requires a minimum of 2 lamps

†† Requires a minimum of 3 lamps

Dimmable CFL & LED bulbs

Compatible with C•L® dimmers

List updated September 12, 2013
For the most up-to-date list, visit
www.lutron.com/dimcflled



CFL bulbs* for Maestro® occupancy sensor C•L dimmers

Maestro occupancy sensor C•L: MSCL-OP153M, MSCL-VP153M



| Brand | Wattage | Model | Description |
|-------|-----------|--------------------|-------------------------------------|
| TCP | 5W | 8TC05F†† | Candle |
| | 5W | 8TFC05F†† | Candle, flame tip |
| | 14W | 40114† | Spiral |
| | 14W | 2R2014DIM | R20, 2700K, 410 Lumen |
| | 15W | 2R3015DIM | R30, Soft White, 2700K |
| | 16W | 4R3016TD | R30, TruDim, 2700K |
| | 16W | 4R3016TD30K | R30, TruDim, 3000K |
| | 16W | 4R3016TD35K | R30, TruDim, 3500K |
| | 16W | 4R3016TD41K | R30, TruDim, 4100K |
| | 16W | 4R3016TD50K | R30, TruDim, 5000K |
| | 16W | 4R3016TD65K | R30, TruDim, 6500K |
| | 23W | 40123† | Spiral |
| | Utilitech | 13W | LBP13TC/DM |
| 13W | | LBP13T/GU24/DM/27K | Spiral, 2700K, 900 Lumen, GU24 base |
| 11W | | LBP11R20DM | R20, Soft White, 2700K |
| 15W | | LBP15TDM | Spiral |
| 23W | | LBP23TDM | Spiral |
| 23W | | LBP23R40DM | R40 |

* CFLs typically require a warmup period before their full dimming range is achieved.

† Requires a minimum of 2 lamps

†† Requires a minimum of 3 lamps

Dimmable CFL & LED bulbs

Compatible with C•L® dimmers

List updated September 12, 2013
For the most up-to-date list, visit
www.lutron.com/dimcflled



LED bulbs for Maestro® C•L dimmers

Maestro C•L: MACL-153M



| Brand | Wattage | Model | Description |
|----------------------------|---------|----------------------------|---|
| Commercial Electric | 12.5W | CE-JB6-650L-27K (T67) | 6" Downlight, 650 Lumen, Soft White, 2700K |
| | 12.5W | CE-JB4-600L-27K (T47) | 4" Downlight, 600 Lumen, Soft White, 2700K |
| | 14.5W | CED6 WW 120 WH | 6" Downlight, White |
| Cooper | 9.4W | RL560WH-R | Halo® Downlight, 600 Lumen, Warm White, 3000K |
| | 13.8W | ML706827 | Halo 6" Retrofit Module 2700K |
| | 13.8W | ML706830 | Halo 6" Retrofit Module 3000K |
| | 13.8W | ML706835 | Halo 6" Retrofit Module 3500K |
| | 13.8W | ML706840 | Halo 6" Retrofit Module 4000K |
| Cree | 6W | BA19-04527OMF-12DE26-1U100 | A19, 450 Lumen, Warm Soft White, 2700K, Medium base |
| | 9W | BA19-08050OMF-12DE26-1U100 | A19, 800 Lumen, Daylight, 5000K, Medium base |
| | 9.5W | BA19-08027OMF-12DE26-1U100 | A19, 800 Lumen, Warm Soft White, 2700K, Medium base |
| | 9.5W | BR30-06527FLF-12DE26-1U100 | BR30, Soft White, 2700K |
| | 9.5W | CR4-575L | 4" Downlight, 2700K, Medium Base |
| | 9.5W | CR6 | 6" Downlight, 2700K, Medium Base |
| | 9.5W | CR6-GU24 | 6" Downlight, 2700K, GU24 Base |

Dimmable CFL & LED bulbs

Compatible with C·L® dimmers

List updated September 12, 2013
For the most up-to-date list, visit
www.lutron.com/dimcflled



LED bulbs for Maestro® C·L dimmers

Maestro C·L: MACL-153M



| Brand | Wattage | Model | Description |
|----------|---------|------------------------------------|-----------------------------------|
| EcoSmart | 6W | ECS GP19 WW 40WE 120 [†] | A19, 3000K |
| | 7W | ECS 25 40WE W27 120 | G25, Soft White |
| | 8W | ECS A19 V1 WW 120 | A19, Warm White, 3000K |
| | 8W | ECS A19 V1 CW 120 | A19, Daylight, 5000K |
| | 8W | ECS 19 WW 120 | A19, Warm White, 3000K |
| | 8W | ECS 19 CW 120 | A19, Cool White, 5000K |
| | 8W | ECS 25 WW 120 | G25, Warm White, 3000K |
| | 8W | ECS 20 WW FL 50WE 120 | PAR20, 3000K, 450 Lumen |
| | 8W | ECS 20 CW FL 50WE 120 | PAR20, 5000K, 490 Lumen |
| | 8W | ECS 20 WW FL 120 | PAR20, Warm White, 3000K |
| | 8W | ECS 20 CW FL 120 | PAR20, Daylight, 5000K, 490 Lumen |
| | 8W | ECS BR20 50WE W27 120 | BR20, Soft White |
| | 9.5W | ECO4-575L | 4" Downlight, 2700K, Medium Base |
| | 9.5W | ECO4-575L-50K | 4" Downlight, 5000K, Medium Base |
| | 9.5W | ECO4-575L-50K-GU24 | 4" Downlight, 5000K, GU24 Base |
| | 9.5W | ECO-575L | 6" Downlight, 2700K, Medium Base |
| | 9.5W | ECO-575L-GU24 | 6" Downlight, 2700K, GU24 Base |
| | 9.5W | ECO-575L-50K-GU24 | 6" Downlight, 5000K, GU24 Base |
| | 11.5W | ECS BR30 65WE W27 120 [†] | BR30, Soft White |
| | 12W | ECS A19 WW 60WE 120 | A19, 3000K, 800 Lumen |
| | 12W | ECS A19 CW 60WE 120 | A19, 5000K, 850 Lumen |
| | 13W | ECS A19 V2 WW 120 | A19, Warm White, 3000K |
| | 13W | ECS A19 V2 CW 120 | A19, Daylight, 5000K |
| | 13W | ECS 30 WW FL 75WE 120 | PAR30, 3000K, 750 Lumen |
| | 13W | ECS 30 CW FL 75WE 120 | PAR30, 5000K, 810 Lumen |
| | 15W | ECS BR30 W27 FL 120 | BR30, Soft White, 2700K |
| | 15W | ECS BR40 90WE W27 120 | BR40, Soft White |
| | 15W | ECS 30 WW FL 120 | PAR30, Warm White, 3000K |
| | 15W | ECS 30 CW FL 120 | PAR30, Daylight, 5000K |
| | 15W | ECS 38 WW FL 90WE 120 | PAR38, 3000K, 900 Lumen |
| | 15W | ECS 38 CW FL 90WE 120 | PAR38, 5000K, 970 Lumen |

[†] Requires a minimum of 2 lamps

Dimmable CFL & LED bulbs

Compatible with C·L® dimmers

List updated September 12, 2013
For the most up-to-date list, visit
www.lutron.com/dimcflled



LED bulbs for Maestro® C·L dimmers

Maestro C·L: MACL-153M



| Brand | Wattage | Model | Description |
|-----------------|----------------|---------------------|---|
| EcoSmart | 16W | ECS BR40 W27 FL 120 | BR40, Soft White, 2700K |
| | 17W | ECS 30 V2 WW FL 120 | PAR30, Warm White, 3000K |
| | 18W | ECS 38 WW FL 120 | PAR38, Warm White, 3000K |
| | 18W | ECS 38 CW FL 120 | PAR38, Daylight, 5000K |
| | 24W | ECS 38 V2 WW FL 120 | PAR38, Warm White, 3000K |
| Feit | 3.5W | CFCDM/LED† | Candle, Flame Tip Clear, 3000K, Candelabra Base |
| | 3.5W | EFCDM/LED† | Candle, Flame Tip Clear, 3000K, Medium Base |
| | 4.8W | CFCDM/300/LED† | Candle, 3000K, 310 Lumen, Candelabra Base |
| | 4.8W | EFCDM/300/LED† | Candle, 3000K, 310 Lumen, Medium Base |
| | 5W | MR16/GU10/DM/LED | MR16, GU10 Base |
| | 7.5W | PAR20DM/LED | PAR20, 3000K |
| | 7.5W | PAR20DM/5K/LED | PAR20, 5000K |
| | 8W | R20/DM/LED† | R20, 2700K, 450 Lumen |
| | 8W | R20DM/LED/CAN† | R20 |
| | 8W | BPCER20/DM/LED† | R20 |
| | 8W | A19/DM/LED | A19, 3000K |
| | 8W | A19DM/5K/LED | A19, 5000K |
| | 8W | A19/DM/GU24/LED | A19, 3000K, GU24 Base |
| | 8W | A19/DM/LED/CAN | A19 |
| | 8W | A19/DM/LED/RP/CAN | A19 |
| | 8W | BPCEA19/DM/LED | A19 |
| | 9.5W | PAR20/5K/LEDG5 | PAR20, 5000K |
| | 9.5W | PAR20/5K/LEDG5/CAN | PAR20, 5000K |
| | 9.5W | PAR20/LEDG5 | PAR20, 3000K, 450 Lumen |
| | 9.5W | PAR20/LEDG5/CAN | PAR20 |
| 9.5W | BPCER20/DM/LED | PAR20 | |
| 10W | G25/DM/LED† | G25, 3000K | |

† Requires a minimum of 2 lamps

© 09/2013 Lutron Electronics Co., Inc. | P/N 368-3266 REV C

Dimmable CFL & LED bulbs

Compatible with C·L® dimmers

List updated September 12, 2013
For the most up-to-date list, visit
www.lutron.com/dimcflled



LED bulbs for Maestro® C·L dimmers

Maestro C·L: MACL-153M



| Brand | Wattage | Model | Description |
|-------|---------|-----------------------|--|
| Feit | 13.5W | A19DM/800/LED | A19, 3000K |
| | 13.5W | A19/OM800/LED | A19, 3000K, Omni Directional |
| | 13.5W | A19/OM800/5K/LED | A19, 5000K, Omni Directional |
| | 13.5W | BPCEA19/OM800/LED | A19, Omni Directional |
| | 13.5W | BPCEA19/OM800/LED/CAN | A19, Omni Directional |
| | 15W | BPCEPAR30/LEDG5 | PAR30 |
| | 15W | PAR30L/5K/LEDG5 | PAR30, 5000K |
| | 15W | PAR30L/5K/LEDG5/CAN | PAR30, 5000K |
| | 15W | PAR30L/LEDG5 | PAR30 |
| | 15W | PAR30L/LEDG5/CAN | PAR30 |
| | 16W | A19/OM1100R/LED | A19, 3000K, 1100 Lumen, Omni Directional |
| | 17W | BR40/DM/LED† | BR40, 2700K, 1065 Lumen |
| | 18W | PAR38DM/5K/LED | PAR38, 5000K |
| | 18W | PAR38DM/LED | PAR38, 3000K |
| | 18W | 18PAR38/DM/LED | PAR38, 3000K |
| | 20W | BPCEPAR38/LEDG5 | PAR38 |
| | 20W | PAR38/5K/LEDG5 | PAR38, 5000K |
| | 20W | PAR38/LEDG5/CAN | PAR38 |
| | 20W | PAR38/5K/LEDG5/CAN | PAR38, 5000K |
| | 20W | PAR38/LEDG5 | PAR38 |
| GE | 10W | LED10DP30S830/20 | PAR30, 3000K, Short Neck, Silver Base |
| | 10W | LED10DP30S827/20 | PAR30, 2700K, Short Neck, Silver Base |
| | 10W | LED10DP30W827/20 | PAR30, 2700K, Short Neck, White Base |
| | 10W | LED10DP3LS830/20 | PAR30, 3000K, Long Neck, Silver Base |
| | 10W | LED10DP3LS827/20 | PAR30, 2700K, Long Neck, Silver Base |
| | 13W | LED13DA19/830 | A19, 3000K |
| | 20W | LED20DP38S830/15 | PAR38, 3000K, Silver Base |
| | 20W | LED20DP38S830/25 | PAR38, 3000K, Silver Base |
| | 20W | LED20DP38S830/40 | PAR38, 3000K, Silver Base |
| | 20W | LED20DP38S827/15 | PAR38, 2700K, Silver Base |
| | 20W | LED20DP38S827/25 | PAR38, 2700K, Silver Base |
| | 20W | LED20DP38S827/40 | PAR38, 2700K, Silver Base |

† Requires a minimum of 2 lamps

Dimmable CFL & LED bulbs

Compatible with C•L® dimmers

List updated September 12, 2013
For the most up-to-date list, visit
www.lutron.com/dimcflled



LED bulbs for Maestro® C•L dimmers

Maestro C•L: MACL-153M



| Brand | Wattage | Model | Description |
|------------------|-------------------|-----------------------------|-----------------------------|
| Lighting Science | 8W | DFN 19 CW 120 | A19, Cool White, 5000K |
| | 8W | DFN 19 NW 120 | A19, Neutral White, 4000K |
| | 8W | DFN 19 W27 120 | A19, Warm White, 2700K |
| | 8W | DFN 19 WW 120 | A19, Warm White, 3000K |
| | 8W | DFN A19 V1 CW 120 | A19, Cool White, 5000K |
| | 8W | DFN A19 V1 NW 120 | A19, Neutral White, 4000K |
| | 8W | DFN A19 V1 W27 120 | A19, Warm White, 2700K |
| | 8W | DFN A19 V1 WW 120 | A19, Warm White, 3000K |
| | 8W | DFN 20 CW FL 120 | PAR20, Cool White, 5000K |
| | 8W | DFN 20 NW FL 120 | PAR20, Neutral White, 4000K |
| | 8W | DFN 20 W27 FL 120 | PAR20, Warm White, 2700K |
| | 8W | DFN 20 WW FL 120 | PAR20, Warm White, 3000K |
| | 8W | DFN 20 CW NFL 120 | PAR20, Cool White, 5000K |
| | 8W | DFN 20 NW NFL 120 | PAR20, Neutral White, 4000K |
| | 8W | DFN 20 W27 NFL 120 | PAR20, Warm White, 2700K |
| | 8W | DFN 20 WW NFL 120 | PAR20, Warm White, 3000K |
| | 8W | DFN 25 CW 120 | G25, Cool White, 5000K |
| | 8W | DFN 25 NW 120 | G25, Neutral White, 4000K |
| | 8W | DFN 25 W27 120 | G25, Warm White, 2700K |
| | 8W | DFN 25 WW 120 | G25, Warm White, 3000K |
| | 13.5W | DFN A19 V2 CW 120 | A19, Cool White, 5000K |
| | 13.5W | DFN A19 V2 NW 120 | A19, Neutral White, 4000K |
| | 13.5W | DFN A19 V2 W27 120 | A19, Warm White, 2700K |
| | 13.5W | DFN A19 V2 WW 120 | A19, Warm White, 3000K |
| | 14.5W | GLP6 NW WH | 6" Downlight, White, 4000K |
| | 14.5W | GLP6 W27 WH | 6" Downlight, White, 2700K |
| | 14.5W | GLP6 WW WH | 6" Downlight, White, 3000K |
| | 15W | DFN BR30 CW FL 120 | BR30, Cool White, 5000K |
| | 15W | DFN BR30 NW FL 120 | BR30, Neutral White, 4000K |
| | 15W | DFN BR30 W27 FL 120 | BR30, Warm White, 2700K |
| | 15W | DFN BR30 WW FL 120 | BR30, Warm White, 3000K |
| | 15W | DFN 30 CW FL 120 | PAR30, Cool White, 5000K |
| 15W | DFN 30 NW FL 120 | PAR30, Neutral White, 4000K | |
| 15W | DFN 30 W27 FL 120 | PAR30, Warm White, 2700K | |

Dimmable CFL & LED bulbs

Compatible with C·L® dimmers

List updated September 12, 2013
For the most up-to-date list, visit
www.lutron.com/dimcflled



LED bulbs for Maestro® C·L dimmers

Maestro C·L: MACL-153M



| Brand | Wattage | Model | Description |
|------------------|----------------------|--------------------------|-----------------------------|
| Lighting Science | 15W | DFN 30 WW FL 120 | PAR30, Warm White, 3000K |
| | 15W | DFN 30 CW NFL 120 | PAR30, Cool White, 5000K |
| | 15W | DFN 30 NW NFL 120 | PAR30, Neutral White, 4000K |
| | 15W | DFN 30 W27 NFL 120 | PAR30, Warm White, 2700K |
| | 15W | DFN 30 WW NFL 120 | PAR30, Warm White, 3000K |
| | 16W | DFN BR40 CW 120 | BR40, Cool White, 5000K |
| | 16W | DFN BR40 NW 120 | BR40, Neutral White, 4000K |
| | 16W | DFN BR40 W27 120 | BR40, Warm White, 2700K |
| | 16W | DFN BR40 WW 120 | BR40, Warm White, 3000K |
| | 17W | DFN 30 CW V2 FL 120 | PAR30, Cool White, 5000K |
| | 17W | DFN 30 NW V2 FL 120 | PAR30, Neutral White, 4000K |
| | 17W | DFN 30 W27 V2 FL 120 | PAR30, Warm White, 2700K |
| | 17W | DFN 30 WW V2 FL 120 | PAR30, Warm White, 3000K |
| | 17W | DFN 30 CW V2 NFL 120 | PAR30, Cool White, 5000K |
| | 17W | DFN 30 NW V2 NFL 120 | PAR30, Neutral White, 4000K |
| | 17W | DFN 30 W27 V2 NFL 120 | PAR30, Warm White, 2700K |
| | 17W | DFN 30 WW V2 NFL 120 | PAR30, Warm White, 3000K |
| | 18W | DFN 38 CW FL 120 | PAR38, Cool White, 5000K |
| | 18W | DFN 38 NW FL 120 | PAR38, Neutral White, 4000K |
| | 18W | DFN 38 W27 FL 120 | PAR38, Warm White, 2700K |
| | 18W | DFN 38 WW FL 120 | PAR38, Warm White, 3000K |
| | 18W | DFN 38 CW NFL 120 | PAR38, Cool White, 5000K |
| | 18W | DFN 38 NW NFL 120 | PAR38, Neutral White, 4000K |
| | 18W | DFN 38 W27 NFL 120 | PAR38, Warm White, 2700K |
| | 18W | DFN 38 WW NFL 120 | PAR38, Warm White, 3000K |
| | 24W | DFN 38 CW V2 FL 120 | PAR38, Cool White, 5000K |
| | 24W | DFN 38 NW V2 FL 120 | PAR38, Neutral White, 4000K |
| | 24W | DFN 38 W27 V2 FL 120 | PAR38, Warm White, 2700K |
| | 24W | DFN 38 WW V2 FL 120 | PAR38, Warm White, 3000K |
| | 24W | DFN 38 CW V2 NFL 120 | PAR38, Cool White, 5000K |
| | 24W | DFN 38 NW V2 NFL 120 | PAR38, Neutral White, 4000K |
| | 24W | DFN 38 W27 V2 NFL 120 | PAR38, Warm White, 2700K |
| 24W | DFN 38 WW V2 NFL 120 | PAR38, Warm White, 3000K | |

Dimmable CFL & LED bulbs

Compatible with C·L® dimmers

List updated September 12, 2013
For the most up-to-date list, visit
www.lutron.com/dimcflled



LED bulbs for Maestro® C·L dimmers

Maestro C·L: MACL-153M



| Brand | Wattage | Model | Description |
|---------|------------|------------------------|---|
| Lumapro | 8W | 8A19/LED/DIM/30 | A19, Warm White, 3000K (6GEM2) |
| | 8W | 8A19/LED/DIM/50 | A19, Cool White, 5000K (6GEM3) |
| | 8W | 8PAR20/LED/DIM30/NFL | PAR20, Warm White, 3000K (6GEM4) |
| | 8W | 8PAR20/LED/DIM50/NFL | PAR20, Cool White, 5000K (6GEM5) |
| | 15W | 15PAR30/LED/DIM/30/NFL | PAR30, Warm White, 3000K |
| | 15W | 15PAR30/LED/DIM/50/NFL | PAR30, Cool White, 5000K |
| | 18W | 18PAR38/LED/DIM/30/NFL | PAR38, Warm White, 3000K |
| | 18W | 18PAR38/LED/DIM/50/NFL | PAR38, Cool White, 5000K |
| Philips | 3.5W | 3.5E26BA12DCBAAA | Candle, 2700K, 150 Lumen, Medium Base |
| | 3.5W | 3.5E26B12DCBAAA | Candle, 2700K, 150 Lumen, Medium Base |
| | 3.5W | 3.512BA11DCAAA | Candle, 2700K, 150 Lumen, Candelabra Base |
| | 6W | 9290002242 | MR16, 3000K, 300 Lumen, GU10 base |
| | 7W | 7E26A60 | A19 EnduraLED 2700K |
| | 7W | 7E26PAR20-E | PAR20, 2700K |
| | 7W | 7E26PAR20D-1 | PAR20, 2700K, 280 Lumen, Medium Base |
| | 7W | 9290002020 | PAR20, 2700K, 280 Lumen, Medium Base |
| | 7W | 7E26A55-E | A19, 2700K, 240 Lumen |
| | 8W | 8E26A60 | A19, 2700K |
| | 8W | 9E26A19DCCAAAA | A19, 2700K, 507 Lumen |
| | 8W | 9290002295 | A19, 5000K |
| | 8W | 9290002267 | A19, 2700K, 478 Lumen |
| | 8W | 9290002329 | PAR20, 3000K, 280 Lumen, Medium base |
| | 8W | 9290002330 | PAR20 |
| | 8W | 9290002331 | PAR20 |
| | 8W | 9290002332 | PAR20 |
| | 8W | 9290002333 | PAR20 |
| | 8W | 9290002334 | PAR20 |
| | 8W | 9290002335 | PAR20 |
| | 8W | 9290002192 | R20, 2700K, 530 Lumen, Medium base |
| | 11W | 9290002296 | A19, 5000K, 830 Lumen |
| | 11W | 9290002268 | A19, 2700K, 908 Lumen |
| 12.5W | 12E26A60 | A19, 2700K | |
| 12.5W | 9290001829 | A19, 2700K, 908 Lumen | |

Dimmable CFL & LED bulbs

Compatible with C·L® dimmers

List updated September 12, 2013
For the most up-to-date list, visit
www.lutron.com/dimcflled



LED bulbs for Maestro® C·L dimmers

Maestro C·L: MACL-153M



| Brand | Wattage | Model | Description |
|---------|---------|-----------------|--------------------------------------|
| Philips | 12W | 12E26PAR30L-E2 | PAR30, 3000K |
| | 13W | 13E26B30DAAABAA | BR30, 3000K |
| | 13W | 9290002323 | PAR30 |
| | 13W | 9290002201 | PAR30, 3000K, 804 Lumen |
| | 13W | 9290002233 | PAR30, 2700K, 784 Lumen |
| | 13W | 9290002234 | PAR30, 2700K, 770 Lumen |
| | 13W | 9290002197 | BR30, 2700K, 721 Lumen |
| | 13W | 9290002344 | BR30 |
| | 14.5W | 9290002199 | BR40, 2700K, 832 Lumen |
| | 17W | 17E26A21D | A21, 2700K |
| | 17W | 9290002018 | A21, 2700K |
| | 17W | 17E26PAR38-E2 | PAR38, 3000K |
| | 18W | 9290002202 | PAR38, 3000K, 951 Lumen, Medium Base |
| | 18W | 9290002245 | PAR38, 2700K, 938 Lumen |
| | 18W | 18E26PAR38-4 | PAR38 |
| | 18W | 18E26PAR38-3 | PAR38 |
| | 18W | 9290002236 | PAR38 |
| | 18W | 9290002237 | PAR38 |
| | 18W | 9290002246 | PAR38 |
| | 18W | 9290002307 | PAR38 |
| | 18W | 9290002308 | PAR38 |
| | 18W | 9290002309 | PAR38 |
| | 18W | 9290002310 | PAR38 |
| | 18W | 9290002311 | PAR38 |
| | 18W | 18E26PAR38D-2 | PAR38, 2700K |
| | 19.5W | 9290002251 | PAR38 |
| | 19.5W | 9290002321 | PAR38 |
| | 19.5W | 9290002322 | PAR38 |
| | 19.5W | 9290002291 | PAR38 |
| | 19.5W | 9290002312 | PAR38 |
| | 19.5W | 9290002313 | PAR38 |
| | 19.5W | 9290002314 | PAR38 |
| | 19.5W | 9290002315 | PAR38 |

Dimmable CFL & LED bulbs

Compatible with C·L® dimmers

List updated September 12, 2013
 For the most up-to-date list, visit
www.lutron.com/dimcflled



LED bulbs for Maestro® C·L dimmers

Maestro C·L: MACL-153M



| Brand | Wattage | Model | Description |
|----------------|---------|------------------|-------------------------------------|
| Philips | 19.5W | 9290002316 | PAR38 |
| | 19.5W | 9290002317 | PAR38 |
| | 19.5W | 9290002252 | PAR38 |
| | 19.5W | 9290002253 | PAR38 |
| | 22W | 9290002290 | A21, 2700K, 1780 Lumen, Medium base |
| Satco | 7W | S8827 thru S8838 | PAR30 |
| | 14W | S8814 thru S8819 | PAR30 |
| | 14W | S8821 thru S8826 | PAR30 |
| | 17W | S8852 thru S8859 | PAR38 |
| | 17W | S8861 thru S8864 | PAR38 |
| | 8W | S9002 | R20 |
| | 8W | S9040-S9042 | R20 |
| | 13W | S9003 | R40 |
| | 13W | S9046-S9048 | R40 |
| | 14W | S8947-S8949 | PAR30 Longneck |
| | 14W | S8971-S8973 | PAR30 Longneck |
| | 17W | S8977-S8979 | PAR38 |
| | 17W | S8984-S8986 | PAR38 |

Dimmable CFL & LED bulbs

Compatible with C•L® dimmers

List updated September 12, 2013
For the most up-to-date list, visit
www.lutron.com/dimcflled



LED bulbs for Maestro® C•L dimmers

Maestro C•L: MACL-153M



| Brand | Wattage | Model | Description |
|----------|---------|------------------------------|--|
| Sylvania | 8W | LED8A15/DIM/827† | A15, 2700K, 450 Lumen, Medium Base |
| | 8W | LED8A15C/DIM/827† | A15, 2700K, 450 Lumen, Candelabra Base |
| | 8W | LED8A/DIM/F/830 | A19, 3000K |
| | 8W | LED8A/DIM/F/827 | A19, 2700K |
| | 8W | LED8PAR20/DIM/830/NFL25 | PAR 20, 3000K |
| | 8W | LED8PAR20/DIM/830/FL36 | PAR 20, 3000K |
| | 8W | LED8PAR20/DIM/827/NFL25 | PAR 20, 2700K |
| | 8W | LED8PAR20/DIM/827/FL36 | PAR 20, 2700K |
| | 8W | LED8G25/DIM/F/830 | G25, 3000K |
| | 8W | LED8G25/DIM/F/827 | G25, 2700K |
| | 9W | LED/550/RT4/830/FL80/WRFL | 4" Downlight, 3000K |
| | 9W | LED/550/RT4/827/FL80/WRFL | 4" Downlight, 2700K |
| | 10W | LED10PAR20/DIM//P/930/FL30 | PAR20, 3000K, 550 Lumen |
| | 10W | LED10PAR30/DIM/SG/830/SP10 | PAR 30, 3000K |
| | 10W | LED10PAR30/DIM/SG/830/WSP15 | PAR 30, 3000K |
| | 10W | LED10PAR30/DIM/SG/830/NFL25 | PAR 30, 3000K |
| | 10W | LED10PAR30/DIM/SG/827/SP10 | PAR 30, 2700K |
| | 10W | LED10PAR30/DIM/SG/827/WSP15 | PAR 30, 2700K |
| | 10W | LED10PAR30/DIM/SG/827/NFL25 | PAR 30, 2700K |
| | 11W | LED/625/RT6/830† | 6" Downlight |
| | 12W | LED12A19/DIM/O/827 | A19, 2700K, 820 Lumen |
| | 14W | LED14A19/DIM/O/827 | A19, 2700K, 1100 Lumen |
| | 15W | LED15PAR30/DIM/P/930/FL40 | PAR30, 3000K |
| | 15W | LED15BR30/DIM/827 | BR30 2700K |
| | 15W | LED15PAR30LN/DIM/827/FL40 | PAR30, 2700K |
| | 15W | LED15PAR30LN/DIM/830/NFL25 | PAR30, 3000K |
| | 17W | LED17PAR30LN/DIM/P/930/NFL25 | PAR30, 3000K, 900 Lumen |
| | 18W | LED18PAR38/DIM/827/FL40 | PAR38, 2700K, 860 Lumen |
| | 18W | LED18PAR38/DIM/830/NFL25 | PAR38, 3000K, 900 Lumen |
| | 18W | LED18PAR38/DIM/830/FL40 | PAR38, 3000K, 900 Lumen |
| | 21W | LED21PAR38/DIM/P/930/FL30 | PAR38, 3000K, 1100 Lumen |

† Requires a minimum of 2 lamps

Dimmable CFL & LED bulbs

Compatible with C•L® dimmers

List updated September 12, 2013
For the most up-to-date list, visit
www.lutron.com/dimcflled



LED bulbs for Maestro® C•L dimmers

Maestro C•L: MACL-153M



| Brand | Wattage | Model | Description |
|-----------|---------|----------------------|---|
| Utilitech | 3.5W | LCFCDM/LED† | Candle, Flame Tip Clear, 3000K, Candelabra Base |
| | 3.5W | LEFCDM/LED† | Candle, Flame Tip Clear, 3000K, Medium Base |
| | 4.8W | LCFCDM/300/LED† | Candle, 3000K, 310 Lumen, Candelabra Base |
| | 5W | LMR16GU10DM/LED | MR16, GU10 Base |
| | 7.5W | LPAR20DM/LED | PAR20, 3000K |
| | 7.5W | LPAR20DM/5K/LED | PAR20, 5000K |
| | 8W | LA19DM/LED | A19, 3000K |
| | 8W | LA19DM/5K/LED | A19, 5000K |
| | 8W | LA19DM/GU24/LED | A19, 3000K, GU24 |
| | 8W | LR20DM/LED† | R20, 2700K, 450 Lumen |
| | 9.5W | LPAR20/LEDG5 | PAR20, 3000K, 450 Lumen |
| | 9.5W | LPAR20/5K/LEDG5 | PAR20, 5000K, 500 Lumen |
| | 10W | LG25/DM/LED† | G25, 3000K |
| | 13.5W | LA19DM/800/LED | A19, 3000K |
| | 13.5W | LA19/OM800/LED | A19, 3000K, 800 Lumen, Omni Directional |
| | 15W | LPAR30L/LEDG5 | PAR30, 3000K, 790 Lumen |
| | 15W | LPAR30L/5K/LEDG5 | PAR30, 5000K, 800 Lumen |
| | 16W | LA19/OM1100R/LED | A19, 3000K, 1100 Lumen, Omni Directional |
| | 17W | LBR40DM/LED† | BR40, 2700K, 1065 Lumen |
| | 17W | BPCEBR40/DM/LED† | BR40 |
| | 18W | LPAR38DM/LED | PAR38, 3000K |
| | 18W | LPAR38DM/5K/LED | PAR38, 5000K |
| | 20W | LPAR38/5K/LEDG5 | PAR38, 5000K, 1000 Lumen |
| | 20W | LPAR38/LEDG5 | PAR38 |
| | 23W | LPAR38/1400/LEDG5 | PAR38, 3000K, 1400 Lumen |
| | 23W | LPAR38/1400/5K/LEDG5 | PAR38, 5000K, 1400 Lumen |

† Requires a minimum of 2 lamps

Dimmable CFL & LED bulbs

Compatible with C·L[®] dimmers

List updated September 12, 2013
 For the most up-to-date list, visit
www.lutron.com/dimcflled



LED bulbs for Maestro[®] C·L dimmers

Maestro C·L: MACL-153M



| Brand | Wattage | Model | Description |
|--------------|---------|------------------------|--------------------------|
| Westinghouse | 8W | 8A19/LED/DIM/30 | A19, Warm White, 3000K |
| | 8W | 8A19/LED/DIM/50 | A19, Cool White, 5000K |
| | 8W | 8PAR20/LED/DIM30/NFL | PAR20, Warm White, 3000K |
| | 8W | 8PAR20/LED/DIM50/NFL | PAR20, Warm White, 5000K |
| | 15W | 15PAR30/LED/DIM/30/NFL | PAR30, 3000K |
| | 15W | 15PAR30/LED/DIM/50/NFL | PAR30, 5000K |
| | 18W | 18PAR38/LED/DIM/30/NFL | PAR38, 3000K |
| | 18W | 18PAR38/LED/DIM/50/NFL | PAR38, 5000K |

Dimmable CFL & LED bulbs

Compatible with C•L® dimmers

List updated September 12, 2013
For the most up-to-date list, visit
www.lutron.com/dimcflled



CFL bulbs* for Maestro® C•L dimmers

Maestro C•L: MACL-153M



| Brand | Wattage | Model | Description |
|----------|---------|-------------------------|---|
| EcoSmart | 5W | 8TC05F† | Candle, Torpedo Tip, 2700K, 200 Lumen |
| | 5W | 8TFC05F† | Candle, Flame Tip, 2700K, 200 Lumen |
| | 5W | 8TC05† | Candle, (ES5CCDF052, ES9CCDF052) |
| | 11W | BPESL11R20/DM/ESM | R20, Soft White |
| | 14W | 40114 | Spiral, Soft White (ES5M814DIM2, ES9M814DIM2) |
| | 14W | 2R2014DIM | R20, 2700K, 410 Lumen |
| | 15W | 2R3015DIM | R30 Flood, Soft White (ES5R315DIM2) |
| | 15W | 2R3015DIM50K | R30 Flood, Daylight (ES5R315DIM250K) |
| | 15W | 2R3015DIM35K | R30 Flood, Bright White (ES5R315DIM35K) |
| | 23W | 40123 | Spiral, Soft White (ES5M823DIM2) |
| Feit | 11W | BPESL11R20/DM | R20 |
| | 15W | BPESL15T/DM | Spiral |
| | 23W | BPESL23T/DM | Spiral |
| | 23W | BPESL23R40/DIM | R40 |
| GE | 26W | FLE26HT3/2/DV/SW | Spiral |
| | 26W | FLE26/2/DVR/40 | R40 |
| Philips | 20W | EL/A R40 Dim 20W | R40 |
| Sylvania | 5W | CF5EL/DEC/DIM† | Candle |
| | 5W | CF5EL/B10C/DIM/827/ADP† | Candle |
| | 5W | CF5EL/B10/827/L/DIM† | Candle |
| | 14W | CF14EL/TWIST/DIM | Spiral |
| | 24W | CF24EL/TWIST/DIM | Spiral |

* CFLs typically require a warmup period before their full dimming range is achieved.

† Requires a minimum of 2 lamps

Dimmable CFL & LED bulbs

Compatible with C·L® dimmers

List updated September 12, 2013
For the most up-to-date list, visit
www.lutron.com/dimcflled



CFL bulbs* for Maestro® C·L dimmers

Maestro C·L: MACL-153M



| Brand | Wattage | Model | Description |
|------------------|---------|--------------------|---|
| TCP | 5W | 8TC05F† | Candle |
| | 5W | 8TFC05F† | Candle, flame tip |
| | 14W | 40114 | Spiral |
| | 14W | 2R2014DIM | R20, 2700K, 410 Lumen |
| | 15W | 2R3015DIM | R30, Soft White, 2700K |
| | 14W | 4R2014TD | R20, TruDim, 2700K |
| | 14W | 4R2014TD30K | R20, TruDim, 3000K |
| | 14W | 4R2014TD35K | R20, TruDim, 3500K |
| | 14W | 4R2014TD41K | R20, TruDim, 4100K |
| | 14W | 4R2014TD50K | R20, TruDim, 5000K |
| | 14W | 4R2014TD65K | R20, TruDim, 6500K |
| | 16W | 4R3016TD | R30, TruDim, 2700K |
| | 16W | 4R3016TD30K | R30, TruDim, 3000K |
| | 16W | 4R3016TD35K | R30, TruDim, 3500K |
| | 16W | 4R3016TD41K | R30, TruDim, 4100K |
| | 16W | 4R3016TD50K | R30, TruDim, 5000K |
| | 16W | 4R3016TD65K | R30, TruDim, 6500K |
| | 23W | 40123 | Spiral |
| Utilitech | 13W | LBP13TC/DM | Spiral, 2700K, 800 Lumen, Candelabra base |
| | 13W | LBP13T/GU24/DM/27K | Spiral, 2700K, 900 Lumen, GU24 base |
| | 11W | LBP11R20DM | R20, Soft White, 2700K |
| | 15W | LBP15TDM | Spiral |
| | 23W | LBP23TDM | Spiral |
| | 23W | LBP23R40DM | R40 |

* CFLs typically require a warmup period before their full dimming range is achieved.

† Requires a minimum of 2 lamps

Dimmable CFL & LED bulbs

Compatible with C•L® dimmers

List updated September 12, 2013
For the most up-to-date list, visit
www.lutron.com/dimcflled



LED bulbs for wall-mounted C•L dimmers

Diva® C•L: DWCL-153P, DVCL-153P, DVSCCL-153P
Skylark Contour® C•L: CTCL-153P
Skylark C•L: SCL-153P
Lumea® C•L: LGCL-153PH
Toggler®/Ariadni® C•L: TGCL-153P, AYCL-153P



| Brand | Wattage | Model | Description |
|----------------------------|---------|-----------------------------|--|
| Commercial Electric | 12.5W | CE-JB6-650L-27K (T67) | 6" Downlight, 650 Lumen, Soft White, 2700K |
| | 12.5W | CE-JB4-600L-27K (T47) | 4" Downlight, 600 Lumen, Soft White, 2700K |
| Cooper | 9.4W | RL560WH-R | Halo® Downlight, 600 Lumen, Warm White, 3000K |
| | 14.6W | AP706830WBST24 (ALED3T24) | All-Pro™ 5 or 6" Retrofit Module & Trim |
| | 14.6W | RL706830E26WBS | All-Pro 5 or 6" Retrofit Module & Trim |
| | 14.6W | RL706830WBS | All-Pro 6" Retrofit Module & Trim w/ High-Efficacy Connector |
| Cree | 6W | BA19-04527OMF-12DE26-1U100 | A19, 450 Lumen, Warm Soft White, 2700K, Medium base |
| | 9W | BA19-08050OMF-12DE26-1U100 | A19, 800 Lumen, Daylight, 5000K, Medium base |
| | 9.5W | BA19-08027OMF-12DE26-1U100† | A19, 800 Lumen, Warm Soft White, 2700K, Medium base |
| | 9.5W | BR30-06527FLF-12DE26-1U100 | BR30, Soft White, 2700K |
| | 9.5W | CR4-575L | 4" Downlight, 2700K, Medium Base |
| | 9.5W | CR6 | 6" Downlight, 2700K, Medium Base |
| | 9.5W | CR6-GU24 | 6" Downlight, 2700K, GU24 Base |

† Requires a minimum of 2 lamps

Dimmable CFL & LED bulbs

Compatible with C•L® dimmers

List updated September 12, 2013
For the most up-to-date list, visit
www.lutron.com/dimcflled



LED bulbs for wall-mounted C•L dimmers

Diva® C•L: DWCL-153P, DVCL-153P, DVSCCL-153P
Skylark Contour® C•L: CTCL-153P
Skylark C•L: SCL-153P
Lumea® C•L: LGCL-153PH
Toggler®/Ariadni® C•L: TGCL-153P, AYCL-153P



| Brand | Wattage | Model | Description |
|----------|---------|------------------------|-----------------------------------|
| EcoSmart | 6W | ECS GP19 WW 40WE 120 | A19, 3000K |
| | 8W | ECS A19 WW 40WE 120† | A19, 3000K, 450 Lumen |
| | 8W | ECS A19 CW 40WE 120† | A19, 5000K, 480 Lumen |
| | 8W | ECS A19 V1 WW 120 | A19, Warm White, 3000K |
| | 8W | ECS A19 V1 CW 120 | A19, Daylight, 5000K |
| | 8W | ECS 19 WW 120 | A19, Warm White, 3000K |
| | 8W | ECS 19 CW 120 | A19, Cool White, 5000K |
| | 8W | ECS 25 WW 120 | G25, Warm White, 3000K |
| | 8W | ECS 20 WW FL 50WE 120† | PAR20, 3000K, 450 Lumen |
| | 8W | ECS 20 CW FL 50WE 120† | PAR20, 5000K, 490 Lumen |
| | 8W | ECS 20 WW FL 120 | PAR20, Warm White, 3000K |
| | 8W | ECS 20 CW FL 120 | PAR20, Daylight, 5000K, 490 Lumen |
| | 8W | ECS BR20 50WE W27 120† | BR20, Soft White |
| | 9.5W | ECO4-575L | 4" Downlight, 2700K, Medium Base |
| | 9.5W | ECO4-575L-50K | 4" Downlight, 5000K, Medium Base |
| | 9.5W | ECO4-575L-50K-GU24 | 4" Downlight, 5000K, GU24 Base |
| | 9.5W | ECO-575L | 6" Downlight, 2700K, Medium Base |
| | 9.5W | ECO-575L-GU24 | 6" Downlight, 2700K, GU24 Base |
| | 9.5W | ECO-575L-50K-GU24 | 6" Downlight, 5000K, GU24 Base |
| | 13W | ECS A19 V2 WW 120 | A19, Warm White, 3000K |
| | 13W | ECS A19 V2 CW 120 | A19, Daylight, 5000K |
| | 15W | ECS 38 WW FL 90WE 120 | PAR38, 3000K, 900 Lumen |
| | 15W | ECS 38 CW FL 90WE 120 | PAR38, 5000K, 970 Lumen |

† Requires a minimum of 2 lamps

Dimmable CFL & LED bulbs

Compatible with C•L® dimmers

List updated September 12, 2013
For the most up-to-date list, visit
www.lutron.com/dimcflled



LED bulbs for wall-mounted C•L dimmers

Diva® C•L: DWCL-153P, DVCL-153P, DVSCCL-153P
Skylark Contour® C•L: CTCL-153P
Skylark C•L: SCL-153P
Lumea® C•L: LGCL-153PH
Toggler®/Ariadni® C•L: TGCL-153P, AYCL-153P



| Brand | Wattage | Model | Description |
|-------|---------|-----------------------|---|
| Feit | 4.8W | CFCDM/300/LED | Candle, 3000K, 310 Lumen, Candelabra Base |
| | 4.8W | EFCDM/300/LED | Candle, 3000K, 310 Lumen, Medium Base |
| | 9.5W | PAR20/5K/LEDG5 | PAR20, 5000K |
| | 9.5W | PAR20/5K/LEDG5/CAN | PAR20, 5000K |
| | 9.5W | PAR20/LEDG5 | PAR20, 3000K, 450 Lumen |
| | 9.5W | PAR20/LEDG5/CAN | PAR20 |
| | 9.5W | BPCER20/DM/LED | PAR20 |
| | 10W | G25/DM/LED | G25, 3000K |
| | 13W | BR30/DM/LED | BR30, 2700K, 750 Lumen |
| | 13W | BPCEBR30/DIM/LED | BR30 |
| | 13.5W | A19DM/800/LED | A19, 3000K |
| | 13.5W | A19/OM800/LED | A19, 3000K, Omni Directional |
| | 13.5W | A19/OM800/5K/LED | A19, 5000K, Omni Directional |
| | 13.5W | BPCEA19/OM800/LED | A19, Omni Directional |
| | 13.5W | BPCEA19/OM800/LED/CAN | A19, Omni Directional |
| | 15W | BPCEPAR30/LEDG5 | PAR30 |
| | 15W | PAR30L/5K/LEDG5 | PAR30, 5000K |
| | 15W | PAR30L/5K/LEDG5/CAN | PAR30, 5000K |
| | 15W | PAR30L/LEDG5 | PAR30 |
| | 15W | PAR30L/LEDG5/CAN | PAR30 |
| | 16W | A19/OM1100R/LED | A19, 3000K, 1100 Lumen, Omni Directional |
| | 18W | PAR38DM/5K/LED | PAR38, 5000K |
| | 18W | PAR38DM/LED | PAR38, 3000K |
| | 18W | 18PAR38/DM/LED | PAR38, 3000K |
| | 20W | BPCEPAR38/LEDG5 | PAR38 |
| | 20W | PAR38/5K/LEDG5 | PAR38, 5000K |
| | 20W | PAR38/LEDG5/CAN | PAR38 |
| | 20W | PAR38/5K/LEDG5/CAN | PAR38, 5000K |
| | 20W | PAR38/LEDG5 | PAR38 |

Dimmable CFL & LED bulbs

Compatible with C•L® dimmers

List updated September 12, 2013
 For the most up-to-date list, visit
www.lutron.com/dimcflled



LED bulbs for wall-mounted C•L dimmers

Diva® C•L: DWCL-153P, DVCL-153P, DVSCCL-153P
 Skylark Contour® C•L: CTCL-153P
 Skylark C•L: SCL-153P
 Lumea® C•L: LGCL-153PH
 Toggler®/Ariadni® C•L: TGCL-153P, AYCL-153P



| Brand | Wattage | Model | Description |
|-------|---------|--------------------|---------------------------------------|
| GE | 7W | LED7DP20B830/12 | PAR20, 3000K, Spot, Black Base |
| | 7W | LED7DP20B830/20 | PAR20, 3000K, Flood, Black Base |
| | 7W | LED7DP20B827/20 | PAR20, 2700K, Flood, Black Base |
| | 7W | LED7DP20W830/12 | PAR20, 3000K, Spot, White Base |
| | 7W | LED7DP20W830/20 | PAR20, 3000K, Flood, White Base |
| | 7W | LED7DP20W827/20 | PAR20, 2700K, Flood, White Base |
| | 7W | LED7DP20S830/20 | PAR20, 3000K, Flood, Silver Base |
| | 7W | LED7DP20S827/20 | PAR20, 2700K, Flood, Silver Base |
| | 10W | LED10DP30S830/20 | PAR30, 3000K, Short Neck, Silver Base |
| | 10W | LED10DP30S827/20 | PAR30, 2700K, Short Neck, Silver Base |
| | 10W | LED10DP30W827/20 | PAR30, 2700K, Short Neck, White Base |
| | 10W | LED10DP3LS830/20 | PAR30, 3000K, Long Neck, Silver Base |
| | 10W | LED10DP3LS827/20 | PAR30, 2700K, Long Neck, Silver Base |
| Halco | 18W | PAR38/18NW/FL/LED† | PAR38, 5000K |
| | 18W | PAR38/18WW/FL/LED† | PAR38, 2700K |

† Requires a minimum of 2 lamps

Dimmable CFL & LED bulbs

Compatible with C•L® dimmers

List updated September 12, 2013
For the most up-to-date list, visit
www.lutron.com/dimcflled



LED bulbs for wall-mounted C•L dimmers

Diva® C•L: DVWCL-153P, DVCL-153P, DVSCCL-153P
Skylark Contour® C•L: CTCL-153P
Skylark C•L: SCL-153P
Lumea® C•L: LGCL-153PH
Toggler®/Ariadni® C•L: TGCL-153P, AYCL-153P



| Brand | Wattage | Model | Description |
|------------------|---------|----------------------|----------------------------------|
| Lighting Science | 8W | DFN 19 CW 120 | A19, Cool White, 5000K |
| | 8W | DFN 19 NW 120 | A19, Neutral White, 4000K |
| | 8W | DFN 19 W27 120 | A19, Warm White, 2700K |
| | 8W | DFN 19 WW 120 | A19, Warm White, 3000K |
| | 8W | DFN A19 V1 CW 120 | A19, Cool White, 5000K |
| | 8W | DFN A19 V1 NW 120 | A19, Neutral White, 4000K |
| | 8W | DFN A19 V1 W27 120 | A19, Warm White, 2700K |
| | 8W | DFN A19 V1 WW 120 | A19, Warm White, 3000K |
| | 8W | DFN 20 CW FL 120 | PAR20, Cool White, 5000K |
| | 8W | DFN 20 NW FL 120 | PAR20, Neutral White, 4000K |
| | 8W | DFN 20 W27 FL 120 | PAR20, Warm White, 2700K |
| | 8W | DFN 20 WW FL 120 | PAR20, Warm White, 3000K |
| | 8W | DFN 20 CW NFL 120 | PAR20, Cool White, 5000K |
| | 8W | DFN 20 NW NFL 120 | PAR20, Neutral White, 4000K |
| | 8W | DFN 20 W27 NFL 120 | PAR20, Warm White, 2700K |
| | 8W | DFN 20 WW NFL 120 | PAR20, Warm White, 3000K |
| | 8W | DFN 25 CW 120 | G25, Cool White, 5000K |
| | 8W | DFN 25 NW 120 | G25, Neutral White, 4000K |
| | 8W | DFN 25 W27 120 | G25, Warm White, 2700K |
| | 8W | DFN 25 WW 120 | G25, Warm White, 3000K |
| | 13.5W | DFN A19 V2 CW 120 | A19, Cool White, 5000K |
| | 13.5W | DFN A19 V2 NW 120 | A19, Neutral White, 4000K |
| | 13.5W | DFN A19 V2 W27 120 | A19, Warm White, 2700K |
| | 13.5W | DFN A19 V2 WW 120 | A19, Warm White, 3000K |
| Lumapro | 8W | 8A19/LED/DIM/30 | A19, Warm White, 3000K (6GEM2) |
| | 8W | 8A19/LED/DIM/50 | A19, Cool White, 5000K (6GEM3) |
| | 8W | 8PAR20/LED/DIM30/NFL | PAR20, Warm White, 3000K (6GEM4) |
| | 8W | 8PAR20/LED/DIM50/NFL | PAR20, Cool White, 5000K (6GEM5) |

Dimmable CFL & LED bulbs

Compatible with C•L® dimmers

List updated September 12, 2013
For the most up-to-date list, visit
www.lutron.com/dimcflled



LED bulbs for wall-mounted C•L dimmers

Diva® C•L: DWCL-153P, DVCL-153P, DVSCCL-153P
Skylark Contour® C•L: CTCL-153P
Skylark C•L: SCL-153P
Lumea® C•L: LGCL-153PH
Toggler®/Ariadni® C•L: TGCL-153P, AYCL-153P



| Brand | Wattage | Model | Description |
|---------|---------|---------------|--------------------------------------|
| Philips | 7W | 6E26R20 | R20 2700K |
| | 7W | 7E26PAR20-E | PAR20, 2700K |
| | 7W | 7E26PAR20D-1 | PAR20, 2700K, 280 Lumen, Medium Base |
| | 7W | 9290002020 | PAR20, 2700K, 280 Lumen, Medium Base |
| | 8W | 8E26A60 | A19, 2700K |
| | 8W | 9290002295 | A19, 5000K |
| | 8W | 9290002267 | A19, 2700K, 478 Lumen |
| | 8W | 9290002329 | PAR20, 3000K, 280 Lumen, Medium base |
| | 8W | 9290002330 | PAR20 |
| | 8W | 9290002331 | PAR20 |
| | 8W | 9290002332 | PAR20 |
| | 8W | 9290002333 | PAR20 |
| | 8W | 9290002334 | PAR20 |
| | 8W | 9290002335 | PAR20 |
| | 11W | 9290002296 | A19, 5000K, 830 Lumen |
| | 11W | 9290002268 | A19, 2700K, 908 Lumen |
| | 12.5W | 12E26A60 | A19, 2700K |
| | 12.5W | 9290001829 | A19, 2700K, 908 Lumen |
| | 13W | 9290002197 | BR30, 2700K, 721 Lumen |
| | 14.5W | 9290002199 | BR40, 2700K, 832 Lumen |
| | 17W | 17E26A21D | A21, 2700K |
| | 17W | 9290002018 | A21, 2700K |
| | 18W | 18E26PAR38D-2 | PAR38, 2700K |
| | 19.5W | 9290002251 | PAR38 |
| | 19.5W | 9290002321 | PAR38 |
| | 19.5W | 9290002322 | PAR38 |
| | 19.5W | 9290002291 | PAR38 |
| | 19.5W | 9290002312 | PAR38 |

Dimmable CFL & LED bulbs

Compatible with C•L® dimmers

List updated September 12, 2013
For the most up-to-date list, visit
www.lutron.com/dimcflled



LED bulbs for wall-mounted C•L dimmers

Diva® C•L: DWCL-153P, DVCL-153P, DVSCCL-153P
Skylark Contour® C•L: CTCL-153P
Skylark C•L: SCL-153P
Lumea® C•L: LGCL-153PH
Toggler®/Ariadni® C•L: TGCL-153P, AYCL-153P



| Brand | Wattage | Model | Description |
|---------|-----------------------------|-----------------------------|--|
| Philips | 19.5W | 9290002313 | PAR38 |
| | 19.5W | 9290002314 | PAR38 |
| | 19.5W | 9290002315 | PAR38 |
| | 19.5W | 9290002316 | PAR38 |
| | 19.5W | 9290002317 | PAR38 |
| | 19.5W | 9290002252 | PAR38 |
| | 19.5W | 9290002253 | PAR38 |
| | | 22W | 9290002290 |
| Satco | 5.8W | S8842 thru S8844 | A19 |
| | 7W | S8827 thru S8838 | PAR30 |
| | 13W | S8959 thru S8963 | PAR30 |
| | 14W | S8814 thru S8819 | PAR30 |
| | 14W | S8821 thru S8826 | PAR30 |
| | 17W | S8852 thru S8859 | PAR38 |
| | 17W | S8861 thru S8864 | PAR38 |
| | Sylvania | 8W | LED8A15/DIM/827† |
| 8W | | LED8A15C/DIM/827† | A15, 2700K, 450 Lumen, Candelabra Base |
| 8W | | LED8A/DIM/F/830 | A19, 3000K |
| 8W | | LED8A/DIM/F/827 | A19, 2700K |
| 8W | | LED8PAR20/DIM/830/NFL25 | PAR 20, 3000K |
| 8W | | LED8PAR20/DIM/830/FL36 | PAR 20, 3000K |
| 8W | | LED8PAR20/DIM/827/NFL25 | PAR 20, 2700K |
| 8W | | LED8PAR20/DIM/827/FL36 | PAR 20, 2700K |
| 8W | | LED8G25/DIM/F/830 | G25, 3000K |
| 8W | | LED8G25/DIM/F/827 | G25, 2700K |
| 10W | | LED10PAR20/DIM//P/930/FL30 | PAR20, 3000K, 550 Lumen |
| 10W | | LED10PAR30/DIM/SG/830/SP10 | PAR 30, 3000K |
| 10W | | LED10PAR30/DIM/SG/830/WSP15 | PAR 30, 3000K |
| 10W | LED10PAR30/DIM/SG/830/NFL25 | PAR 30, 3000K | |

† Requires a minimum of 2 lamps

Dimmable CFL & LED bulbs

Compatible with C•L® dimmers

List updated September 12, 2013
 For the most up-to-date list, visit
www.lutron.com/dimcflled



LED bulbs for wall-mounted C•L dimmers

Diva® C•L: DWCL-153P, DVCL-153P, DVSCCL-153P
 Skylark Contour® C•L: CTCL-153P
 Skylark C•L: SCL-153P
 Lumea® C•L: LGCL-153PH
 Toggler®/Ariadni® C•L: TGCL-153P, AYCL-153P



| Brand | Wattage | Model | Description |
|----------|---------|------------------------------|-------------------------|
| Sylvania | 10W | LED10PAR30/DIM/SG/827/SP10 | PAR 30, 2700K |
| | 10W | LED10PAR30/DIM/SG/827/WSP15 | PAR 30, 2700K |
| | 10W | LED10PAR30/DIM/SG/827/NFL25 | PAR 30, 2700K |
| | 11W | LED/625/RT6/830 | 6" Downlight |
| | 12W | LED12A19/DIM/O/827 | A19, 2700K, 820 Lumen |
| | 17W | LED17PAR30LN/DIM/P/930/NFL25 | PAR30, 3000K, 900 Lumen |
| TCP | 11W | LED11E26BR3027K | BR30, 2700K |
| | 14W | LED14E26BR3027K | BR30, 2700K |
| | 17W | LED17E26P3827KFL | PAR38, 2700K |
| | 17W | LED17E26P3827KNFL | PAR38, 2700K |
| | 17W | LED17E26P3830KFL | PAR38, 3000K |
| | 17W | LED17E26P3830KFLBT | PAR38 |
| | 17W | LED17E26P3830KFLWT | PAR38 |
| | 17W | LED17E26P3830KNFL | PAR38, 3000K |
| | 17W | LED17E26P3830KNFLBT | PAR38 |
| | 17W | LED17E26P3830KNFLWT | PAR38 |
| | 17W | LED17E26P3841KFL | PAR38, 4100K |
| | 17W | LED17E26P3841KNFL | PAR38, 4100K |
| | 17W | LED17E26P3850KFL | PAR38, 5000K |
| | 17W | LED17E26P3850KNFL | PAR38, 5000K |

Dimmable CFL & LED bulbs

Compatible with C•L® dimmers

List updated September 12, 2013
For the most up-to-date list, visit
www.lutron.com/dimcflled



LED bulbs for wall-mounted C•L dimmers

Diva® C•L: DWCL-153P, DVCL-153P, DVSCCL-153P
Skylark Contour® C•L: CTCL-153P
Skylark C•L: SCL-153P
Lumea® C•L: LGCL-153PH
Toggler®/Ariadni® C•L: TGCL-153P, AYCL-153P



| Brand | Wattage | Model | Description |
|--------------|----------------------|--------------------------|---|
| Utilitech | 4.8W | LCFCDM/300/LED | Candle, 3000K, 310 Lumen, Candelabra Base |
| | 9.5W | LPAR20/LEDG5 | PAR20, 3000K, 450 Lumen |
| | 9.5W | LPAR20/5K/LEDG5 | PAR20, 5000K, 500 Lumen |
| | 10W | LG25/DM/LED | G25, 3000K |
| | 13.5W | LA19DM/800/LED | A19, 3000K |
| | 13.5W | LA19/OM800/LED | A19, 3000K, 800 Lumen, Omni Directional |
| | 13W | LBR30DM/LED | BR30, 2700K, 750 Lumen |
| | 15W | LPAR30L/LEDG5 | PAR30, 3000K, 790 Lumen |
| | 15W | LPAR30L/5K/LEDG5 | PAR30, 5000K, 800 Lumen |
| | 16W | LA19/OM1100R/LED | A19, 3000K, 1100 Lumen, Omni Directional |
| | 18W | LPAR38DM/LED | PAR38, 3000K |
| | 18W | LPAR38DM/5K/LED | PAR38, 5000K |
| | 20W | LPAR38/5K/LEDG5 | PAR38, 5000K, 1000 Lumen |
| | 20W | LPAR38/LEDG5 | PAR38 |
| | 23W | LPAR38/1400/LEDG5 | PAR38, 3000K, 1400 Lumen |
| 23W | LPAR38/1400/5K/LEDG5 | PAR38, 5000K, 1400 Lumen | |
| Westinghouse | 8W | 8A19/LED/DIM/30 | A19, Warm White, 3000K |
| | 8W | 8A19/LED/DIM/50 | A19, Cool White, 5000K |
| | 8W | 8PAR20/LED/DIM30/NFL | PAR20, Warm White, 3000K |
| | 8W | 8PAR20/LED/DIM50/NFL | PAR20, Warm White, 5000K |

Dimmable CFL & LED bulbs

Compatible with C•L® dimmers

List updated September 12, 2013
For the most up-to-date list, visit
www.lutron.com/dimcflled



CFL bulbs* for wall-mounted C•L dimmers

Diva® C•L: DWVCL-153P, DVCL-153P, DVSCCL-153P
Skylark Contour® C•L: CTCL-153P
Skylark C•L: SCL-153P
Lumea® C•L: LGCL-153PH
Toggler®/Ariadni® C•L: TGCL-153P, AYCL-153P



| Brand | Wattage | Model | Description |
|------------------|---------|------------------------|---|
| EcoSmart | 5W | 8TC05F | Candle, Torpedo Tip, 2700K, 200 Lumen |
| | 5W | 8TFC05F | Candle, Flame Tip, 2700K, 200 Lumen |
| | 5W | 8TC05 | Candle, (ES5CCDF052, ES9CCDF052) |
| | 11W | BPESL11R20/DM/ESM | R20, Soft White |
| | 14W | 40114 | Spiral, Soft White (ES5M814DIM2, ES9M814DIM2) |
| | 14W | 2R2014DIM | R20, 2700K, 410 Lumen |
| | 15W | 2R3015DIM | R30 Flood, Soft White (ES5R315DIM2) |
| | 15W | 2R3015DIM50K | R30 Flood, Daylight (ES5R315DIM250K) |
| | 15W | 2R3015DIM35K | R30 Flood, Bright White (ES5R315DIM35K) |
| | 23W | 40123 | Spiral, Soft White (ES5M823DIM2) |
| Earthmate | 5W | E05129LW | Candle |
| Feit | 11W | BPESL11R20/DM | R20 |
| | 13W | LBP13T2C/DM | Spiral, Candelabra base |
| | 15W | BPESL15T/DM | Spiral |
| | 23W | BPESL23T/DM | Spiral |
| | 23W | BPESL23R40/DIM† | R40 |
| GE | 14W | FLE14HT3/2/DM/SW† | Spiral |
| | 26W | FLE26HT3/2/DV/SW | Spiral |
| | 26W | FLE26/2/DVR/40 | R40 |
| Philips | 16W | EL/A R30 Dim 16W† | R30 |
| | 20W | EL/A R40 Dim 20W | R40 |
| Sylvania | 5W | CF5EL/DEC/DIM | Candle |
| | 5W | CF5EL/B10C/DIM/827/ADP | Candle |
| | 5W | CF5EL/B10/827/L/DIM | Candle |
| | 14W | CF14EL/R20/DIM† | R20 |
| | 14W | CF14EL/TWIST/DIM† | Spiral |
| | 24W | CF24EL/TWIST/DIM† | Spiral |

* CFLs typically require a warmup period before their full dimming range is achieved.

† Requires a minimum of 2 lamps

Dimmable CFL & LED bulbs

Compatible with C•L® dimmers

List updated September 12, 2013
For the most up-to-date list, visit
www.lutron.com/dimcflled



CFL bulbs* for wall-mounted C•L dimmers

Diva® C•L: DWCL-153P, DVCL-153P, DVSCCL-153P
Skylark Contour® C•L: CTCL-153P
Skylark C•L: SCL-153P
Lumea® C•L: LGCL-153PH
Toggler®/Ariadni® C•L: TGCL-153P, AYCL-153P



| Brand | Wattage | Model | Description |
|-------|-----------|--------------------|---|
| TCP | 3W | 8T03CL | Candle Clear |
| | 5W | 8TC05F | Candle |
| | 5W | 8TFC05F | Candle, flame tip |
| | 8W | 8A08WH | A-bulb |
| | 14W | 40114 | Spiral |
| | 14W | 2R2014DIM | R20, 2700K, 410 Lumen |
| | 15W | 2R3015DIM | R30, Soft White, 2700K |
| | 14W | 4R2014TD | R20, TruDim, 2700K |
| | 14W | 4R2014TD30K | R20, TruDim, 3000K |
| | 14W | 4R2014TD35K | R20, TruDim, 3500K |
| | 14W | 4R2014TD41K | R20, TruDim, 4100K |
| | 14W | 4R2014TD50K | R20, TruDim, 5000K |
| | 14W | 4R2014TD65K | R20, TruDim, 6500K |
| | 16W | 4R3016TD | R30, TruDim, 2700K |
| | 16W | 4R3016TD30K | R30, TruDim, 3000K |
| | 16W | 4R3016TD35K | R30, TruDim, 3500K |
| | 16W | 4R3016TD41K | R30, TruDim, 4100K |
| | 16W | 4R3016TD50K | R30, TruDim, 5000K |
| | 16W | 4R3016TD65K | R30, TruDim, 6500K |
| | Utilitech | 23W | 10123 |
| 23W | | 40123 | Spiral |
| 13W | | LBP13TC/DM | Spiral, 2700K, 800 Lumen, Candelabra base |
| 13W | | LBP13T/GU24/DM/27K | Spiral, 2700K, 900 Lumen, GU24 base |
| 11W | | LBP11R20DM | R20, Soft White, 2700K |
| 15W | | LBP15TDM | Spiral |
| 23W | | LBP23TDM | Spiral |
| | 23W | LBP23R40DM† | R40 |

* CFLs typically require a warmup period before their full dimming range is achieved.

† Requires a minimum of 2 lamps

Dimmable CFL & LED bulbs

Compatible with C·L® dimmers

List updated September 12, 2013
For the most up-to-date list, visit
www.lutron.com/dimcflled



LED bulbs for C·L lamp dimmers

Credenza® C·L: TTCL-100H



| Brand | Wattage | Model | Description |
|-------------------------|---------|----------------------------|---|
| Cree | 6W | BA19-04527OMF-12DE26-1U100 | A19, 450 Lumen, Warm Soft White, 2700K, Medium base |
| | 9W | BA19-08050OMF-12DE26-1U100 | A19, 800 Lumen, Daylight, 5000K, Medium base |
| | 9.5W | BA19-08027OMF-12DE26-1U100 | A19, 800 Lumen, Warm Soft White, 2700K, Medium base |
| EcoSmart | 8W | ECS A19 V1 WW 120 | A19, Warm White, 3000K |
| | 8W | ECS A19 V1 CW 120 | A19, Daylight, 5000K |
| | 8W | ECS 19 WW 120 | A19, Warm White, 3000K |
| | 13W | ECS A19 V2 WW 120 | A19, Warm White, 3000K |
| | 13W | ECS A19 V2 CW 120 | A19, Daylight, 5000K |
| Lighting Science | 8W | DFN 19 CW 120 | A19, Cool White, 5000K |
| | 8W | DFN 19 NW 120 | A19, Neutral White, 4000K |
| | 8W | DFN 19 W27 120 | A19, Warm White, 2700K |
| | 8W | DFN 19 WW 120 | A19, Warm White, 3000K |
| | 8W | DFN A19 V1 CW 120 | A19, Cool White, 5000K |
| | 8W | DFN A19 V1 NW 120 | A19, Neutral White, 4000K |
| | 8W | DFN A19 V1 W27 120 | A19, Warm White, 2700K |
| | 8W | DFN A19 V1 WW 120 | A19, Warm White, 3000K |
| | 13.5W | DFN A19 V2 CW 120 | A19, Cool White, 5000K |
| | 13.5W | DFN A19 V2 NW 120 | A19, Neutral White, 4000K |
| | 13.5W | DFN A19 V2 W27 120 | A19, Warm White, 2700K |
| | 13.5W | DFN A19 V2 WW 120 | A19, Warm White, 3000K |
| Lumapro | 8W | 8A19/LED/DIM/30 | A19, Warm White, 3000K (6GEM2) |
| | 8W | 8A19/LED/DIM/50 | A19, Cool White, 5000K (6GEM3) |
| Philips | 7W | 7E26A60 | A19 EnduraLED 2700K |
| | 8W | 8E26A60 | A19, 2700K |
| | 12.5W | 12E26A60 | A19, 2700K |
| Sylvania | 8W | LED8A/DIM/F/830 | A19, 3000K |
| | 8W | LED8A/DIM/F/827 | A19, 2700K |
| Westinghouse | 8W | 8A19/LED/DIM/30 | A19, Warm White, 3000K |
| | 8W | 8A19/LED/DIM/50 | A19, Cool White, 5000K |

www.lutron.com

World Headquarters 1.610.282.3800 | 24/7 Technical Support 1.800.523.9466 | Customer Service 1.888.LUTRON1 (1.888.588.7661)

Dimmable CFL & LED bulbs

Compatible with C·L® dimmers

List updated September 12, 2013
For the most up-to-date list, visit
www.lutron.com/dimcflled



CFL bulbs* for C·L lamp dimmers

Credenza® C·L: TTCL-100H



| Brand | Wattage | Model | Description |
|--------------------|---------|------------------|---|
| EcoSmart | 14W | 40114 | Spiral, Soft White (ES5M814DIM2, ES9M814DIM2) |
| | 23W | 10123 | Spiral |
| | 23W | 40123 | Spiral, Soft White (ES5M823DIM2) |
| Feit | 15W | BPESL15T/DM | Spiral |
| | 23W | BPESL23T/DM | Spiral |
| Litetronics | 5W | MB-500D | A19 |
| | 5W | MB-500DL | A19 |
| | 8W | MB-800D | A19 |
| | 8W | MB-800DL | A19 |
| | 11W | MB-15527D | Post Light |
| | 27W | L-27527D | Spiral |
| Philips | 15W | EL/mdt DIM 15W | Spiral |
| | 20W | EL/mdt DIM 20W | Spiral |
| | 32W | EL/dt Dim 32W | Spiral |
| Sylvania | 14W | CF14EL/TWIST/DIM | Spiral |
| | 24W | CF24EL/TWIST/DIM | Spiral |
| TCP | 14W | 40114 | Spiral |
| | 23W | 10123 | Spiral |
| | 23W | 40123 | Spiral |
| Utilitech | 15W | LBP15TDM | Spiral |
| | 23W | LBP23TDM | Spiral |

* CFLs typically require a warmup period before their full dimming range is achieved.