



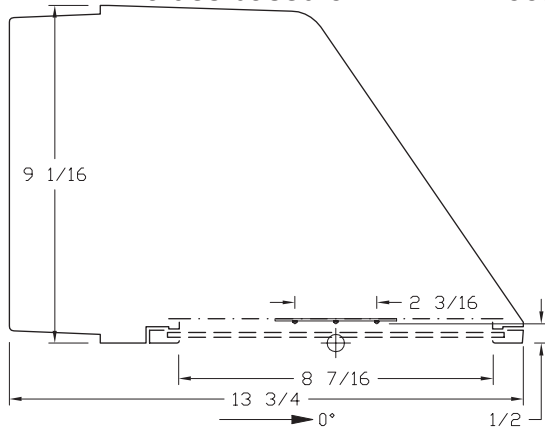
itl boulder
THE LIGHT CENTER OF THE INDUSTRY SINCE 1955

INDEPENDENT TESTING LABORATORIES, INC.
3386 LONGHORN ROAD, BOULDER, CO 80302 USA

PHONE: (303)442-1255 • FAX: (303)449-5274 • E-MAIL: itl@itlboulder.com • WEBSITE: www.itlboulder.com

ISOFOOTCANDLE LINES OF HORIZONTAL ILLUMINATION

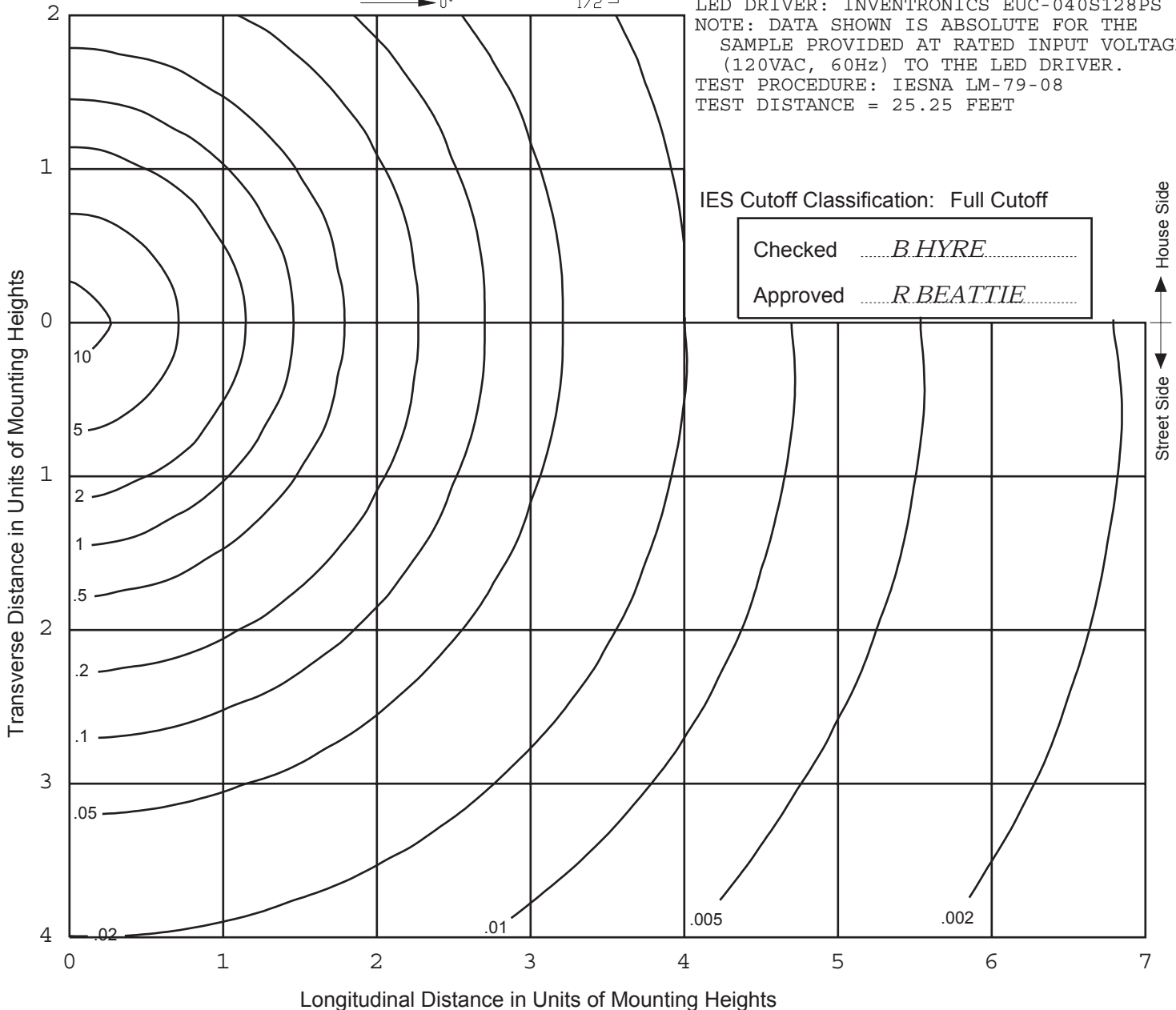
Values based on 10 foot mounting height.



REPORT NUMBER: ITL67101
DATE: 01/12/11
PREPARED FOR: MAXLITE
CATALOG NUMBER: MLLWP40LED50DS
LUMINAIRE: CAST BROWN PAINTED METAL HOUSING, FLAT SEMI-DIFFUSE METAL CIRCUIT BOARD MOUNTING PLATE, THREE CIRCUIT BOARDS EACH WITH 9 LEDS, CLEAR FLAT GLASS LENS, CAST BROWN PAINTED METAL LENS FRAME.
LAMPS: TWENTY-SEVEN WHITE LIGHT EMITTING DIODES (LEDs) EACH WITH CLEAR HEMISPHERICAL INTEGRAL LENS, VERTICAL BASE-UP POSITION.
TOTAL INPUT WATTS = 39.8 AT 120.0 VOLTS
LED DRIVER: INVENTRONICS EUC-040S128PS
NOTE: DATA SHOWN IS ABSOLUTE FOR THE SAMPLE PROVIDED AT RATED INPUT VOLTAGE (120VAC, 60Hz) TO THE LED DRIVER.
TEST PROCEDURE: IESNA LM-79-08
TEST DISTANCE = 25.25 FEET

IES Cutoff Classification: Full Cutoff

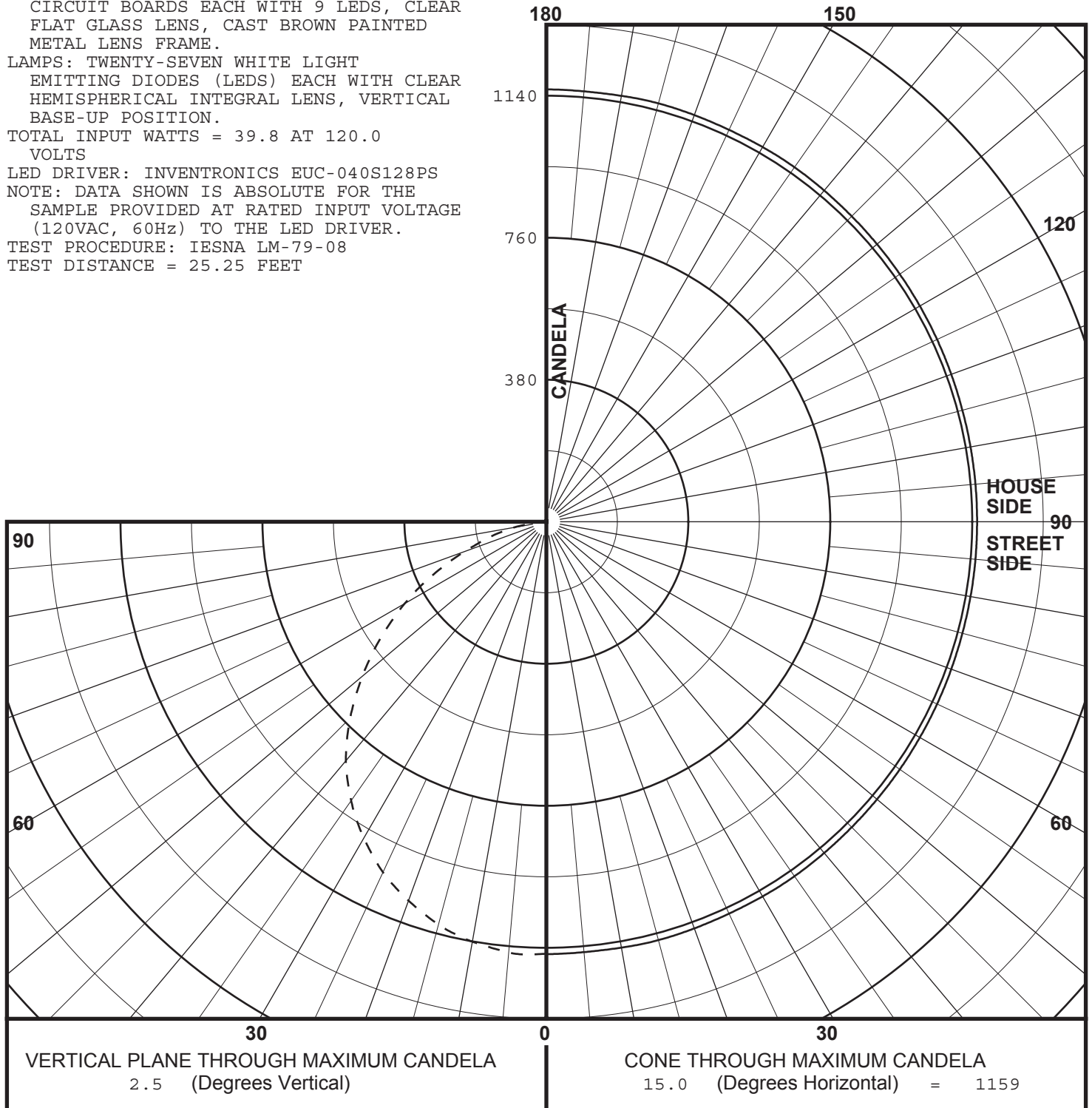
Checked *B. HYRE*
Approved *R. BEATTIE*

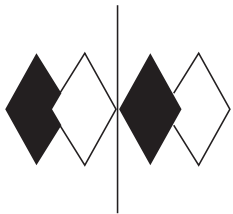




REPORT NUMBER: ITL67101
 DATE: 01/12/11
 PREPARED FOR: MAXLITE
 CATALOG NUMBER: MLLWP40LED50DS
 LUMINAIRE: CAST BROWN PAINTED METAL HOUSING, FLAT SEMI-DIFFUSE METAL CIRCUIT BOARD MOUNTING PLATE, THREE CIRCUIT BOARDS EACH WITH 9 LEDS, CLEAR FLAT GLASS LENS, CAST BROWN PAINTED METAL LENS FRAME.
 LAMPS: TWENTY-SEVEN WHITE LIGHT EMITTING DIODES (LEDs) EACH WITH CLEAR HEMISPHERICAL INTEGRAL LENS, VERTICAL BASE-UP POSITION.
 TOTAL INPUT WATTS = 39.8 AT 120.0 VOLTS
 LED DRIVER: INVENTRONICS EUC-040S128PS
 NOTE: DATA SHOWN IS ABSOLUTE FOR THE SAMPLE PROVIDED AT RATED INPUT VOLTAGE (120VAC, 60Hz) TO THE LED DRIVER.
 TEST PROCEDURE: IESNA LM-79-08
 TEST DISTANCE = 25.25 FEET

MAXIMUM PLANE AND MAXIMUM CONE PLOTS OF CANDELA

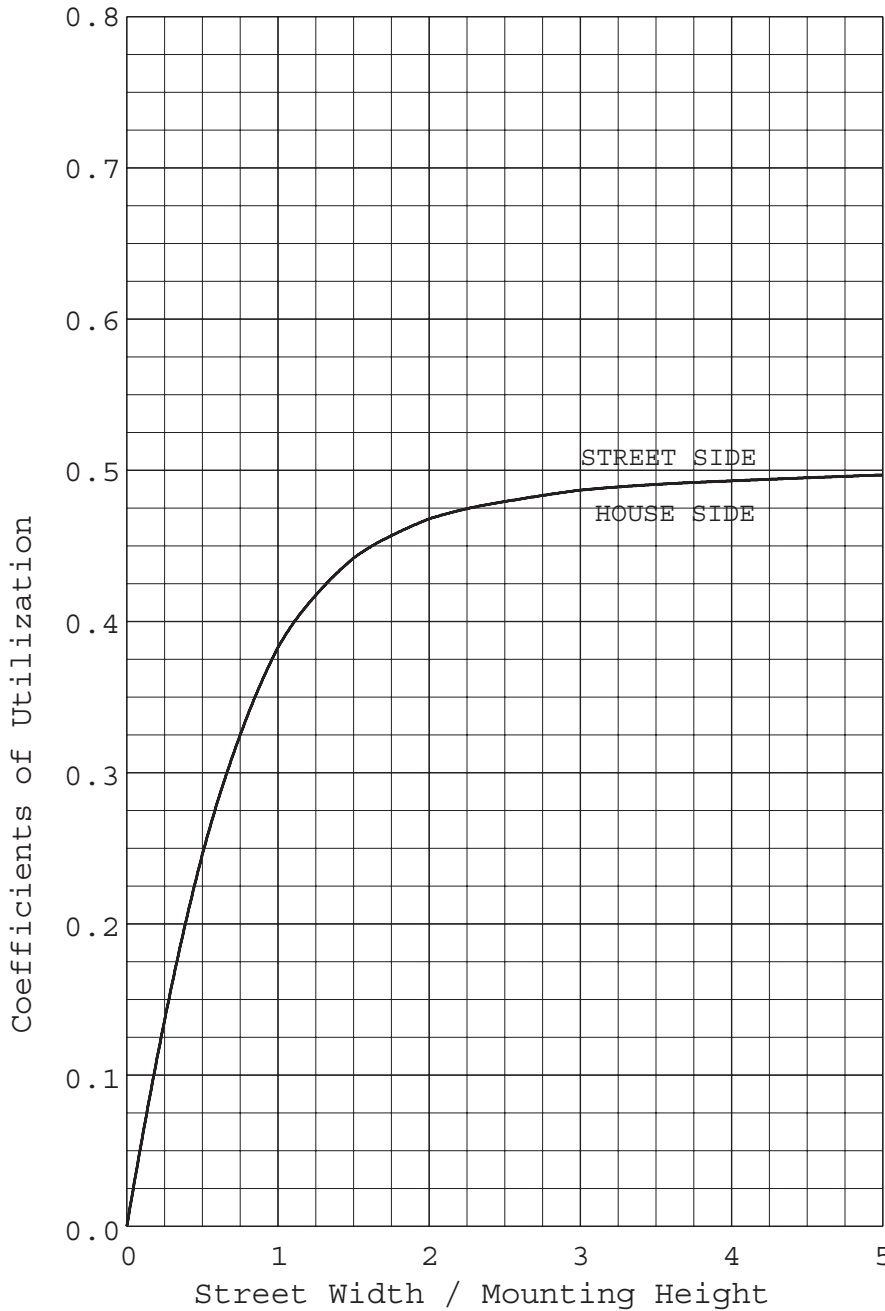




REPORT NUMBER: ITL67101
 PREPARED FOR: MAXLITE

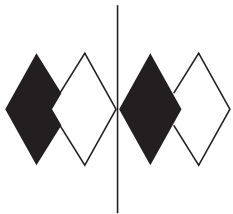
DATE: 01/12/11

COEFFICIENTS OF UTILIZATION AND FLUX DISTRIBUTION



	LUMENS	PERCENT OF FIXTURE
DOWNWARD STREET SIDE	1531	50.0
DOWNWARD HOUSE SIDE	1531	50.0
DOWNWARD TOTAL	3062	100.0
UPWARD STREET SIDE	0	0.0
UPWARD HOUSE SIDE	0	0.0
UPWARD TOTAL	0	0.0
TOTAL FLUX	3062	100.0
EFFICACY = 76.9 Lm/W		

ALL CANDELA AND LUMENS IN THIS REPORT ARE BASED ON ABSOLUTE PHOTOMETRY. THE COEFFICIENT OF UTILIZATION VALUES ARE BASED ON THE TOTAL ABSOLUTE LUMEN OUTPUT OF THIS LUMINAIRE SAMPLE.



REPORT NUMBER: ITL67101
 DATE: 01/12/11
 PREPARED FOR: MAXLITE

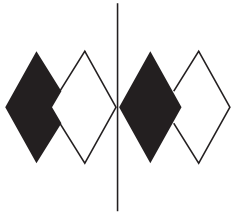
FLUX DISTRIBUTION BY SOLID ANGLE

(PER IESNA TM-15-07, LUMINAIRE CLASSIFICATION SYSTEM FOR OUTDOOR LUMINAIRES)

	LUMENS	PERCENT OF FIXTURE	BUG ZONE RATINGS
FORWARD LIGHT	1531.	50.0	
FL (0- 30)	450.5	14.7	
FM (30- 60)	812.4	26.5	
FH (60- 80)	250.6	8.2	G0
FVH(80- 90)	17.6	0.6	U1 G1
BACK LIGHT	1531.	50.0	
BL (0- 30)	450.5	14.7	B1
BM (30- 60)	812.4	26.5	B1
BH (60- 80)	250.6	8.2	B1 G0
BVH(80- 90)	17.6	0.6	U1 G1
UPLIGHT	0.	0.0	
UL (90-100)	0.0	0.0	U0
UH (100-180)	0.0	0.0	U0
TRAPPED LIGHT	0.	0.0	
TOTAL FLUX	3062.	100.0	

BACKLIGHT, UPLIGHT, AND GLARE (BUG) RATINGS
 (PER ADDENDUM A FOR IESNA TM-15-07)

BUG RATING: B1 U1 G1



itl boulder

THE LIGHT CENTER OF THE INDUSTRY SINCE 1955

INDEPENDENT TESTING LABORATORIES, INC.
3386 LONGHORN ROAD, BOULDER, CO 80302 USA

PHONE: (303)442-1255 • FAX: (303)449-5274 • E-MAIL: itl@itlboulder.com • WEBSITE: www.itlboulder.com

REPORT NUMBER: ITL67101
PREPARED FOR: MAXLITE

DATE: 01/12/11

CANDELA TABULATION

	LATERAL ANGLE										
	0.0	5.0	15.0	25.0	35.0	45.0	55.0	65.0	75.0	85.0	90.0
90.0	0.	0.	0.	0.	0.	0.	0.	0.	0.	0.	0.
87.5	0.	0.	0.	0.	0.	1.	3.	5.	7.	7.	6.
85.0	13.	14.	15.	18.	23.	26.	31.	30.	30.	29.	26.
82.5	49.	50.	52.	59.	61.	59.	60.	61.	59.	57.	53.
80.0	87.	88.	88.	91.	95.	96.	92.	92.	91.	89.	86.
77.5	118.	120.	121.	125.	130.	131.	133.	129.	123.	121.	116.
75.0	152.	154.	156.	160.	163.	165.	165.	163.	159.	160.	156.
72.5	189.	189.	190.	196.	200.	199.	200.	197.	192.	192.	191.
70.0	232.	232.	233.	237.	241.	239.	240.	236.	233.	232.	230.
67.5	279.	282.	282.	284.	288.	286.	287.	282.	281.	280.	276.
65.0	332.	334.	333.	334.	336.	335.	335.	333.	333.	332.	329.
62.5	386.	388.	387.	385.	385.	385.	386.	384.	387.	388.	386.
60.0	440.	441.	438.	435.	435.	436.	437.	437.	441.	444.	442.
57.5	493.	493.	489.	486.	485.	486.	489.	491.	494.	498.	497.
V 55.0	545.	546.	541.	537.	536.	537.	539.	543.	547.	551.	551.
E 52.5	598.	598.	592.	588.	587.	588.	591.	594.	600.	605.	604.
R 50.0	648.	649.	643.	639.	638.	639.	641.	645.	651.	656.	656.
T 47.5	697.	698.	693.	688.	688.	689.	690.	696.	702.	706.	706.
I 45.0	745.	744.	743.	738.	736.	736.	738.	743.	749.	753.	754.
C 42.5	793.	791.	790.	785.	782.	782.	783.	788.	794.	798.	798.
A 40.0	838.	835.	835.	829.	826.	826.	828.	832.	838.	841.	841.
L 37.5	878.	875.	874.	870.	866.	867.	869.	873.	878.	881.	881.
35.0	915.	911.	911.	909.	905.	905.	907.	911.	914.	916.	916.
A 32.5	950.	946.	946.	944.	942.	941.	943.	946.	949.	949.	950.
N 30.0	981.	977.	977.	977.	976.	975.	976.	978.	980.	980.	981.
G 27.5	1009.	1006.	1007.	1007.	1007.	1005.	1006.	1009.	1009.	1009.	1010.
L 25.0	1035.	1033.	1035.	1035.	1035.	1034.	1034.	1035.	1035.	1036.	1036.
E 22.5	1058.	1058.	1058.	1060.	1059.	1059.	1059.	1059.	1060.	1059.	1059.
20.0	1078.	1079.	1079.	1081.	1080.	1080.	1081.	1082.	1082.	1081.	1081.
17.5	1097.	1098.	1098.	1099.	1099.	1100.	1100.	1099.	1100.	1100.	1100.
15.0	1114.	1115.	1116.	1116.	1116.	1117.	1117.	1115.	1116.	1115.	1116.
12.5	1128.	1129.	1130.	1130.	1129.	1130.	1130.	1129.	1129.	1127.	1128.
10.0	1138.	1139.	1141.	1139.	1140.	1140.	1141.	1140.	1140.	1138.	1139.
7.5	1146.	1146.	1149.	1147.	1149.	1148.	1148.	1147.	1147.	1145.	1146.
5.0	1154.	1154.	1157.	1154.	1155.	1153.	1152.	1151.	1151.	1150.	1150.
2.5<<	1157.	1156.	1159.	1157.	1158.	1156.	1155.	1154.	1153.	1153.	1153.
0.0	1156.	1156.	1156.	1156.	1156.	1156.	1156.	1156.	1156.	1156.	1156.

||
PLANE OF MAXIMUM CANDELA

—
CONE OF MAXIMUM CANDELA