




# Sun Blaze® T5 & Sun Blaze® *Supreme* T5 Strip Light Hanging Bracket Kit Instructions




1. Insert screw into top of bracket and install nut loosely on screw.



2. Slide the screw into channel on end of strip light.



3. Carefully tighten screw



4. Utilize supplied "V" hanger for hanging light fixture. We recommend using Sunlift® or Sun Grip® light hangers for quick installation and easy adjustability.