

GENERAL HYDROPONICS® Keep It Simple Solution

Keep It Simple Solution is an easy method to supply the complex nutrition your plants need.

Whether Recirculating or Drain To Waste, start by choosing either the most widely recognized, reliable nutrient in the industry, **Flora Series®** or step into the technological breakthrough of **FloraNova®** for the accelerated performance of mineral nutrients enriched with the healthy, flavorful characteristics of organics. Supplement with two of our trusted and economical formulas; **Floralicious® Plus** and **Liquid KoolBloom®**. Floralicious Plus is a vegan bio stimulator that combines several products in one concentrate, maximizing your resources. Floralicious Plus activates many plant functions to produce healthier and faster growing plants rich in organic flavor with vivid colors, pungent fragrances, and increased yields. In blooming, **Liquid KoolBloom®** provides the additional PK your flowers need. Enriched with stress reducing vitamins and nutrient transporting acids, Liquid KoolBloom promotes production of essential oils, enhances taste, and increases fruiting and flower development.

Keep it simple and enjoy your thriving garden.



robust luscious thriving vigor flourish zest explosive

Nutrient Solution Tips

- Keep nutrient solution temperature below 75° F (24° C).
- For Recirculating, Change nutrient solution every 7-10 days & top off with fresh water between nutrient changes.
- For Drain To Waste, Allow 25% run off during each irrigation.
- If your water is above 200ppm total or 70ppm calcium, use Flora Hardwater Micro instead of FloraMicro.
- Apply Freshwater irrigation after three nutrient applications to flush excess mineral accumulation.
- Keep nutrient solution aerated for best results.



The pH (acidity or alkalinity) of a nutrient solution affects the availability of the elements contained within. Use GH pH adjusters to maintain nutrient pH between 5.5 - 6.5.

Useful Conversions

1 TSP	=	5 ml
1 TBSP	=	15 ml
1 oz	=	30 ml
1 Qt	=	0.946 ml
1 Gal	=	3.785 L
1 Gal	=	128 oz

These programs are starting points for developing your own program. Results will vary based on environmental factors. Using a conductivity or PPM meter will allow you to make accurate measurements and more informed decisions about your nutrient strength. Monitoring and adjusting the pH of your nutrient will help assure nutrient availability.

GH Keep It Simple Recirculating Program (Amounts per US Gallon)

Flora Series	Icon	FloraGro®	FloraMicro®	FloraBloom®	Floralicious® Plus	Liquid KoolBloom®
		Seedling	2.5 ml	2.5 ml	2.5 ml	0
Mild Growth	5 ml	5 ml	5 ml	0.5 ml	0	
Growth	12.5 ml	7.5 ml	2.5 ml	1 ml	0	
Aggressive Growth	15 ml	10 ml	5 ml	1 ml	0	
Transition	10 ml	10 ml	10 ml	1 ml	2.5 ml	
Bloom	5 ml	10 ml	15 ml	1 ml	5 ml	
Aggressive Bloom	0	10 ml	20 ml	1 ml	5 - 10 ml	
Ripen	0	2.5 ml	7.5 ml	1 ml	5 - 10 ml	


CAUTION: Do not premix nutrients, add to water only.

FloraNova	Icon	FloraNova® Grow	FloraNova® Bloom	Floralicious® Plus	Liquid KoolBloom®
		Seedling	2.5 ml	0	0
Mild Growth	5 ml	0	0.5 ml	0	
Growth	10 ml	0	1 ml	0	
Aggressive Growth	12.5 ml	0	1 ml	0	
Transition	5 ml	5 ml	1 ml	2.5 ml	
Bloom	0	10 ml	1 ml	5 ml	
Aggressive Bloom	0	12.5 ml	1 ml	5 - 10 ml	
Ripen	0	5 ml	1 ml	5 - 10 ml	

CAUTION: Do not premix nutrients, add to water only.

Roots

SubCulture creates healthy roots by increasing microbiological activity in the root zone. These microbes enhance nutrient uptake and also attack disease-causing bacteria maximizing your plant's potential.



Use SubCulture in your nutrient solution at transplant and during the growth phase. Add one pouch of SubCulture per 50 gallons. For smaller reservoirs, add one teaspoon per 10 gallons.

Foliar

A foliar spray of CHI and Diamond Nectar strengthens the cell walls in plants which increases resistance to stress and disease.



210 ml CHI + 190 ml Diamond Nectar: Spray leaves every other week until one week into bloom.

Flush

To ensure optimum flavor, crops should be flushed with Flora Kleen prior to harvest. Flora Kleen can also be used to minimize the effects of overfertilization. Flora Kleen works by breaking the bond that attaches fertilizer salts to growing media.



Add 5-10 ml Flora Kleen per gallon of fresh water: Irrigate thoroughly for 2-4 days before harvest.

Defend

Prevent and solve root rot problems with the amazing ability of Flora Shield. Flora Shield can be used in your reservoir and as a foliar spray.



Use 37ml/gallon in your reservoir. If using SubCulture, re-inoculate after using Flora Shield. Do not use SubCulture with Flora Shield.

GH Keep It Simple Drain To Waste Program (Amounts per US Gallon)

Flora Series	Icon	FloraGro®	FloraMicro®	FloraBloom®	Floralicious® Plus	Liquid KoolBloom®
		Seedling	1.5 ml	1.5 ml	1.5 ml	0
Mild Growth	5 ml	2.5 ml	2.5 ml	1 ml	0	
Growth	7.5 ml	5 ml	2.5 ml	1 ml	0	
Aggressive Growth	10 ml	5 ml	2.5 ml	1 ml	0	
Transition	5 ml	5 ml	5 ml	1 ml	1.5 ml	
Bloom	2.5 ml	5 ml	7.5 ml	1 ml	2.5 ml	
Aggressive Bloom	0	5 ml	10 ml	1 ml	2.5 - 5 ml	
Ripen	0	2.5 ml	7.5 ml	1 ml	2.5 - 5 ml	


CAUTION: Do not premix nutrients, add to water only.

FloraNova	Icon	FloraNova® Grow	FloraNova® Bloom	Floralicious® Plus	Liquid KoolBloom®
		Seedling	1 ml	0	0
Mild Growth	2.5 ml	0	1 ml	0	
Growth	7 ml	0	1 ml	0	
Aggressive Growth	7.5 ml	0	1 ml	0	
Transition	2.5 ml	2.5 ml	1 ml	1.5 ml	
Bloom	0	5 ml	1 ml	2.5 ml	
Aggressive Bloom	0	7.5 ml	1 ml	2.5 - 5 ml	
Ripen	0	2.5 ml	1 ml	2.5 - 5 ml	

CAUTION: Do not premix nutrients, add to water only.

Roots

SubCulture creates healthy roots by increasing microbiological activity in the root zone. These microbes enhance nutrient uptake and also attack disease-causing bacteria maximizing your plant's potential.



Use SubCulture in your nutrient solution at transplant and during the growth phase. Add one pouch of SubCulture per 50 gallons. For smaller reservoirs, add one teaspoon per 10 gallons.

Foliar

A foliar spray of CHI and Diamond Nectar strengthens the cell walls in plants which increases resistance to stress and disease.



210 ml CHI + 190 ml Diamond Nectar: Spray leaves every other week until one week into bloom.

Flush

To ensure optimum flavor, crops should be flushed with Flora Kleen prior to harvest. Flora Kleen can also be used to minimize the effects of overfertilization. Flora Kleen works by breaking the bond that attaches fertilizer salts to growing media.



Add 5-10 ml Flora Kleen per gallon of fresh water: Irrigate thoroughly for 2-4 days before harvest.

Defend

Prevent and solve root rot problems with the amazing ability of Flora Shield. Flora Shield can be used in your reservoir and as a foliar spray.



Use 37ml/gallon in your reservoir. If using SubCulture, re-inoculate after using Flora Shield. Do not use SubCulture with Flora Shield.

GENERAL HYDROPONICS® Expert Feed Program

Go ahead and take it to the next level with the Expert Feed Program.

Start with the **Flora Series**®, the most reliable, widely recognized nutrient in the industry and combine with more supplements for faster, more vigorous growth.

The super vegan formula of **Floralicious® Grow** will enhance your plant's ability to increase metabolic activity and nutrient assimilation, building superior root and leaf mass. For phenomenal flavor, fruit swelling and enhanced oil production switch to **Floralicious® Bloom** and your plants will be stoked by this vegan formulation.

By accelerating nutrient absorption in the root zone, **Diamond Nectar®** optimizes nutrient uptake, supercharging your fast growing garden. Diamond Nectar stimulates plant growth by increasing cell division and the rate of development in root systems for bigger, more robust yields. Use Diamond Nectar for both foliar applications and in your reservoir.

Liquid KoolBloom® goes way beyond your typical bloom booster. Enriched with stress reducing vitamins and nutrient transporting acids, Liquid Kool Bloom promotes production of essential oils, enhances flavor, and increases fruiting and flower development. Finally, add **Dry KoolBloom®** in the last two weeks for optimal weight gain and ripening to perfection.



GH Expert Recirculating Program (Amounts per US Gallon)

Flora Series	FloraGro®	FloraMicro®	FloraBloom®	Diamond Nectar™	Floralicious® Grow	Floralicious® Bloom	Liquid KoolBloom®	Dry KoolBloom®
Seedling	2.5 ml	2.5 ml	2.5 ml	5 ml	5 ml	0	0	0
Mild Growth	5 ml	5 ml	5 ml	10 ml	5 ml	0	0	0
Growth	12.5 ml	7.5 ml	2.5 ml	10 ml	2.5 ml	0	0	0
Aggressive Growth	15 ml	10 ml	5 ml	10 ml	5 ml	0	0	0
Transition	10 ml	10 ml	10 ml	5 ml	0	5 ml	2.5 ml	0
Bloom	5 ml	10 ml	15 ml	0	0	5 ml	5 ml	0
Aggressive Bloom	0	7.5 ml	15 ml	0	0	5 ml	5 ml	0.25 g
Ripen	0	5 ml	20 ml	0	0	5 ml	0	0.5 g

CAUTION: Do not premix nutrients, add to water only. - When using Dry KoolBloom, be careful using an aggressive strength blooming formula.

Useful Conversions

1 TSP	=	5 ml
1 TBSP	=	15 ml
1 oz	=	30 ml
1 Qt	=	0.946 ml
1 Gal	=	3.785 L
1 Gal	=	128 oz

These programs are starting points for developing your own program. Results will vary based on environmental factors. Using a conductivity or PPM meter will allow you to make accurate measurements and more informed decisions about your nutrient strength. Monitoring and adjusting the pH of your nutrient will help assure nutrient availability.

Recirculating Nutrient Solution Tips

- Keep nutrient solution temperature below 75° F (24° C).
- Change nutrient solution every 7-10 days.
- If your water is above 200ppm total or 70ppm calcium, use Flora Hardwater Micro instead of FloraMicro.
- Top off with fresh water between nutrient changes.
- Keep nutrient solution aerated for best results.




The pH (acidity or alkalinity) of a nutrient solution affects the availability of the elements contained within. Use GH pH adjusters to maintain nutrient pH between 5.5 - 6.5.

Roots

SubCulture creates healthy roots by increasing microbiological activity in the root zone. These microbes enhance nutrient uptake and also attack disease-causing bacteria maximizing your plant's potential.

Use SubCulture in your nutrient solution at transplant and during the growth phase. Add one pouch of SubCulture per 50 gallons. For smaller reservoirs, add one teaspoon per 10 gallons.



Foliar

A foliar spray of CHI and Diamond Nectar strengthens the cell walls in plants which increases resistance to stress and disease.

210 ml CHI + 190 ml Diamond Nectar: Spray leaves every other week until one week into bloom.



Flush

To ensure optimum flavor, crops should be flushed with Flora Klean prior to harvest. Flora Klean can also be used to minimize the effects of overfertilization. Flora Klean works by breaking the bond that attaches fertilizer salts to growing media.

Add 5-10 ml Flora Klean per gallon of fresh water. Irrigate thoroughly for 2-4 days before harvest.



Defend

Prevent and solve root rot problems with the amazing ability of Flora Shield. Flora Shield can be used in your reservoir and as a foliar spray.

Use 37ml/gallon in your reservoir. If using SubCulture, re-inoculate after using Flora Shield. Do not use SubCulture with Flora Shield.



GH Expert Drain To Waste Program (Amounts per US Gallon)

Flora Series	FloraGro®	FloraMicro®	FloraBloom®	Diamond Nectar™	Floralicious® Grow	Floralicious® Bloom	Liquid KoolBloom®	Dry KoolBloom®
Seedling	1.5 ml	1.5 ml	1.5 ml	5 ml	5 ml	0	0	0
Mild Growth	5 ml	2.5 ml	2.5 ml	10 ml	5 ml	0	0	0
Growth	7.5 ml	5 ml	2.5 ml	10 ml	5 ml	0	0	0
Aggressive Growth	10 ml	5 ml	2.5 ml	10 ml	5 ml	0	0	0
Transition	5 ml	5 ml	5 ml	5 ml	0	5 ml	2 ml	0
Bloom	2 ml	3 ml	5 ml	0	0	5 ml	2.5 - 5 ml	0
Aggressive Bloom	0	3 ml	6 ml	0	0	5 ml	2.5 - 5 ml	0.25 g
Ripen	0	2 ml	5 ml	0	0	5 ml	0	0.5 g

CAUTION: Do not premix nutrients, add to water only. - When using Dry KoolBloom, be careful using an aggressive strength blooming formula.

Useful Conversions

1 TSP	=	5 ml
1 TBSP	=	15 ml
1 oz	=	30 ml
1 Qt	=	0.946 ml
1 Gal	=	3.785 L
1 Gal	=	128 oz

These programs are starting points for developing your own program. Results will vary based on environmental factors. Using a conductivity or PPM meter will allow you to make accurate measurements and more informed decisions about your nutrient strength. Monitoring and adjusting the pH of your nutrient will help assure nutrient availability.

Drain To Waste Nutrient Solution Tips

- Keep nutrient solution temperature below 75° F (24° C).
- Allow 25% runoff during each irrigation.
- If your water is above 200ppm total or 70ppm calcium, use Flora Hardwater Micro instead of FloraMicro.
- Apply freshwater irrigation after 3 nutrient applications to flush excess mineral accumulation.
- Keep nutrient solution aerated for best results.



The pH (acidity or alkalinity) of a nutrient solution affects the availability of the elements contained within. Use GH pH adjusters to maintain nutrient pH between 5.5 - 6.5.

Roots

SubCulture creates healthy roots by increasing microbiological activity in the root zone. These microbes enhance nutrient uptake and also attack disease-causing bacteria maximizing your plant's potential.

Use SubCulture in your nutrient solution at transplant and during the growth phase. Add one pouch of SubCulture per 50 gallons. For smaller reservoirs, add one teaspoon per 10 gallons.



Foliar

A foliar spray of CHI and Diamond Nectar strengthens the cell walls in plants which increases resistance to stress and disease.

210 ml CHI + 190 ml Diamond Nectar: Spray leaves every other week until one week into bloom.



Flush

To ensure optimum flavor, crops should be flushed with Flora Klean prior to harvest. Flora Klean can also be used to minimize the effects of overfertilization. Flora Klean works by breaking the bond that attaches fertilizer salts to growing media.

Add 5-10 ml Flora Klean per gallon of fresh water. Irrigate thoroughly for 2-4 days before harvest.



Defend

Prevent and solve root rot problems with the amazing ability of Flora Shield. Flora Shield can be used in your reservoir and as a foliar spray.

Use 37ml/gallon in your reservoir. If using SubCulture, re-inoculate after using Flora Shield. Do not use SubCulture with Flora Shield.

