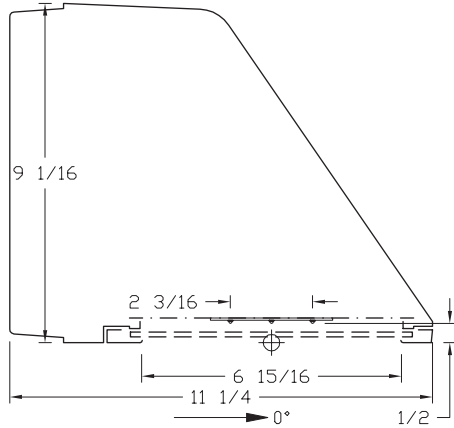




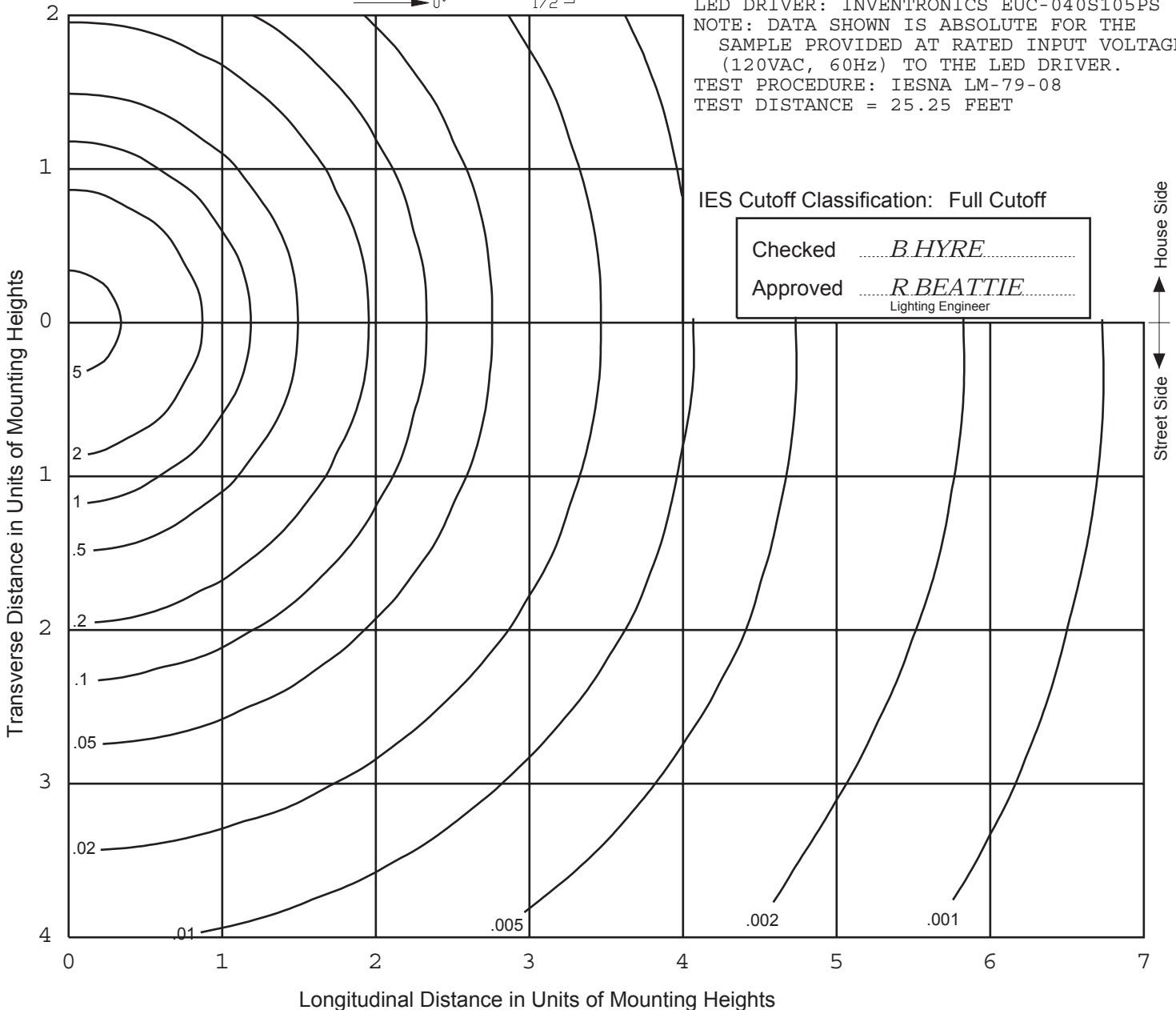
**ISOFOOTCANDLE LINES OF HORIZONTAL ILLUMINATION**  
Values based on 12 foot mounting height.



REPORT NUMBER: ITL68000  
 ISSUE DATE: 03/21/11 PAGE: 1 OF 6  
 PREPARED FOR: MAXLITE  
 CATALOG NUMBER: MLSWP30LED50DS  
 LUMINAIRE: CAST BROWN PAINTED METAL HOUSING, FLAT SEMI-DIFFUSE METAL CIRCUIT BOARD MOUNTING PLATE, TWO CIRCUIT BOARDS EACH WITH 9 LEDS, CLEAR FLAT GLASS LENS, CAST BROWN PAINTED METAL LENS FRAME.  
 LAMPS: EIGHTEEN WHITE LIGHT EMITTING DIODES (LEDS) EACH WITH CLEAR HEMISPHERICAL INTEGRAL LENS, VERTICAL BASE-UP POSITION.  
 TOTAL INPUT WATTS = 34.8 AT 120.0 VOLTS  
 LED DRIVER: INVENTRONICS EUC-040S105PS  
 NOTE: DATA SHOWN IS ABSOLUTE FOR THE SAMPLE PROVIDED AT RATED INPUT VOLTAGE (120VAC, 60Hz) TO THE LED DRIVER.  
 TEST PROCEDURE: IESNA LM-79-08  
 TEST DISTANCE = 25.25 FEET

IES Cutoff Classification: Full Cutoff

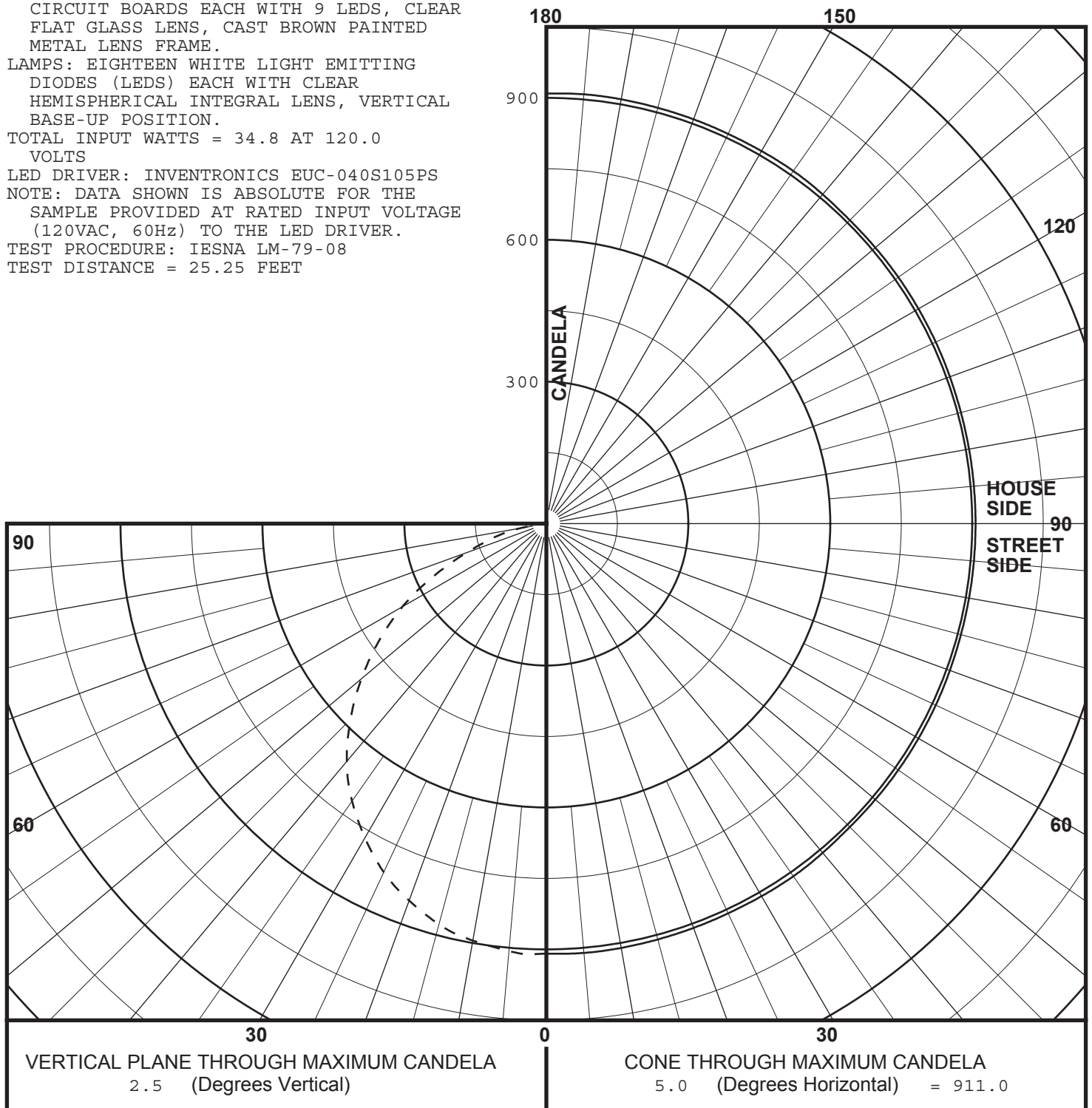
Checked	<i>B. HYRE</i>
Approved	<i>R. BEATTIE</i> Lighting Engineer





REPORT NUMBER: ITL68000  
 ISSUE DATE: 03/21/11 PAGE: 2 OF 6  
 PREPARED FOR: MAXLITE  
 CATALOG NUMBER: ML5WP30LED50DS  
 LUMINAIRE: CAST BROWN PAINTED METAL HOUSING, FLAT SEMI-DIFFUSE METAL CIRCUIT BOARD MOUNTING PLATE, TWO CIRCUIT BOARDS EACH WITH 9 LEDS, CLEAR FLAT GLASS LENS, CAST BROWN PAINTED METAL LENS FRAME.  
 LAMPS: EIGHTEEN WHITE LIGHT EMITTING DIODES (LEDs) EACH WITH CLEAR HEMISPHERICAL INTEGRAL LENS, VERTICAL BASE-UP POSITION.  
 TOTAL INPUT WATTS = 34.8 AT 120.0 VOLTS  
 LED DRIVER: INVENTRONICS EUC-040S105PS  
 NOTE: DATA SHOWN IS ABSOLUTE FOR THE SAMPLE PROVIDED AT RATED INPUT VOLTAGE (120VAC, 60Hz) TO THE LED DRIVER.  
 TEST PROCEDURE: IESNA LM-79-08  
 TEST DISTANCE = 25.25 FEET

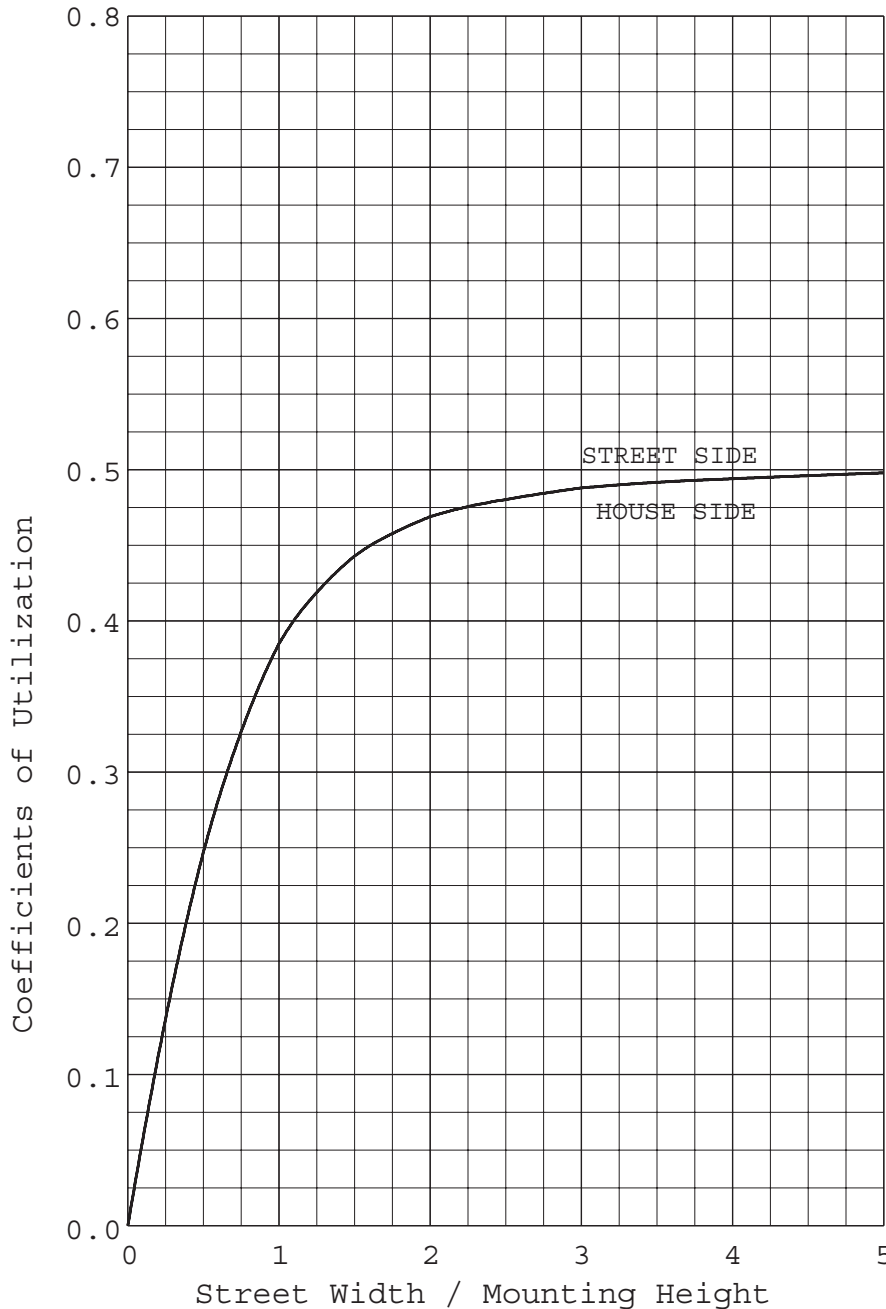
MAXIMUM PLANE AND MAXIMUM CONE PLOTS OF CANDELA



REPORT NUMBER: ITL68000  
ISSUE DATE: 03/21/11  
PREPARED FOR: MAXLITE

PAGE: 3 OF 6

COEFFICIENTS OF UTILIZATION AND FLUX DISTRIBUTION



	LUMENS	PERCENT OF FIXTURE
DOWNWARD STREET SIDE	1201	50.0
DOWNWARD HOUSE SIDE	1201	50.0
DOWNWARD TOTAL	2402	100.0
UPWARD STREET SIDE	0	0.0
UPWARD HOUSE SIDE	0	0.0
UPWARD TOTAL	0	0.0
TOTAL FLUX	2402	100.0
EFFICACY = 69.0 Lm/W		

ALL CANDELA AND LUMENS IN THIS REPORT ARE BASED ON ABSOLUTE PHOTOMETRY. THE COEFFICIENT OF UTILIZATION VALUES ARE BASED ON THE TOTAL ABSOLUTE LUMEN OUTPUT OF THIS LUMINAIRE SAMPLE.



INDEPENDENT TESTING LABORATORIES, INC.  
 3386 LONGHORN ROAD, BOULDER, CO 80302 USA

PHONE: (303)442-1255 • FAX: (303)449-5274 • E-MAIL: itl@itlboulder.com • WEBSITE: www.itlboulder.com

REPORT NUMBER: ITL68000  
 ISSUE DATE: 03/21/11  
 PREPARED FOR: MAXLITE

PAGE: 4 OF 6

FLUX DISTRIBUTION BY SOLID ANGLE

(PER IESNA TM-15-07, LUMINAIRE CLASSIFICATION SYSTEM FOR OUTDOOR LUMINAIRES)

	LUMENS	PERCENT OF FIXTURE	BUG ZONE RATINGS
FORWARD LIGHT	1201.	50.0	
FL ( 0- 30)	354.1	14.7	
FM ( 30- 60)	641.4	26.7	
FH ( 60- 80)	195.0	8.1	G0
FVH( 80- 90)	10.7	0.4	U1 G1
BACK LIGHT	1201.	50.0	
BL ( 0- 30)	354.1	14.7	B1
BM ( 30- 60)	641.4	26.7	B1
BH ( 60- 80)	195.0	8.1	B1 G0
BVH( 80- 90)	10.7	0.4	U1 G1
UPLIGHT	0.	0.0	
UL ( 90-100)	0.0	0.0	U0
UH (100-180)	0.0	0.0	U0
TRAPPED LIGHT	0.	0.0	
TOTAL FLUX	2402.	100.0	

BACKLIGHT, UPLIGHT, AND GLARE (BUG) RATINGS  
 (PER ADDENDUM A FOR IESNA TM-15-07)

BUG RATING: B1 U1 G1



INDEPENDENT TESTING LABORATORIES, INC.  
3386 LONGHORN ROAD, BOULDER, CO 80302 USA

PHONE: (303)442-1255 • FAX: (303)449-5274 • E-MAIL: itl@itlboulder.com • WEBSITE: www.itlboulder.com

REPORT NUMBER: ITL68000  
ISSUE DATE: 03/21/11  
PREPARED FOR: MAXLITE

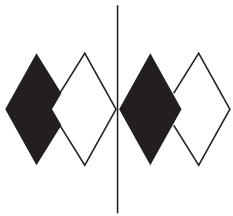
PAGE: 5 OF 6

CANDELA TABULATION

	LATERAL ANGLE										
	0.0	5.0	15.0	25.0	35.0	45.0	55.0	65.0	75.0	85.0	90.0
90.0	0.	0.	0.	0.	0.	0.	0.	0.	0.	0.	0.
87.5	0.	0.	0.	0.	0.	0.	1.	2.	2.	2.	1.
85.0	6.	6.	5.	7.	9.	12.	14.	16.	16.	16.	15.
82.5	28.	28.	28.	32.	34.	38.	41.	40.	37.	36.	35.
80.0	55.	56.	57.	63.	69.	71.	65.	64.	64.	63.	62.
77.5	89.	90.	91.	93.	96.	97.	99.	98.	91.	89.	87.
75.0	116.	117.	117.	120.	123.	124.	126.	126.	122.	123.	121.
72.5	145.	145.	146.	150.	152.	153.	155.	153.	151.	151.	151.
70.0	180.	180.	181.	183.	186.	186.	187.	185.	184.	184.	182.
67.5	219.	219.	220.	221.	225.	224.	224.	221.	221.	220.	217.
65.0	261.	263.	263.	263.	264.	264.	263.	260.	262.	262.	259.
62.5	306.	308.	308.	305.	305.	305.	303.	303.	306.	307.	305.
60.0	349.	351.	349.	346.	345.	345.	345.	345.	349.	351.	351.
57.5	391.	392.	389.	385.	384.	385.	386.	389.	392.	395.	394.
V 55.0	431.	432.	428.	425.	424.	426.	427.	430.	434.	436.	435.
E 52.5	471.	471.	468.	465.	464.	465.	468.	471.	475.	478.	478.
R 50.0	510.	510.	507.	504.	504.	504.	508.	511.	516.	519.	519.
T 47.5	549.	549.	546.	544.	544.	542.	548.	550.	555.	559.	558.
I 45.0	585.	585.	583.	582.	582.	579.	584.	588.	592.	595.	596.
C 42.5	622.	622.	620.	618.	618.	616.	620.	624.	629.	631.	631.
A 40.0	656.	656.	655.	652.	652.	650.	654.	659.	663.	664.	664.
L 37.5	688.	688.	687.	684.	684.	682.	686.	690.	693.	696.	696.
35.0	716.	716.	716.	714.	714.	713.	716.	719.	722.	724.	724.
A 32.5	742.	742.	743.	743.	742.	741.	744.	746.	749.	750.	751.
N 30.0	767.	767.	769.	769.	768.	767.	769.	771.	774.	775.	775.
G 27.5	790.	791.	793.	793.	792.	790.	792.	794.	796.	797.	797.
L 25.0	813.	813.	814.	814.	813.	812.	813.	815.	816.	817.	816.
E 22.5	832.	832.	833.	833.	831.	831.	832.	833.	834.	834.	834.
20.0	848.	848.	848.	848.	847.	848.	849.	849.	850.	848.	849.
17.5	863.	863.	863.	863.	862.	863.	863.	863.	864.	863.	863.
15.0	877.	877.	877.	877.	876.	876.	876.	876.	877.	876.	876.
12.5	888.	888.	888.	887.	888.	887.	887.	887.	887.	887.	886.
10.0	895.	895.	895.	895.	896.	894.	895.	895.	894.	895.	895.
7.5	900.	901.	901.	900.	902.	899.	901.	901.	900.	901.	901.
5.0	906.	907.	907.	905.	907.	904.	906.	905.	905.	904.	905.
2.5<<	909.	911.	910.	909.	910.	907.	908.	908.	907.	907.	907.
0.0	909.	909.	909.	909.	909.	909.	909.	909.	909.	909.	909.

PLANE OF MAXIMUM CANDELA

CONE OF MAXIMUM CANDELA



**itl boulder**  
THE LIGHT CENTER OF THE INDUSTRY SINCE 1955



INDEPENDENT TESTING LABORATORIES, INC.  
3386 LONGHORN ROAD, BOULDER, CO 80302 USA

PHONE: (303)442-1255 • FAX: (303)449-5274 • E-MAIL: [itl@itlboulder.com](mailto:itl@itlboulder.com) • WEBSITE: [www.itlboulder.com](http://www.itlboulder.com)

REPORT NUMBER: ITL68000  
ISSUE DATE: 03/21/11  
PREPARED FOR: MAXLITE

PAGE: 6 OF 6

ADDRESS: 12 YORK AVE.  
WEST CALDWELL, NJ 07006

THIS ITL REPORT WITH THE USE OF THE NVLAP LOGO SHALL NOT BE USED BY THE CLIENT TO CLAIM PRODUCT CERTIFICATION, APPROVAL, OR ENDORSEMENT BY NVLAP, NIST, OR ANY AGENCY OF THE FEDERAL GOVERNMENT.