


















# Upgrade to substantial energy savings and superior light quality









Philips EnduraLED retrofit LED lamps bring out the best in light, but at a truly remarkable savings. EnduraLED retrofit lamps deliver performance you can count on, and are the simple, efficient and sustainable way to upgrade to LED lighting.

Standard Lamp Equivalency*	EnduraLED 800 Series Dimmable Replacement	Energy Used	Philips Energy Saving EnduraLED Replacement	Philips Product Number	Beam Angle	Color Temp.	MBCP <sup>1</sup>	Lumens (Brightness)	Rated Average Life (Hrs.) <sup>2</sup>	Dimmable	Energy Saved	Philips Product Bulletin Number
75W PAR38 Halogen		17W	17PAR38/END/S15 2700 DIM	41451-6	15°	2700K	7200	880	45,000	✓	Up to 58 Watts	P-6247
		17W	17PAR38/END/F22 2700 DIM	41017-5	22°	2700K	3900	880	45,000	✓	Up to 58 Watts	P-6247
		17W	17PAR38/END/F22 3000 DIM	41018-3	22°	3000K	4100	930	45,000	✓	Up to 58 Watts	P-6247
		17W	17PAR38/END/F36 2700 DIM	41460-7	36°	2700K	1500	880	45,000	✓	Up to 58 Watts	P-6247
		17W	17PAR38/END/F36 3000 DIM	41461-5	36°	3000K	1600	930	45,000	✓	Up to 58 Watts	P-6247
90W PAR38 Halogen		17W	17PAR38/END/S10 3000 DIM	41443-3	10°	3000K	14,000	930	45,000	✓	Up to 73 Watts	P-6247
		17W	17PAR38/END/S15 4000 DIM	41453-2	15°	4000K	9600	1080	45,000	✓	Up to 73 Watts	P-6247
		17W	17PAR38/END/F22 4000 DIM	41019-1	22°	4000K	4800	1050	45,000	✓	Up to 73 Watts	P-6247
60W PAR30L Halogen		12W	12PAR30L/END/F22 2700 DIM	41014-2	22°	2700K	2900	660	45,000	✓	Up to 48 Watts	P-6246
		12W	12PAR30L/END/F36 2700 DIM	41457-3	36°	2700K	1200	660	45,000	✓	Up to 48 Watts	P-6246
65W PAR30L Halogen		12W	12PAR30L/END/S15 2700 DIM	41448-2	15°	2700K	5400	660	45,000	✓	Up to 53 Watts	P-6246
		12W	12PAR30L/END/S15 3000 DIM	41449-0	15°	3000K	5800	700	45,000	✓	Up to 53 Watts	P-6246
		12W	12PAR30L/END/F22 3000 DIM	41015-9	22°	3000K	3000	700	45,000	✓	Up to 53 Watts	P-6246
		12W	12PAR30L/END/F36 3000 DIM	41458-1	36°	3000K	1300	700	45,000	✓	Up to 53 Watts	P-6246
75W PAR30L Halogen		12W	12PAR30L/END/F22 4000 DIM	41016-7	22°	4000K	3600	800	45,000	✓	Up to 63 Watts	P-6246
60W PAR30S Halogen		12W	12PAR30S/END/F22 2700 DIM	41011-8	22°	2700K	2900	660	45,000	✓	Up to 48 Watts	P-6246
65W PAR30S Halogen		13W	13PAR30S/END/S10 3000 DIM	41437-5	10°	3000K	9000	630	45,000	✓	Up to 52 Watts	P-6246
		12W	12PAR30S/END/F22 3000 DIM	41012-6	22°	3000K	3000	700	45,000	✓	Up to 53 Watts	P-6246
75W PAR30S Halogen		12W	12PAR30S/END/F22 4000 DIM	41013-4	22°	4000K	3600	800	45,000	✓	Up to 63 Watts	P-6246

(See back page for footnotes)

Standard Lamp Equivalency*	EnduraLED Replacement	Energy Used	Philips Energy Saving EnduraLED Replacement	Philips Product Number	Beam Angle	Color Temp.	MBCP <sup>1</sup>	Lumens (Brightness)	Rated Average Life (Hrs.) <sup>2</sup>	Dimmable	Energy Saved	Philips Product Bulletin Number
60W PAR38 Halogen		16W	16PAR38/END/F22 2700 DIM	<b>40815-3</b>	22°	2700K	2900	650	40,000	✓	Up to 44 Watts	P-6087-B
		16W	16PAR38/END/F22 3000 DIM	<b>40816-1</b>	22°	3000K	2900	650	40,000	✓	Up to 44 Watt	P-6087-B
75W PAR38 Halogen		16W	16PAR38/END/F22 4200 DIM	<b>40817-9</b>	20°	4200K	4800	920	40,000	✓	Up to 59 Watts	P-6087-B
50W PAR30L Halogen		11W	11PAR30L/END/F22 2700 DIM	<b>40812-0</b>	22°	2700K	2200	440	40,000	✓	Up to 39 Watts	P-6087-B
		11W	11PAR30L/END/F22 3000 DIM	<b>40813-8</b>	22°	3000K	2200	440	40,000	✓	Up to 39 Watts	P-6087-B
60W PAR30L Halogen		11W	11PAR30L/END/F20 4200 DIM	<b>40814-6</b>	20°	4200K	3100	610	40,000	✓	Up to 49 Watts	P-6087-B
50W PAR30S Halogen		11W	11PAR30S/END/F22 2700 DIM	<b>40809-6</b>	22°	2700K	2200	440	40,000	✓	Up to 39 Watts	P-6087-B
		11W	11PAR30S/END/F22 3000 DIM	<b>40810-4</b>	22°	3000K	2200	440	40,000	✓	Up to 39 Watts	P-6087-B
60W PAR30S Halogen		11W	11PAR30S/END/F22 4200 DIM	<b>40811-2</b>	20°	4200K	3100	610	40,000	✓	Up to 49 Watts	P-6087-B
60W PAR38 Halogen		16W	16PAR38/END/F25 2700 120V	<b>40698-2</b>	25°	2700K	2800	600	45,000		Up to 44 Watts	P-6026-C
		16W	16PAR38/END/F25 3000 120V	<b>40680-1</b>	25°	3000K	2800	600	45,000		Up to 44 Watts	P-6026-C
75W PAR38 Halogen		16W	16PAR38/END/F25 4200 120V	<b>40679-3</b>	20°	4200K	4000	850	45,000		Up to 59 Watts	P-6026-C
90W PAR38 Halogen		13W	13PAR38/END/F10 3000 120V	<b>40793-2</b>	9°	3000K	21,000	600	45,000		Up to 77 Watts	P-6026-C
50W PAR30L Halogen		11W	11PAR30L/END/F25 2700 120V	<b>40697-4</b>	25°	2700K	1800	450	45,000		Up to 39 Watts	P-6026-C
		11W	11PAR30L/END/F25 3000 120V	<b>40682-7</b>	25°	3000K	1850	430	45,000		Up to 39 Watts	P-6026-C
60W PAR30L Halogen		11W	11PAR30L/END/F25 4200 120V	<b>40681-9</b>	25°	4200K	2500	560	45,000		Up to 49 Watts	P-6026-C
50W PAR30S Halogen		11W	11PAR30S/END/F25 2700 120V	<b>40676-9</b>	25°	2700K	1800	400	45,000		Up to 39 Watts	P-6026-C
		11W	11PAR30S/END/F25 3000 120V	<b>40677-7</b>	25°	3000K	1850	410	45,000		Up to 39 Watts	P-6026-C
60W PAR30S Halogen		11W	11PAR30S/END/F20 4200 120V	<b>40678-5</b>	20°	4200K	2500	560	45,000		Up to 49 Watts	P-6026-C
40W PAR20 Halogen		7W	7PAR20/END/F25 2700 DIM	<b>41008-4</b>	25°	2700K	1000	250	45,000	✓	Up to 33 Watts	P-6109-A
45W PAR20 Halogen		7W	7PAR20/END/F25 3000 DIM	<b>41009-2</b>	25°	3000K	1050	250	45,000	✓	Up to 38 Watts	P-6109-A
		7W	7PAR20/END/F25 4000 DIM	<b>41010-0</b>	25°	4000K	1200	280	45,000	✓	Up to 38 Watts	P-6109-A
65W BR30 Incandescent		13W	13BR30/END/S60 3000 DIM	<b>41489-6</b>	60°	3000K	520	650	40,000	✓	Up to 52 Watts	Coming Soon
20W R20 Halogen		6W	6R20/END/F22 2700 DIM	<b>40826-0</b>	22°	2700K	900	200	45,000	✓	Up to 14 Watts	P-6089-B
		6W	6R20/END/F22 3000 DIM	<b>40820-3</b>	22°	3000K	900	210	45,000	✓	Up to 14 Watts	P-6089-B

(See back page for footnotes)

Standard Lamp Equivalency*	EnduraLED Replacement	Energy Used	Philips Energy Saving EnduraLED Replacement	Philips Product Number	Beam Angle	Color Temp.	MBCP <sup>1</sup>	Lumens (Brightness)	Rated Average Life (Hrs.) <sup>2</sup>	Dimmable	Energy Saved	Philips Product Bulletin Number
15W MR16 Halogen		4W	4MR16/END/2700	<b>40875-7</b>	24°	2700K	700	160	45,000		Up to 11 Watts	P-6090-C
		4W	4MR16/END/3000	<b>40827-8</b>	24°	3000K	720	160	45,000		Up to 11 Watts	P-6090-C
		4W	4MR16/END/4000	<b>40828-6</b>	24°	4000K	720	180	45,000		Up to 11 Watts	P-6090-C
25W MR16 Halogen		7W	7MR16/END/2700	<b>40876-5</b>	24°	2700K	1100	260	25,000		Up to 18 Watts	P-6090-C
		7W	7MR16/END/3000	<b>40877-3</b>	24°	3000K	1150	275	25,000		Up to 18 Watts	P-6090-C
		7W	7MR16/END/4000	<b>40878-1</b>	24°	4000K	1300	305	25,000		Up to 18 Watts	P-6090-C
25W MR16 Halogen		7W	7MR16/END/S15 2700 12V DIM	<b>41465-6</b>	15°	2700K	2580	325	40,000	✓	Up to 18 Watts	P-6171-A
		7W	7MR16/END/S15 3000 12V DIM	<b>41466-4</b>	15°	3000K	2680	345	40,000	✓	Up to 18 Watts	P-6171-A
30W MR16 Halogen		7W	7MR16/END/F24 2700 12V DIM	<b>41468-0</b>	24°	2700K	1450	360	40,000	✓	Up to 23 Watts	P-6171-A
		7W	7MR16/END/F24 3000 12V DIM	<b>41469-8</b>	24°	3000K	1520	380	40,000	✓	Up to 28 Watts	P-6171-A
		7W	7MR16/END/F36 2700 12V DIM	<b>41471-4</b>	36°	2700K	820	335	40,000	✓	Up to 23 Watts	P-6171-A
		7W	7MR16/END/F36 3000 12V DIM	<b>41472-2</b>	36°	3000K	900	360	40,000	✓	Up to 23 Watts	P-6171-A
30W MR16 Halogen		10W	10MR16/END/S15 2700 12VDIM	<b>41474-8</b>	15°	2700K	3130	405	25,000	✓	Up to 20 Watts	P-6171-A
35W MR16 Halogen		10W	10MR16/END/S15 3000 12VDIM	<b>41475-5</b>	15°	3000K	3510	435	25,000	✓	Up to 20 Watts	P-6171-A
		10W	10MR16/END/F24 2700 12VDIM	<b>41477-1</b>	24°	2700K	1770	445	25,000	✓	Up to 25 Watts	P-6171-A
		10W	10MR16/END/F24 3000 12VDIM	<b>41478-9</b>	24°	3000K	1940	475	25,000	✓	Up to 25 Watts	P-6171-A
40W MR16 Halogen		10W	10MR16/END/F36 2700 12VDIM	<b>41480-5</b>	36°	2700K	1050	420	25,000	✓	Up to 30 Watts	P-6171-A
		10W	10MR16/END/F36 3000 12VDIM	<b>41481-3</b>	36°	3000K	1130	445	25,000	✓	Up to 30 Watts	P-6171-A
25W PAR16 Halogen GUI10 Base		4W	4GUI10/END/3000 10/1	<b>40673-6</b>	22°	3000K	530	100	16,000		Up to 21 Watts	Coming Soon
30W PAR16 Halogen GUI10 Base		4W	4GUI10/END/2700 DIM	<b>41001-9</b>	25°	2700K	570	165	18,000	✓	Up to 26 Watts	Coming Soon
35W Incandescent A19, 210 lumens		7W	7A19/END/DIM/325lm/2700/120V	<b>40795-6</b>	–	2700K	–	325	25,000	✓	Up to 28 Watts	P-6088-B
40W Incandescent A19, 210 lumens		8W	8A19/END/DIM/450lm/2700/120V	<b>40993-8</b>	–	2700K	–	450	25,000	✓	Up to 32 Watts	P-6088-B
60W Incandescent A19, 800 lumens		12.5W	12A19/END/2700 DIM	<b>40994-6</b>	–	2700K	–	800	25,000	✓	Up to 47.5 Watts	P-6107-A

(See back page for footnotes)

Standard Lamp Equivalency	EnduraLED Replacement	Energy Used	Philips Energy Saving EnduraLED Replacement	Philips Product Number	Beam Angle	Color Temp.	MBCP <sup>1</sup>	Lumens (Brightness)	Rated Average Life (Hrs.) <sup>2</sup>	Dimmable	Energy Saved	Philips Product Bulletin Number
Decorative Candle Blunt Incandescent BA9 (Clear), 95 lumens		2.5W	3BA9 END/DIM/CL WW 120V	<b>40605-8</b>	–	3000K	–	32	15,000	✓		P-6027-C
Decorative Candle Blunt Incandescent BA9 (Frosted), 95 lumens		2.5W	3BA9 END/DIM/FR WW 120V	<b>40606-6</b>	–	3000K	–	30	15,000	✓		P-6027-C
Decorative Candle Bent Incandescent B10½ (Clear)		2.5W	3B10½ END/CL WW 120V	<b>40607-4</b>	–	3000K	–	32	15,000			P-6027-C
Decorative Candle Bent Incandescent B10½ (Frosted)		2.5W	3B10½ END/FR WW 120V	<b>40608-2</b>	–	3000K	–	30	15,000			P-6027-C
10W Decorative Candle Blunt Incandescent B10½ (Clear), 95 lumens		2W	2B10½ END/CL/2700K	<b>40797-2</b>	–	2700K	–	70	20,000		Up to 8 Watts	P-6027-C
10W Decorative Candle Bent Incandescent BA9 (Clear), 95 lumens		2W	2BA10 END/CL/2700K	<b>40796-4</b>	–	2700K	–	70	20,000		Up to 8 Watts	P-6027-C
15W Decorative Candle Bent or Blunt Tip Incandescent B10½ or BA9 (Clear)		3W	3BA11 END/2700-130 DIM	<b>41020-9</b>	–	2700K	–	136	20,000	✓	Up to 12 Watts	P-6123-B
		3W	3B11 END/CL 2700 130 DIM	<b>41021-7</b>	–	2700K	–	136	20,000	✓	Up to 12 Watts	P-6123-B
25W Decorative Candle Bent or Blunt Tip Incandescent BA11, 150 lumens		3.5W	4BA11 END/2700-150 DIM	<b>41484-7</b>	–	2700K	–	150	25,000	✓	Up to 21.5 Watts	P-6123-B
		3.5W	4B11 END/2700-150 DIM	<b>41485-4</b>	–	2700K	–	150	25,000	✓	Up to 21.5 Watts	P-6123-B
25W B12 Incandescent, 150 lumens		3.5W	4B12 END/2700-150 DIM	<b>41487-0</b>	–	2700K	–	150	25,000	✓	Up to 21.5 Watts	P-6123-B
25W BA12 Incandescent, 150 lumens		3.5W	4BA12 END/2700-150 DIM	<b>41486-2</b>	–	2700K	–	150	25,000	✓	Up to 21.5 Watts	P-6123-B
25W F15 Incandescent, 150 lumens		3.5W	4F15 END/2700-150 DIM	<b>41488-8</b>	–	2700K	–	150	25,000	✓	Up to 21.5 Watts	P-6123-B

\* All Philips EnduraLED PAR, BR, MR16 equivalencies are based upon the ENERGY STAR® Integral LED Lamp Center Beam Intensity Benchmark tool which can be found at: [www.EnergyStar.gov/LEDbulbs](http://www.EnergyStar.gov/LEDbulbs), LED Light Bulbs for Partners, Program Requirements PDF, Page 11. A-Shape and decorative candles are calculated on lumen values not the the ENERGY STAR® Integral LED Lamp Center Beam Intensity Benchmark tool.

1) Photometric testing consistent with IES LM-79. Maximum Beam Candlepower.

2) Rated average life based on engineering testing and probability analysis.

Data subject to change without notice.



© 2011 Philips Lighting Company, A Division of Philips Electronics North America Corporation. All rights reserved. Printed in USA 5/11 P-6110-A [www.philips.com](http://www.philips.com)

Philips Lighting Company  
200 Franklin Square Drive  
Somerset, NJ 08873  
1-800-555-0050

Philips Lighting  
281 Hillmount Road  
Markham, Ontario  
Canada L6C 2S3  
1-800-555-0050  
A Division of Philips Electronics Ltd.