

Project:	Toshiba Lamp:
Type:	Notes:

Ordering Information

Ordering Code	Input Voltage (VAC)	Lamp Shape	Base Type	Wattage (W)	CCT ¹	Beam Angle	Initial Lumens (lm) ²	Lamp Efficacy (lm/W)	Rated Life (hrs) ³	CBCP (cd)	CRI	Power Factor	Equivalency ⁴	Lamp Weight lb (g)
16P30L/827SP8	120	PAR30	E26	15.6	2700K	8°	710	46.2	40,000	12500	81	>0.70	70W Halogen	0.51 (230)
16P30L/827NFL23	120	PAR30	E26	16.3	2700K	23°	780	47.9	40,000	3600	80	>0.70	70W Halogen	0.57 (260)
16P30L/827FL32	120	PAR30	E26	16.3	2700K	32°	780	47.9	40,000	1650	80	>0.70	60W Halogen	0.57 (260)
16P30L/830SP8	120	PAR30	E26	15.6	3000K	8°	730	46.8	40,000	12700	82	>0.70	70W Halogen	0.51 (230)
16P30L/830NFL23	120	PAR30	E26	16.3	3000K	23°	800	49.1	40,000	3800	80	>0.70	75W Halogen	0.57 (260)
16P30L/830FL32	120	PAR30	E26	16.3	3000K	32°	800	49.1	40,000	1750	80	>0.70	65W Halogen	0.57 (260)
16P30L/840SP8	120	PAR30	E26	15.6	4000K	8°	740	47.4	40,000	12800	84	>0.70	70W Halogen	0.51 (230)
16P30L/840NFL23	120	PAR30	E26	16.3	4000K	23°	800	49.1	40,000	3800	86	>0.70	75W Halogen	0.57 (260)
16P30L/840FL32	120	PAR30	E26	16.3	4000K	32°	800	49.1	40,000	1750	86	>0.70	65W Halogen	0.57 (260)

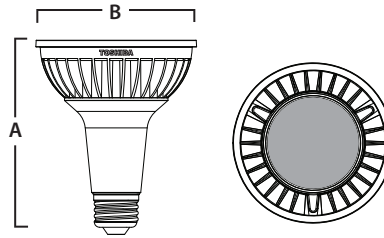
- CCT Range complies to ANSI C78.377-2008.
 - Thermally stable typical lumens (± 10%)
 - Rated life is based on 70% lumen maintenance, and engineering testing and probability analysis.
 - Equivalency based on the Energy Star® Integral LED Lamp Center Beam Intensity Benchmark Tool.
- Note: All Information consistent with IESNA LM-80-08 results and IESNA LM-79-08 testing completed by a qualified third party facility.
 Note: All lamps meet Energy Star® Integral LED Lamp requirements, and will be submitted for testing.
 Note: 5 Year Warranty based on 24 hr/day usage.



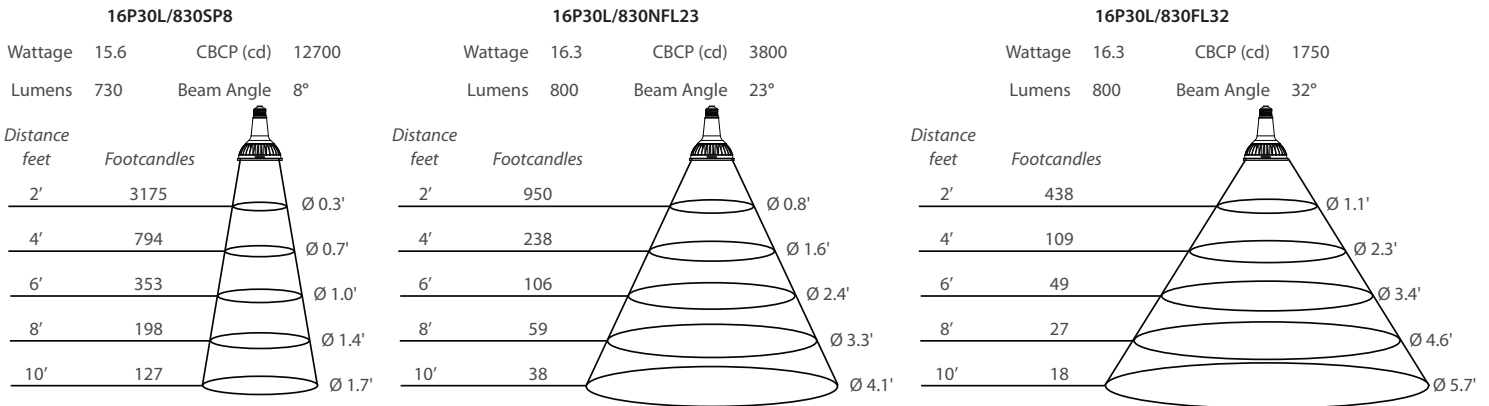
Dimensions

E-Core Model	MOL (A)	Diameter (B)
PAR30 Long Neck	4.52" (114.8 mm)	3.74" (95 mm)

Note: Lamp shape conforms to ANSI C78.21-2003.
 Note: Designed to comply with RoHS Directive 2002/95/EC.



Illuminance Cone Diagrams




Energy Savings

	50W Halogen	60W Halogen	65W Halogen	70W Halogen	75W Halogen
16P30S/830SP8	\$151.36	\$195.36	217.36	239.36*	\$261.36
16P30S/830NFL23	\$148.28	\$192.28	214.28	236.28	\$258.28*
16P30S/830FL32	\$148.28	\$192.28	214.28*	236.28	\$258.28

*Actual Equivalent Replacement, based on the Energy Star® Integral LED Lamp Center Beam Intensity Benchmark Tool.
 Note: Energy Savings based on using one bulb for 40,000 hr rated life at 11¢/kWh. Does not include maintenance and replacement lamp savings.

Ordering Guide

16	P30L	/	827	SP8
Wattage 15.6/16.3 Watts = 16	Lamp Type PAR30 LN = P30L		CRI + CCT 80 CRI + 2700K = 827 80 CRI + 3000K = 830 86 CRI + 4000K = 840	Beam Angle Spot 8° = SP8 Narrow Flood 23° = NFL23 Flood 32° = FL32



Available for all color temperatures