

Model Number:

Approvals:

Accessories:

Type:

Job:

PRODUCT SPECIFICATIONS

CONSTRUCTION

The Trace-lite TL106EXT Series features a durable, die-cast aluminum enclosure with an architectural bronze powder coated finish. Enclosure is fully sealed and gasketed, and is Wet Location Listed for outdoor use. Enclosure and hardware are corrosion resistant. The TL106EXT features an internal, anodized aluminum reflector which provides ideal light distribution, and the lamp(s) are protected by a high-impact, heat resistant borosilicate glass refractor.

LAMPS & BALLASTS

High Pressure Sodium: Lamps from 250 to 400 watts, utilizing a mogul base, glazed porcelain socket pulse rated for 4KV with a CWA type ballast rated for a minimum operating temperature of -30°C (-22°F) and Multi-tap (120/208/240/277VAC) or 480VAC input.

Metal Halide: Lamps in 100 watts, utilizing a mogul base, glazed porcelain socket pulse rated for 4KV with an HX-HPF ballast rated for a minimum operating temperature of -30°C (-22°F) and Multi-tap (120/208/240/277VAC) or 480VAC input.

Pulse Start Metal Halide: Lamps from 150 to 400 watts, utilizing a mogul base, glazed porcelain socket pulse rated for 4KV with a CWA ballast rated for a minimum operating temperature of -30°C (-22°F) and Multi-tap (120/208/240/277VAC) or 480VAC input.

INSTALLATION

The Trace-lite TL106EXT Series is ideal for mounting to any vertical surface and features a hinged design for easy access to internal components. Can be wired to a 4" junction box, or surface mounted using 1/2" NPS conduit entry points.



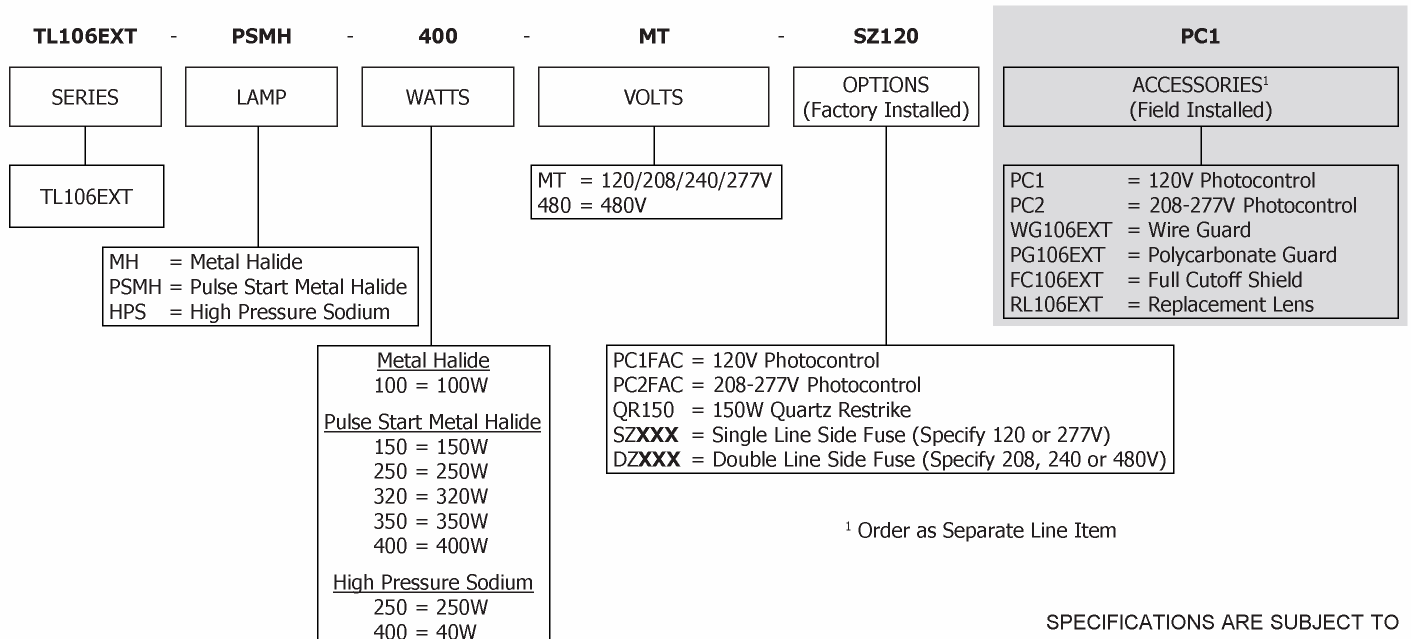
The Trace-lite TL106EXT Series is a very large, durable wallpack that is ideal for parking areas, entrances, walkways, underpasses, loading docks, and recreation areas. Available with Metal Halide, Pulse Start Metal Halide or High Pressure Sodium lamps for any application.

WARRANTY

Any housing component that fails due to manufacturer's defect is guaranteed for two years from time of shipment. Ballasts, Capacitors, and Ignitors are warrantied for one year from time of shipment. Warranty does not apply to damages caused by improper installation, abuse, fire or acts of God. Lamp is not covered by manufacturer's warranty.



ORDERING INFORMATION

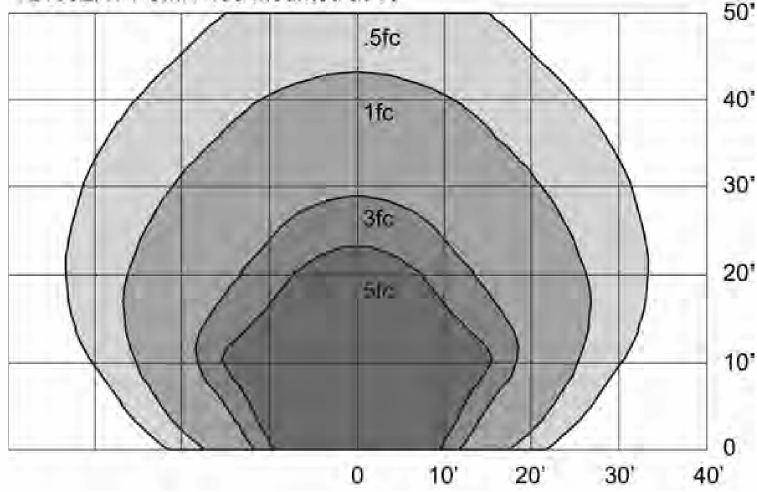


¹ Order as Separate Line Item

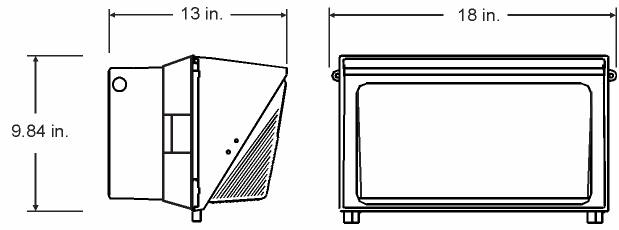
SPECIFICATIONS ARE SUBJECT TO CHANGE WITHOUT NOTICE

SAMPLE PHOTOMETRICS

TL106EXT-PSMH-400 Mounted at 10'



DIMENSIONS



Approximate Weight: 18 lbs.

Footcandle Correction

Multiply factors times the footcandle values for changes in lamp type.

Lamps	150W PSMH	250W HPS	400W PSMH	400W HPS
Factor	.32	.68	1.00	1.24



a division of **BARRON LIGHTING GROUP**
 1911 West Parkside Lane • Phoenix, AZ 85027
 (888) 533-3948 • (623) 580-3948 • Fax: (623) 580-8948
 www.trace-lite.com • www.barronltg.com