

LAMP CHART for WORKHORSE, WHAM AND LONGHORSE

LAMPS

WORKHORSE

WHAM

LONGHORSE

WH 1	WH 2	WH 22	WH 3	WH 33	WH 4	WH 5	WH 6	WH 7	WH 8	WM 1	WM 2	LH 1	LH 2	LH 3	LH 4	LH 5	LH 6
---------	---------	----------	---------	----------	---------	---------	---------	---------	---------	---------	---------	---------	---------	---------	---------	---------	---------

1. FIND YOUR LAMP TYPE.
2. FIND THE QUANTITY AND WATTAGE OF LAMPS.
3. LOOK ACROSS AND FIND THE BALLAST YOU NEED.
4. THE COLORED NUMBER REPRESENTS WIRING DIAGRAM

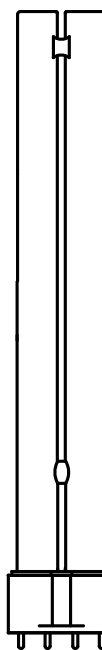
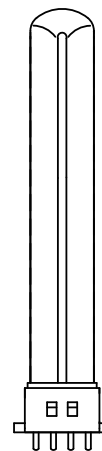
TWIN

1 X 5W	3	2			2					15	2	3	2		2		
2 X 5W		1	1		1			9					1		1		9
3 X 5W								8									8
4 X 5W				7		7	7									7	7
1 X 7W	3	2								15	2	3	2				
2 X 7W		1			1			9			1		1		1		9
3 X 7W								8									8
4 X 7W								7									7
1 X 9W	3	2								15	2	3	2				
2 X 9W		1			1						1		1		1		
3 X 9W								8									8
4 X 9W								7									7
1 X 11W	3									15	2	3					
2 X 11W		1			1						1		1		1		
3 X 11W								8									8
4 X 11W								7									7
1 X 13W	3	2	2		2			14			3		3	2	2		14
2 X 13W			1	1	9			9	11					1		9	11
3 X 13W					8			8									8
4 X 13W					7			7									7
1 X 18W	3	2	2	14	2			14			3		3	2	2		14
2 X 18W			1	1	9			9	9					1		9	9
3 X 18W					8			8									8
4 X 18W					7			7									7
1 X 24W	3	2	2	14	3	14	14			3		3	2	3	14	14	
2 X 24W				1	9		9	11						1		9	11
3 X 24W					8			8									8
1 X 27W	3	2	2	14	3	14	14			3		3	2	3	14	14	
2 X 27W				9		9	11								9	11	
4 X 27W								7									7
1 X 28W PA			3	3	14		14	10						3		14	10
2 X 28W PA					11		11									11	
3 X 28W PA								8									8
4 X 28W PA								7									7
1 X 36/39W		2	2	14	3	14	10							2	3	14	10
2 X 36/39W						9	11		22						9	11	
3 X 36/39W								8	25								8
4 X 36/39W								7	27								7
5 X 36/39W									28								
6 X 36/39W									29								
1 X 40W			2	14	2		14							2	2		14
2 X 40W						9	11									9	11
3 X 40W						8		25								8	
4 X 40W								7	27								7
5 X 40W									28								
1 X 50W			3	14	3	14	10							3	3	14	10
2 X 50W						11	11		22							11	11
3 X 50W								8	25								8
4 X 50W								7	27								7
1 X 55W			3	10		10	12	16						3		10	12
2 X 55W						11		9								11	
3 X 55W								8	26								8
1 X 55WPA				10		12	13	14								12	13
2 X 55WPA								11	23								11
3 X 55WPA									26								
1 X 96W						12		14	17							12	
2 X 96W								11	24								


FLAT QUAD

1 X 18W	3	2	2	14	3	14	14			3		3	2	3	14	14	
2 X 18W				9		9	11								9	11	
3 X 18W						8										8	
3 X 18W PA																	
4 X 18W PA								7									
1 X 24W	3	2	2	14	3		14			3		3	2	3		14	
2 X 24W				1	9		9	11						1		9	11
3 X 24W							8									8	
1 X 28W PA			3	10		10	13							3		10	13
2 X 28W PA								9									

TWIN



FLAT QUAD



LAMP CHART for WORKHORSE, WHAM AND LONGHORSE

LAMPS

WORKHORSE

WHAM

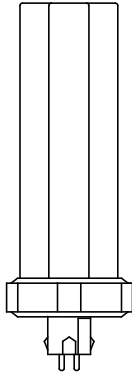
LONGHORSE

WH 1	WH 2	WH 22	WH 3	WH 33	WH 4	WH 5	WH 6	WH 7	WH 8	WM 1	WM 2	LH 1	LH 2	LH 3	LH 4	LH 5	LH 6
------	------	-------	------	-------	------	------	------	------	------	------	------	------	------	------	------	------	------

1 X 36W			2	14	3	14	10							2	3	14	10
2 X 36W				9		9	11									9	11
3 X 36W									25								
4 X 36W								7									
1 X 55W PA				10			12	13	14							12	13
2 X 55W PA									11								
1 X 96W PA							12		14							12	
2 X 96W PA									11								

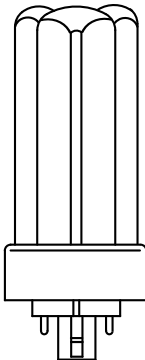
QUAD

QUAD



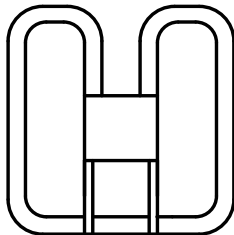
1 X 10W	3	2			2					15	2	3	2		2		
2 X 10W		1	1		1			9					1		1		9
3 X 10W								8									8
4 X 10W					7			7									7
1 X 13W	3	2								15	2	3	2				
2 X 13W		1			1						1		1		1		
3 X 13W								8									8
4 X 13W								7									7
1 X 18W	3	2			2					15	2	3	2		2		
2 X 18W				1	1			9						1	1		9
3 X 18W					8		8	8								8	8
4 X 18W							7									7	
1 X 26W		3	2	2	14	3		14			3		3	2	3		14
2 X 26W				1	9		9	11						1		9	11
3 X 26W							8									8	
4 X 26W							7									7	
1 X 27W PA				10			10	13	14							10	13
2 X 27W PA									9								

TRIPLE



1 X 13W	3	2								15	2	3	2				
2 X 13W		1			1						1		1		1		
3 X 13W								8									8
4 X 13W								7									7
1 X 18W	3	2			2					15	2	3	2		2		
2 X 18W				1				9						1			9
3 X 18W					8			8									8
4 X 18W							7									7	
1 X 26W		3	2	2	14	3		14			3		3	2	3		14
2 X 26W					9		9	11								9	11
3 X 26W							8									8	
4 X 26W							7									7	
1 X 32W		3	2	2	14	3	14	14					3	2	3	14	14
2 X 32W					9		9	11								9	11
3 X 32W							8									8	
1 X 42W				2	14	3	14	14						2	3	14	14
2 X 42W							9	11								9	11
3 X 42W							8									8	

2-D



2-D

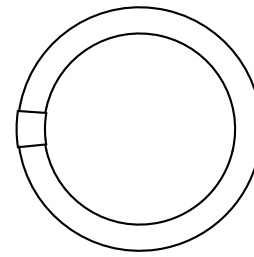
1 X 10W	3	2								15	2	3	2				
2 X 10W		1			1			9			1		1		1		9
3 X 10W								8									8
4 X 10W								7									7
1 X 16W	3	2			2					15	2	3	2		2		
2 X 16W				1				9									9
3 X 16W								8									8
4 X 16W						7	7	7								7	7
1 X 21W		2			2								2		2		
2 X 21W				1				9						1			9
3 X 21W					8		8	8								8	8
4 X 21W							7									7	
1 X 28W		3	2	2		2		14			3		3	2	2		14
2 X 28W				1	9		9	11						1		9	11
3 X 28W							8									8	
4 X 28W							7									7	
1 X 38W				2	14	3	14	14						2	3	14	14
2 X 38W							9	11								9	11
4 X 38W								7									
1 X 55W					12		12		14							12	
2 X 55W									11								

LAMP CHART for WORKHORSE, WHAM AND LONGHORSE

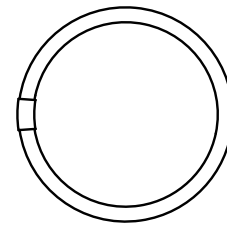
1. FIND YOUR LAMP TYPE.
2. FIND THE QUANTITY AND WATTAGE OF LAMPS.
3. LOOK ACROSS AND FIND THE BALLAST YOU NEED.
4. THE COLORED NUMBER REPRESENTS WIRING DIAGRAM.

LAMPS	WORKHORSE								WHAM		LONGHORSE							
	WH 1	WH 2	WH 22	WH 3	WH 33	WH 4	WH 5	WH 6	WH 7	WH 8	WM 1	WM 2	LH 1	LH 2	LH 3	LH 4	LH 5	LH 6
CIRCLINE																		
1 X 20W		3	2	2	14	3	14	14			3		3	2	3	14	14	
2 X 20W					9		9	11								9	11	
4 X 20W									7									
1 X 22W		3	2	2	14	3	14	14			3		3	2	3	14	14	
2 X 22W					9		9	11								9	11	
4 X 22W									7									
1 X 32W			3	3	14		14	10						3		14	10	
2 X 32W					11		11									11		
3 X 32W									8									
4 X 32W									7									
1 X 40W				2	14	3	14	10						2	3	14	10	
2 X 40W							9	11								9	11	
4 X 40W									7									
1 X 22+32				1			9	11						1		9	11	
1 X 32+40								11									11	
T5 CIRCLINE																		
1 X 22W		3	2	2	14	3		14			3		3	2	3		14	
2 X 22W					9		9	11								9	11	
3 X 22W					8		8									8		
1 X 40W				2	14	3	14	14						2	3	14	14	
2 X 40W							9	11								9	11	
1 X 55W OS				3	10			12						3			12	
2 X 55W OS							11		9								11	
1 X 22+40				1			9	11						1		9	11	
T2 LINEAR																		
1 X F6	2												2					
2 X F6	1												1					
1 X F8	2												2					
2 X F8	1												1					
1 X F11	2												2					
2 X F11	1												1					
1 X F13	2												2					
2 X F13	1												1					
T5 LINEAR																		
1 X F4	3	2									15	2	3	2				
2 X F4		1			1						1		1		1			
3 X F4								8										8
4 X F4								7										7
1 X F6	3	2									15	2	3	2				
2 X F6		1			1						1		1		1			
3 X F6								8										8
4 X F6								7										7
1 X F8	2	2									15	2	2	2				
2 X F8		1			1						1		1		1			
4 X F8								7										7
1 X F13	3	2									15	2	3	2				
2 X F13		1			1						1		1		1			
3 X F13								8										8
4 X F13								7										7
1 X F14	3	2									15	2	3	2				
2 X F14		1			1						1		1		1			
3 X F14								8										8
4 X F14								7										7
1 X F21	3	2									15	2	3	2				
2 X F21		1			1								1		1			
3 X F21								8										8
4 X F21								7										7
1 X F28	3	2									15	2	3	2				
2 X F28					1												1	
3 X F28								8										8
4 X F28								7										7
1 X F35		2									15		2					
2 X F35					1												1	
3 X F35								8										8
4 X F35								7										7
T5 HO																		
1 X F24 HO		3	2	2	14	3		14					3	2	3		14	
2 X F24 HO				1	9		9	11						1		9	11	
3 X F24 HO								8									8	


CIRCLINE



T5 CIRCLINE



T2 LINEAR




1/4" DIA

T5 LINEAR



5/8" DIA

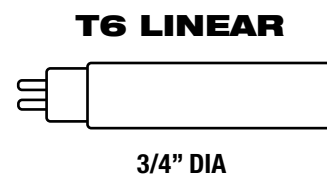
T5 HO



5/8" DIA

LAMP CHART for WORKHORSE, WHAM AND LONGHORSE

LAMPS	WORKHORSE								WHAM		LONGHORSE								
	WH 1	WH 2	WH 22	WH 3	WH 33	WH 4	WH 5	WH 6	WH 7	WH 8	WM 1	WM 2	LH 1	LH 2	LH 3	LH 4	LH 5	LH 6	
4 X F24 HO							7			27								7	
5 X F24 HO										28									
6 X F24 HO										29									
1 X F39 HO				2	14	3	14	14						2	3	14	14		
2 X F39 HO							9	11								9	11		
3 X F39 HO							8			25						8			
4 X F39 HO									7	27									
5 X F39 HO										28									
1 X F54 HO				3	14		14	12		16				3		14	12		
2 X F54 HO							11			22						11			
3 X F54 HO									8	25									
4 X F54 HO									7										
1 X F80 HO							10	12		16						10	12		
2 X F80 HO									9										
T6 LINEAR																			
1 X F42	3	2				2							3	2		2			
2 X F42				1		1		9							1	1		9	
3 X F42								8										8	
4 X F42								7										7	
1 X F64						2										2			
2 X F64						1		9							1		9		
3 X F64								8										8	
T8 LINEAR																			
1 X F13	3	2	2	14	3		14				3		3	2	3			14	
2 X F13			1	9		9	11							1		9	11		
3 X F13				8		8												8	
4 X F13								7	27										
5 X F13									28										
6 X F13									29										
1 X F14	3	2	2	14	3	14	14				3		3	2	3	14	14		
2 X F14				9		9	11									9	11		
3 X F14						8				25						8			
4 X F14								7	27										
5 X F14									28										
6 X F14									29										
1 X F15	3	2	2		3		14				3		3	2	3			14	
2 X F15		1	1	9		9	11							1		9	11		
3 X F15				8		8												8	
4 X F15				7		7												7	
5 X F15									28										
6 X F15									29										
1 X F17	3		2		2						3		3	2	2				
2 X F17		1	1				9							1			9		
3 X F17				8		8												8	
4 X F17				7		7												7	
6 X F17									29										
1 X F18	3	2	2	14	3		14				3		3	2	3			14	
2 X F18				9		9	11									9	11		
3 X F18						8				25						8			
4 X F18									27										
5 X F18									28										
6 X F18									29										
1 X F25	3		2		2						3		3	2	2				
2 X F25			1				9							1			9		
3 X F25							8											8	
4 X F25							7											7	
6 X F25									29										
1 X F30	3	2	2	14	3		14						3	2	3			14	
2 X F30				9		9	11									9	11		
3 X F30						8				25						8			
4 X F30								7	27										
5 X F30									28										
6 X F30									29										
1 X F32	3		2		2								3	2	2				
2 X F32			1				9							1			9		
3 X F32							8											8	
4 X F32							7											7	
6 X F32									29										
1 X F40			2		2									2	2				
2 X F40							9												9



LAMP CHART for WORKHORSE, WHAM AND LONGHORSE

1. FIND YOUR LAMP TYPE.
2. FIND THE QUANTITY AND WATTAGE OF LAMPS.
3. LOOK ACROSS AND FIND THE BALLAST YOU NEED.
4. THE COLORED NUMBER REPRESENTS WIRING DIAGRAM.

LAMPS	WORKHORSE								WHAM		LONGHORSE								
	WH 1	WH 2	WH 22	WH 3	WH 33	WH 4	WH 5	WH 6	WH 7	WH 8	WM 1	WM 2	LH 1	LH 2	LH 3	LH 4	LH 5	LH 6	
3 X F40								8										8	
1 X F58									10										10
2 X F58								11											11
3 X F58										8									
1 X F70									10										10
2 X F70								11											11
1 X F72						2											2		
2 X F72						1			9							1		9	
3 X F72									8										8
4 X F72									7										7
T8 HO																			
1 X F48 HO				3	14			14	10						3		14	10	
2 X F48 HO								11										11	
3 X F48 HO										8									25
4 X F48 HO										7									27
1 X F60 HO				3	14			14	10						3		14	10	
2 X F60 HO								11											11
3 X F60 HO										8									25
4 X F60 HO										7									27
1 X F72 HO				3	14			14	10						3		14	10	
2 X F72 HO								11											22
3 X F72 HO										8									25
																			11
T10 LINEAR																			
1 X F40				3	14	3		14	10						3	3	14	10	
2 X F40								11	11									11	11
3 X F40										8									25
4 X F40										7									27
5 X F40																			28
T10 VHO																			
1 X F48 VHO										12	19								
1 X F60 VHO										12	19								
1 X F72 VHO										12	19								
1 X F96 VHO										12	19								
T12 LINEAR																			
1 X F14		3	2		2	14	3	14	10			3		3	2	3	14	10	
2 X F14					9			9	11								9	11	
3 X F14																			25
4 X F14										7									27
5 X F14																			28
6 X F14																			29
1 X F15		3	2		2	3		14				3		3	2	3		14	
2 X F15					1	9		9	11						1		9	11	
3 X F15						8		8										8	
4 X F15								7										7	
5 X F15																			28
6 X F15																			29
1 X F20		3	2		2	14	3	14	14			3		3	2	3	14	14	
2 X F20						9		9	11								9	11	
3 X F20																			25
4 X F20										7									27
5 X F20																			28
6 X F20																			29
1 X F24			3			14	3	14	10			3				3	14	10	
2 X F24						11		11	11									11	11
3 X F24										8									25
4 X F24										7									27
5 X F24																			28
1 X F25		3	3			14		14	10						3		14	10	
2 X F25						11		11										11	
3 X F25										8									25
4 X F25										7									27
1 X F30			3	3		14	3	14	10						3	3	14	10	
2 X F30						11		11	11									11	11
3 X F30										8									25
4 X F30										7									27
5 X F30																			28
1 X F36				3	14	3		14	10						3	3	14	10	
2 X F36						11		11	11									11	11
3 X F36										8									25
4 X F36										7									27

T8 HO



1" DIA

T10 LINEAR




1 1/4" DIA

T10 VHO



1 1/4" DIA

T12 LINEAR



1 1/2" DIA

LAMP CHART for WORKHORSE, WHAM AND LONGHORSE

LAMPS	WORKHORSE								WHAM		LONGHORSE							
	WH 1	WH 2	WH 22	WH 3	WH 33	WH 4	WH 5	WH 6	WH 7	WH 8	WM 1	WM 2	LH 1	LH 2	LH 3	LH 4	LH 5	LH 6
5 X F36										28								
1 X F40				3	14	3	14	10							3	3	14	10
2 X F40							11	11		22							11	11
3 X F40									8	25								
4 X F40									7	27								
5 X F40										28								
1 X F42				3	14	3	14	10							3	3	14	10
2 X F42							11	11		22							11	11
3 X F42									8	25								
4 X F42									7	27								
5 X F42										28								
1 X F48				3	1	3	14	10							3	3	14	10
2 X F48							11	11		22							11	11
3 X F48									8	25								
4 X F48									7	27								
5 X F48										28								
1 X F60				2	14	3	14	10							2	3	14	10
2 X F60							11	11		22							11	11
3 X F60									8	25								
4 X F60									7	27								
1 X F64				2	14	3	14	10							2	3	14	10
2 X F64							11	11		22							11	11
3 X F64									8	25								
4 X F64										27								
1 X F72				2	14	3	14	10							2	3	14	10
2 X F72							11	11		22							11	11
3 X F72									8	25								
4 X F72										27								
1 X F84				2		3	14	10							2	3	14	10
2 X F84							11	11		22							11	11
3 X F84									8	25								
1 X F96							14	10									14	10
2 X F96							9	11		22							9	11
3 X F96									8									
T12 HO																		
1 X F18 HO					12		12	13	14								12	13
2 X F18 HO									11	23								
3 X F18 HO										26								
1 X F24 HO					12		12	13	14								12	13
2 X F24 HO									11	23								
3 X F24 HO										26								
1 X F30 HO					12		12	13	14								12	13
2 X F30 HO									11	23								
3 X F30 HO										26								
1 X F36 HO					12		12	13	14								12	13
2 X F36 HO									11	23								
3 X F36 HO										26								
1 X F42 HO					12		12	13	14								12	13
2 X F42 HO									11	23								
3 X F42 HO										26								
1 X F48 HO					12		12	13	14								12	13
2 X F48 HO									11	23								
3 X F48 HO										26								
1 X F60 HO							12	13	14								12	13
2 X F60 HO									11	23								
3 X F60 HO										26								
1 X F64 HO							12	13	14								12	13
2 X F64 HO									11	23								
1 X F72 HO							12	13	14								12	13
2 X F72 HO									11	23								
1 X F84 HO							12	13	14								12	13
2 X F84 HO									11	23								
1 X F96 HO							12	13	14								12	13
2 X F96 HO									11	23								
T12 VHO																		
1 X F48 VHO									12	19								
1 X F60 VHO									12	19								
1 X F72 VHO									12	19								
1 X F96 VHO									12	19								

