

shining new light on **CFLs**





shining new light on

Compact Fluorescent Lamps

SpringLamps®

FEATURES / BENEFITS

- Smallest size of CFLs ever
- Quickstart technology
- Fast run-up time
- Proprietary glass and coating process
- High initial lumens
- Excellent lumen maintenance
- Cool, reliable operating temperature
- Wide range of options and accessories
- Low sodium glass
- Lead free solder & glass

Taking CFL Lighting to the Next Level

Where will you use our CFLs? Anywhere! TCP's CFLs fit any incandescent application – at work or in your home, indoors or outdoors. You can use them in chandeliers, ceiling fixtures, floor lamps, recessed cans, wall sconces, vanity strips, and more.



fresh²**T**

Eliminate unsightly odors!



800.324.1496 + www.tcpi.com

energy efficient lighting

Compact Fluorescent Lamps

2007



SpringLamps®



Floods



Torpedos



A-Lamps



Globes



Flat Pars



Circlines



Mini Springs



GU Base

Ask about our 300 watt dimmer.

Most lamps are stocked in 2700K. Please call for availability on other color temperatures and special order items. Please check Rep Link and or Customer Link for clarification on stock and specialty items.

Energy Efficient

Long lamp life, high energy savings and low maintenance – It's not just something we say, it's something we do – you'll find all three in every TCP product.

Flexible






































Our experienced team of lighting designers can create custom lighting products to fit even your most difficult applications.

Dependable

With the high quality standards all our products must meet, you are guaranteed to have a lighting source that performs in the harshest environments.

Specialty lighting application options

Specialty lamps are available as special order items. To order, use the TCP item # with the suffix listed after each specialty lamps description.

OPTION	ORDER SUFFIX	AVAILABLE FOR:
Wet Location	WL	 SpringLamp Series 280, 289, 182, 101
Shatter Resistant	SS	 SpringLamp Series 280, 289, 182, 101, 159, 160, 161  Floodlight R20  PL Lamps twin, quad, tripple  Flat Pars PF20, PF30, PF38
3100 K	31K	 SpringLamp Series 280, 289, 182, 101, 159, 160, 161, GU  T6 Circline  Floodlight 1R, 2R, 1P, 2P  Decorative 1G, 2G, 1T, 113, 213, 107
3500 K	35K	 SpringLamp Series 280, 289, 182, 101, 159, 160, 161, GU  T6 Circline  Floodlight 1R, 2R, 1P, 2P  Decorative 1G, 2G, 1T, 113, 213, 107
4100 K	41K	 SpringLamp Series 280, 289, 182, 101, 159, 160, 161, GU  T6 Circline  Floodlight 1R, 2R, 1P, 2P  Decorative 1G, 2G, 1T, 113, 213, 107
5100 K	51K	 SpringLamp Series 280, 289, 182, 101, 159, 160, 161, GU  T6 Circline  Floodlight 1R, 2R, 1P, 2P  Decorative 1G, 2G, 1T, 113, 213, 107
6500 K	65K	 SpringLamp Series 280, 289, 182, 101, 159, 160, 161  T6 Circline  Floodlight 1R, 2R, 1P, 2P  Decorative 1G, 2G, 1T, 113, 213, 107
Full Spectrum	FS	 SpringLamp Series 28909 – 28942, 28009 – 28027
Pink/Soft Pink	P SP	 SpringLamp Series 280, 289, 182, 101, 159, 160, 161  Floodlight 1R, 2R, 1P, 2P
Yellow	Y	 SpringLamp Series 28013 – 28023, 28913 – 28923  A lamp 21314
Green • Blue • Red	GR BL RD	 SpringLamp Series 28902 – 28913  A lamp 11304  Floodlight 1R, 2R, 1P, 2P
Long Neck	1.65" 165 1.75" 175 2.25" 225	 SpringLamp Series 182, 101, 159, 160, 161, 28009 – 28027, 28909 – 28942  T6 Circline  Floodlight 1R, 2R, 1P, 2P
277 Volts	277X H277	 SpringLamp 28927 – 28942 SpringLamp Mogul Base 28927 – 28942
BlackLight	BK	Call for availability
Permanent Installation	PERM	Call for availability

Mini Springs

Smallest size CFLs ever! Mini Springs fit where other lamps are too large, while giving off an incredible amount of light for their size.

SpringLamps®

With Quickstart Technology and fast run-up time, our SpringLamps are ideal for a variety of applications including: bare bulb fixtures, chandeliers, ceiling fixtures, desk lamps, floor lamps, outdoor lights, table lamps, recessed cans and wall sconces.


FreshTi

FreshTi is a revolutionary product that breaks down odors while providing energy-efficient light. Simply turn on your light and FreshTi begins eliminating odors in just 10 minutes!

ITEM NUMBER	ITEM DESCRIPTION	UNIT/BALLAST WATTS	LAMP WATTS	INCANDESCENT COMPARISON (WATTS)	INITIAL LUMENS	CCT (KELVIN)	CRI	MOL/HEIGHT (INCHES)	DIAMETER/WIDTH (INCHES)	REPLACEMENT BRACKET	REPLACEMENT LAMP	BASE TYPE
-------------	------------------	--------------------	------------	---------------------------------	----------------	--------------	-----	---------------------	-------------------------	---------------------	------------------	-----------


MINI MINI, ELECTRONIC, NPF, 8,000 HOUR, <150% THD

28902	2 Watt Mini-SpringLamp	2	N/A	15	150	2700	82	3.00	1.25	N/A	N/A	E26
28902C	2 Watt Mini-SpringLamp	2	N/A	15	150	2700	82	3.00	1.25	N/A	N/A	Candelabra
28902T	2 Watt Tall Mini-Spring Lamp	2	N/A	15	150	2700	82	3.13	1.25	N/A	N/A	E26
28902TC	2 Watt Tall Mini-Spring Lamp	2	N/A	15	150	2700	82	3.10	1.20	N/A	N/A	Candelabra
28904★	4 Watt Mini-SpringLamp	4	N/A	25	250	2700	82	3.00	1.50	N/A	N/A	E26
28904C	4 Watt Mini-SpringLamp	4	N/A	25	250	2700	82	3.10	1.50	N/A	N/A	Candelabra
28904T★	4 Watt Tall Mini-Spring Lamp	4	N/A	25	250	2700	82	3.60	1.25	N/A	N/A	E26
28904TC	4 Watt Tall Mini-Spring Lamp	4	N/A	25	250	2700	82	3.50	1.20	N/A	N/A	Candelabra



MINI SPRINGLAMPS, ELECTRONIC, NPF, 10,000 HOUR, <150% THD

28909★	9 Watt Mini-SpringLamp	9	N/A	40	550	2700	82	3.60	1.90	N/A	N/A	E26
28913★	13 Watt Mini-Spring Lamp	13	N/A	60	900	2700	82	3.90	1.90	N/A	N/A	E26
*12000 Lamp Life												
28918	18 Watt Mini-Spring Lamp	18	N/A	75	1200	2700	82	4.40	2.30	N/A	N/A	E26
28923★	23 Watt Mini-Spring Lamp	23	N/A	100	1600	2700	82	4.70	2.40	N/A	N/A	E26
28923FS	23 Watt Mini-Spring Lamp Full Spectrum	23	N/A	100	1200	5500	90	4.70	2.40	N/A	N/A	E26
28927M★	27 Watt Mini-Spring Lamp	27	N/A	100	1850	2700	82	5.10	2.40	N/A	N/A	E26
19032	14/19/32 Watt 3-Way SpringLamp	14 19 32	N/A N/A N/A	40 75 150	450 1100 1950	2700	82	6.80	2.40	N/A	N/A	E26



SPRINGLAMPS, ELECTRONIC, NPF, 10,000 HOUR, <150% THD

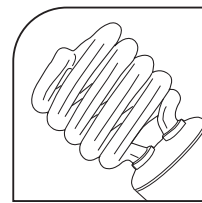

28932★	32 Watt SpringLamp	32	N/A	120	2100	2700	82	6.10	2.70	N/A	N/A	E26
28932H	32 Watt SpringLamp Mogul Base	32	N/A	120	2200	2700	82	6.60	2.80	N/A	N/A	Mogul
28942	42 Watt SpringLamp	42	N/A	150	2800	2700	82	7.00	2.80	N/A	N/A	E26
28942H	42 Watt SpringLamp Mogul Base	42	N/A	150	2800	2700	82	7.50	2.80	N/A	N/A	Mogul
28968	68 Watt SpringLamp	68	N/A	300	4200	2700	82	9.50	4.10	N/A	N/A	E26
28968H	68 Watt SpringLamp Mogul Base	68	N/A	300	4200	2700	82	9.90	4.10	N/A	N/A	Mogul
28930BD	30 Watt Base Down SpringLamp	30	N/A	120	2100	2700	82	5.40	3.00	N/A	N/A	E26
28942BD	42 Watt Base Down SpringLamp	42	N/A	150	2650	2700	82	5.70	2.70	N/A	N/A	E26

* 68 Watt available in May 2007

SPRINGLAMPS, ELECTRONIC, NPF, 10,000 HOUR, 277V, <150% THD

28927H277	27 Watt SpringLamp 277 Volt, Mogul Base	27	N/A	100	1950	2700	82	6.20	2.80	N/A	N/A	Mogul
28932H277	32 Watt SpringLamp 277 Volt, Mogul Base	32	N/A	120	2200	2700	82	6.60	2.80	N/A	N/A	Mogul
28942H277	42 Watt Base Down 277 Volt, Mogul Base	42	N/A	150	2800	2700	82	7.50	2.80	N/A	N/A	Mogul
28968H277	68 Watt Base Down 277 Volt, Mogul Base	68	N/A	300	4250	2700	82	9.90	4.10	N/A	N/A	Mogul

* 68 Watt available in May 2007



★ = Energy Star

3-Way SpringLamps®





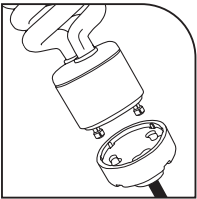
Fits any standard 3-way lamp application. All the flexibility of a 3-way bulb, with the energy savings of a CFL!

HPF SpringLamps®

The High Power Factor SpringLamps are perfect for closet lights, desk lamps, floor lamps, table lamps or where any incandescent will fit!

GU Lamps

The GU24 Base introduces our SpringLamp technology with a pin-based socket. The socket allows energy efficiency in fixtures designed to accommodate incandescent lamps without changing the aesthetics.

ITEM NUMBER	ITEM DESCRIPTION	UNIT/BALLAST WATTS	LAMP WATTS	INCANDESCENT COMPARISON (WATTS)	INITIAL LUMENS	CCT (KELVIN)	CRI	MOL/HEIGHT (INCHES)	DIAMETER/WIDTH (INCHES)	REPLACEMENT BRACKET	REPLACEMENT LAMP	BASE TYPE	
FRESH²Ti™ ODOR ELIMINATING LIGHT BULB, ELECTRONIC, NPF, 10,000 HOUR, <150% THD													
	28914F2	14 Watt SpringLamp Fresh2®	14	N/A	60	800	2700	82	4.75	1.75	N/A	N/A	E26
	28923F2	23 Watt Mini-Spring Lamp Fresh2®	23	N/A	100	1600	2700	82	5.00	2.30	N/A	N/A	E26
	28927MF2	27 Watt Mini-Spring Lamp Fresh2®	27	N/A	100	1850	2700	82	5.10	2.40	N/A	N/A	E26
	17040LF2	40 Watt Circline Fresh2®	40	N/A	150	2800	2700	82	3.65	7.50	N/A	N/A	E26
DIMMABLE SPRINGLAMPS, ELECTRONIC, HPF, 10,000 HOUR, <33% THD													
	10109	9 Watt Dimmable SpringLamp	9	N/A	35	400	2700	82	4.40	2.20	N/A	N/A	E26
	10111	11 Watt Dimmable SpringLamp	11	N/A	40	550	2700	82	4.10	2.20	N/A	N/A	E26
	10115	15 Watt Dimmable SpringLamp	15	N/A	60	930	2700	82	4.88	2.20	N/A	N/A	E26
	10120 ★	20 Watt Dimmable SpringLamp	20	N/A	75	1200	2700	82	5.28	2.20	N/A	N/A	E26
	10123	23 Watt Dimmable SpringLamp	23	N/A	100	1300	2700	82	5.40	2.30	N/A	N/A	E26
HPF SPRINGLAMPS, ELECTRONIC, 10,000 HOUR, <33% THD													
	18214	14 Watt Mini-Spring Lamp	14	N/A	60	900	2700	82	4.75	1.75	N/A	N/A	E26
	18219	19 Watt Mini-Spring Lamp	19	N/A	75	1250	2700	82	4.70	2.35	N/A	N/A	E26
	18209	9 Watt SpringLamp	9	N/A	35	400	2700	82	4.70	2.20	N/A	N/A	E26
	18211	11 Watt SpringLamp	11	N/A	40	550	2700	82	4.85	2.20	N/A	N/A	E26
	18215 ★	15 Watt SpringLamp	15	N/A	60	930	2700	82	5.30	2.20	N/A	N/A	E26
	18220 ★	20 Watt SpringLamp	20	N/A	75	1200	2700	82	5.56	2.20	N/A	N/A	E26
	18223	23 Watt SpringLamp	23	N/A	90	1400	2700	82	5.80	2.20	N/A	N/A	E26
	18227	27 Watt SpringLamp	27	N/A	100	1950	2700	82	6.00	2.20	N/A	N/A	E26
SPRINGLAMPS, ELECTRONIC, NPF, 15,000 HOUR, <150% THD													
	28009	9 Watt SpringLamp	9	N/A	40	550	2700	82	3.60	1.90	N/A	N/A	E26
	28013	13 Watt SpringLamp	13	N/A	60	900	2700	82	3.90	1.90	N/A	N/A	E26
	28018	18 Watt SpringLamp	18	N/A	75	1200	2700	82	4.60	2.30	N/A	N/A	E26
	28023	23 Watt SpringLamp	23	N/A	100	1600	2700	82	4.80	2.30	N/A	N/A	E26
	28027M	27 Watt Mini-Spring Lamp	27	N/A	100	1850	2700	82	5.10	2.40	N/A	N/A	E26
GU24 SPRINGLAMPS, 10,000 HOUR, 120 V / GU24 PL LAMPS, 10,000 HOUR, 120 V													
	SpringLamps:												
	33109SP	9 Watt SpringLamp	9	9	45	600	2700	82	3.40	1.80	N/A	N/A	GU24
	33113SP ★P	13 Watt SpringLamp	13	13	60	900	2700	82	3.60	1.80	N/A	N/A	GU24
	33118SP ★P	18 Watt SpringLamp	18	18	75	1200	2700	82	3.80	2.30	N/A	N/A	GU24
	33123SP ★P	23 Watt SpringLamp	23	23	90	1600	2700	82	4.40	2.40	N/A	N/A	GU24
	33127SP ★P	27 Watt SpringLamp	27	27	100	1800	2700	82	4.80	2.40	N/A	N/A	GU24
	PL Lamps:												
	33109Q	9 Watt Quad Tube	9	9	45	600	2700	82	4.50	1.50	N/A	N/A	GU24
	33113Q	13 Watt Quad Tube	13	13	60	900	2700	82	4.50	1.50	N/A	N/A	GU24
	33118Q	18 Watt Quad Tube	18	18	75	1200	2700	82	6.10	1.50	N/A	N/A	GU24

★ = Energy Star

★P = Energy Star Platform

* GU24 base lamp also available in 30K, 31K, 35K, 41K and 51K color temperatures.

Benefits of 2-Piece

Excellent for retrofit of HID, HPS fixtures. Long life since ballast is separate and not effected by heat from lamp.

Variety

So many different kinds, sizes and color temperatures of CFLs, means energy and cost savings for any application!

A bright idea


Trade in your incandescent for CFLs — you'll save energy and money!

ITEM NUMBER	ITEM DESCRIPTION	UNIT/BALLAST WATTS	LAMP WATTS	INCANDESCENT COMPARISON (WATTS)	INITIAL LUMENS	CCT (KELVIN)	CRI	MOI/HEIGHT (INCHES)	DIAMETER/WIDTH (INCHES)	REPLACEMENT BRACKET	REPLACEMENT LAMP	BASE TYPE
-------------	------------------	--------------------	------------	---------------------------------	----------------	--------------	-----	---------------------	-------------------------	---------------------	------------------	-----------




2-PIECE DIMMABLE TCX BASE SPRINGLAMP AND BALLAST, 4-PIN SYSTEM, HPF, 10,000 HR (50,000 HR BALLAST)

16109L	9 Watt SpringLamp	9	N/A	35	400	2700	82	5.20	2.20	N/A	36009	E26
16111L	11 Watt SpringLamp	11	N/A	40	550	2700	82	5.40	2.20	N/A	36011	E26
16115L	15 Watt SpringLamp	15	N/A	60	930	2700	82	5.80	2.20	N/A	36015	E26
16120L	20 Watt SpringLamp	20	N/A	75	1200	2700	82	6.10	2.20	N/A	36020	E26




2-PIECE TCX BASE SPRINGLAMP AND BALLAST, 4-PIN SYSTEM, HPF, NON-DIMMABLE, 10,000 HR (50,000 HR BALLAST)

16009LM	9 Watt Mini-SpringLamp	9	N/A	35	600	2700	82	5.20	1.85	N/A	35009M	E26
16011LM	11 Watt Mini-SpringLamp	11	N/A	40	650	2700	82	5.42	1.85	N/A	35011M	E26
16014LM	14 Watt Mini-SpringLamp	14	N/A	60	900	2700	82	5.82	1.85	N/A	35014M	E26
16009L	9 Watt SpringLamp	9	N/A	35	400	2700	82	5.20	2.20	N/A	35009	E26
16011L	11 Watt SpringLamp	11	N/A	40	550	2700	82	5.42	2.20	N/A	35011	E26
16015L	15 Watt SpringLamp	15	N/A	60	930	2700	82	5.82	2.20	N/A	35015	E26
16018L	18 Watt SpringLamp	18	N/A	75	1150	2700	82	6.10	2.20	N/A	35018	E26
16023L	23 Watt SpringLamp	23	N/A	90	1400	2700	82	6.38	2.20	N/A	35023	E26
16026L	26 Watt SpringLamp	26	N/A	100	1750	2700	82	6.75	2.20	N/A	35026	E26



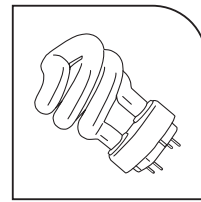
2-PIECE TCX BASE SPRINGLAMP AND BALLAST, 4-PIN SYSTEM, NPF, 10,000 HR (50,000 HR BALLAST)

15909LM	9 Watt Mini-SpringLamp	9	N/A	35	600	2700	82	5.20	1.85	N/A	35009M	E26
15911LM	11 Watt Mini-SpringLamp	11	N/A	40	650	2700	82	5.42	1.85	N/A	35011M	E26
15914LM	14 Watt Mini-SpringLamp	14	N/A	60	900	2700	82	5.82	1.85	N/A	35014M	E26
15909L	9 Watt SpringLamp	9	N/A	35	400	2700	82	5.20	2.20	N/A	35009	E26
15911L	11 Watt SpringLamp	11	N/A	40	550	2700	82	5.42	2.20	N/A	35011	E26
15915L	15 Watt SpringLamp	15	N/A	60	930	2700	82	5.82	2.20	N/A	35015	E26
15918L	18 Watt SpringLamp	18	N/A	60	1150	2700	82	6.10	2.20	N/A	35018	E26
15923L	23 Watt SpringLamp	23	N/A	90	1400	2700	82	6.38	2.20	N/A	35023	E26
15926L	26 Watt SpringLamp	26	N/A	100	1750	2700	82	6.75	2.20	N/A	35026	E26
15932L	32 Watt SpringLamp	32	N/A	120	2100	2700	82	7.25	2.20	N/A	35032	E26




2-PIECE REPLACEMENT LAMPS, TCX BASE, PL 4-PIN, AMALGAM, 10,000 HR (50,000 HR BALLAST)

35009M	9 Watt Mini-SpringLamp	9	N/A	40	600	2700	82	3.00	1.80	N/A	N/A	TCX 4-pin
35011M	11 Watt Mini-SpringLamp	11	N/A	52	650	2700	82	3.00	1.80	N/A	N/A	TCX 4-pin
35014M	14 Watt Mini-SpringLamp	14	N/A	60	900	2700	82	3.10	1.80	N/A	N/A	TCX 4-pin
35009	9 Watt SpringLamp	9	N/A	35	400	2700	82	2.60	2.20	N/A	N/A	TCX 4-pin
35011	11 Watt SpringLamp	11	N/A	40	550	2700	82	2.80	2.20	N/A	N/A	TCX 4-pin
35015	15 Watt SpringLamp	15	N/A	60	930	2700	82	3.10	2.20	N/A	N/A	TCX 4-pin
35018	18 Watt SpringLamp	18	N/A	75	1150	2700	82	3.40	2.20	N/A	N/A	TCX 4-pin
35020	20 Watt SpringLamp	20	N/A	75	1200	2700	82	3.40	2.20	N/A	N/A	TCX 4-pin
35023	23 Watt SpringLamp	23	N/A	90	1400	2700	82	3.70	2.20	N/A	N/A	TCX 4-pin
35026	26 Watt SpringLamp	26	N/A	100	1750	2700	82	4.30	2.20	N/A	N/A	TCX 4-pin
35032	32 Watt SpringLamp	32	N/A	125	2100	2700	82	4.80	2.20	N/A	N/A	TCX 4-pin



SPRINGLAMP DIMMABLE REPLACEMENT LAMPS, TCX BASE, PL 4-PIN, AMALGAM, 10,000 HR (50,000 HR BALLAST)

36009	9 Watt SpringLamp	9	N/A	35	400	2700	82	2.60	2.20	N/A	N/A	TCX 4-pin
36011	11 Watt SpringLamp	11	N/A	40	550	2700	82	2.80	2.20	N/A	N/A	TCX 4-pin
36015	15 Watt SpringLamp	15	N/A	60	930	2700	82	3.10	2.20	N/A	N/A	TCX 4-pin
36018	18 Watt SpringLamp	18	N/A	75	1150	2700	82	3.40	2.20	N/A	N/A	TCX 4-pin
36020	20 Watt SpringLamp	20	N/A	75	1200	2700	82	3.40	2.20	N/A	N/A	TCX 4-pin



Less but more
CFLs use 66% less energy than a standard incandescent bulb and last up to 10 times longer.


When 1's a lonely number
Our 2-Piece lamps are ideal for closet lights, ceiling lights, floor lamps, and table lamps.

Clean up the earth
If every household in the U.S. replaced one light bulb with a CFL, it would prevent enough pollution to equal removing one million cars from the road.



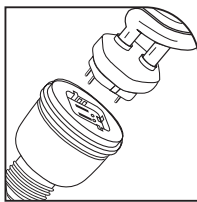
ITEM NUMBER	ITEM DESCRIPTION	UNIT/BALLAST WATTS	LAMP WATTS	INCANDESCENT COMPARISON (WATTS)	INITIAL LUMENS	CCT (KELVIN)	CRI	MOL/HEIGHT (INCHES)	DIAMETER/WIDTH (INCHES)	REPLACEMENT BRACKET	REPLACEMENT LAMP	BASE TYPE
-------------	------------------	--------------------	------------	---------------------------------	----------------	--------------	-----	---------------------	-------------------------	---------------------	------------------	-----------

2-PIECE REPLACEMENT LAMPS, GX24 BASE, PL 4-PIN, AMALGAM




33009M	9 Watt Mini-Spring	9	N/A	40	600	2700	82	3.00	1.80	N/A	N/A	GX24 / 4-pin
33011M	11 Watt Mini-Spring	11	N/A	52	650	2700	82	3.00	1.80	N/A	N/A	GX24 / 4-pin
33014M	14 Watt Mini-Spring	14	N/A	60	900	2700	82	3.10	1.80	N/A	N/A	GX24 / 4-pin
33011	11 Watt SpringLamp	11	N/A	40	550	2700	82	3.40	2.20	N/A	N/A	GX24 / 4-pin
33015	15 Watt SpringLamp	15	N/A	60	930	2700	82	3.70	2.20	N/A	N/A	GX24 / 4-pin
33018	18 Watt SpringLamp	18	N/A	75	1150	2700	82	4.00	2.20	N/A	N/A	GX24 / 4-pin
33020	20 Watt SpringLamp	20	N/A	75	1200	2700	82	4.00	2.20	N/A	N/A	GX24 / 4-pin
33023	23 Watt SpringLamp	23	N/A	90	1400	2700	82	4.20	2.20	N/A	N/A	GX24 / 4-pin
33026	26 Watt SpringLamp	26	N/A	100	1750	2700	82	4.80	2.20	N/A	N/A	GX24 / 4-pin
33032	32 Watt SpringLamp	32	N/A	125	2100	2700	82	5.30	2.20	N/A	N/A	GX24 / 4-pin
33042	42 Watt SpringLamp	42	N/A	150	2800	2700	82	5.60	2.50	N/A	N/A	GX24 / 4-pin

2-PIECE DIMMABLE REPLACEMENT BALLASTS, TCX BASE, 4-PIN SYSTEM, HPF



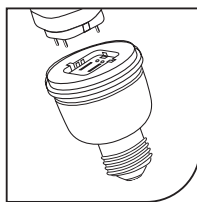
16109	9 Watt Ballast	9	N/A	35	N/A	N/A	N/A	3.00	2.20	N/A	N/A	TCX 4-pin / HPF
16111	11 Watt Ballast	11	N/A	40	N/A	N/A	N/A	3.00	2.20	N/A	N/A	TCX 4-pin / HPF
16115	15 Watt Ballast	15	N/A	60	N/A	N/A	N/A	3.00	2.20	N/A	N/A	TCX 4-pin / HPF
16120	20 Watt Ballast	20	N/A	75	N/A	N/A	N/A	3.00	2.20	N/A	N/A	TCX 4-pin / HPF

2-PIECE BALLAST REPLACEMENTS, TCX BASE, 4-PIN SYSTEM, HPF, NON-DIMMABLE



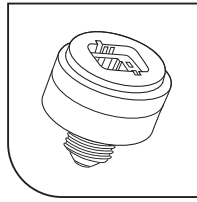
16009M	9 Watt Mini Ballast	9	N/A	35	N/A	N/A	N/A	2.50	1.80	N/A	N/A	TCX 4-pin / HPF
16011M	11 Watt Mini Ballast	11	N/A	40	N/A	N/A	N/A	2.50	1.80	N/A	N/A	TCX 4-pin / HPF
16014M	14 Watt Mini Ballast	14	N/A	60	N/A	N/A	N/A	2.50	1.80	N/A	N/A	TCX 4-pin / HPF
16009	9 Watt Ballast	9	N/A	35	N/A	N/A	N/A	3.00	2.20	N/A	N/A	TCX 4-pin / HPF
16011	11 Watt Ballast	11	N/A	40	N/A	N/A	N/A	3.00	2.20	N/A	N/A	TCX 4-pin / HPF
16015	15 Watt Ballast	15	N/A	60	N/A	N/A	N/A	3.00	2.20	N/A	N/A	TCX 4-pin / HPF
16018	18 Watt Ballast	18	N/A	75	N/A	N/A	N/A	3.00	2.20	N/A	N/A	TCX 4-pin / HPF
16023	23 Watt Ballast	23	N/A	90	N/A	N/A	N/A	3.00	2.20	N/A	N/A	TCX 4-pin / HPF
16026	26 Watt Ballast	26	N/A	100	N/A	N/A	N/A	3.00	2.20	N/A	N/A	TCX 4-pin / HPF

2-PIECE REPLACEMENT BALLASTS, TCX BASE, 4-PIN SYSTEM, NPF (50,000 HR BALLAST)



15909M	9 Watt Mini Ballast	9	N/A	35	N/A	N/A	N/A	2.50	1.80	N/A	N/A	TCX 4-pin / NPF
15911M	11 Watt Mini Ballast	11	N/A	40	N/A	N/A	N/A	2.50	1.80	N/A	N/A	TCX 4-pin / NPF
15914M	14 Watt Mini Ballast	14	N/A	60	N/A	N/A	N/A	2.50	1.80	N/A	N/A	TCX 4-pin / NPF
15909	9 Watt Ballast	9	N/A	35	N/A	N/A	N/A	3.00	2.20	N/A	N/A	TCX 4-pin / NPF
15911	11 Watt Ballast	11	N/A	40	N/A	N/A	N/A	3.00	2.20	N/A	N/A	TCX 4-pin / NPF
15915	15 Watt Ballast	15	N/A	60	N/A	N/A	N/A	3.00	2.20	N/A	N/A	TCX 4-pin / NPF
15918	18 Watt Ballast	18	N/A	75	N/A	N/A	N/A	3.00	2.20	N/A	N/A	TCX 4-pin / NPF
15923	23 Watt Ballast	23	N/A	90	N/A	N/A	N/A	3.00	2.20	N/A	N/A	TCX 4-pin / NPF
15926	26 Watt Ballast	26	N/A	100	N/A	N/A	N/A	3.00	2.20	N/A	N/A	TCX 4-pin / NPF
15932	32 Watt Ballast	32	N/A	130	N/A	N/A	N/A	3.00	2.20	N/A	N/A	TCX 4-pin / NPF

2-PIECE DIMMABLE REPLACEMENT BALLASTS, ELECTRONIC, GX24 BASE, PL 4-PIN, HPF (50,000 HR BALLAST)



15711	11 Watt Ballast	11	N/A	40	N/A	N/A	N/A	2.80	2.50	N/A	N/A	GX24 / 4-pin HPF
15715	15 Watt Ballast	15	N/A	60	N/A	N/A	N/A	2.80	2.50	N/A	N/A	GX24 / 4-pin HPF
15720	20 Watt Ballast	20	N/A	75	N/A	N/A	N/A	2.80	2.50	N/A	N/A	GX24 / 4-pin HPF

Low Maintenance

An energy solution for hard to reach light fixtures indoors or outdoors.

Chill out

An incandescent wastes 90% of its energy generating heat. Save energy by using our CFLs.

Flat Par

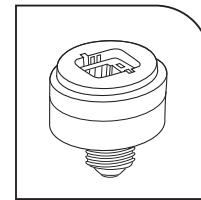
The Flat Pars are a direct replacement for halogen and fit perfect in a gimble ring!

ITEM NUMBER	ITEM DESCRIPTION	UNIT/BALLAST WATTS	LAMP WATTS	INCANDESCENT COMPARISON (WATTS)	INITIAL LUMENS	CCT (KELVIN)	CRI	MOI/HEIGHT (INCHES)	DIAMETER/WIDTH (INCHES)	REPLACEMENT BRACKET	REPLACEMENT LAMP	BASE TYPE
-------------	------------------	--------------------	------------	---------------------------------	----------------	--------------	-----	---------------------	-------------------------	---------------------	------------------	-----------



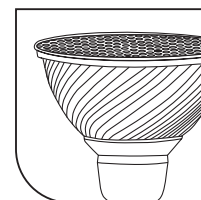

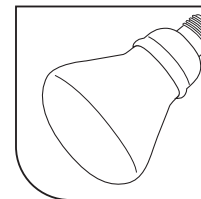

2-PIECE REPLACEMENT BALLASTS, GX24 BASE, 4-PIN, NPF, NON-DIMMABLE (50,000 HR BALLAST)

15511	11 Watt Ballast	11	N/A	40	N/A	N/A	N/A	2.80	2.50	N/A	N/A	GX24 / 4-pin
15515	15 Watt Ballast	15	N/A	60	N/A	N/A	N/A	2.80	2.50	N/A	N/A	GX24 / 4-pin
15518	18 Watt Ballast	18	N/A	75	N/A	N/A	N/A	2.80	2.50	N/A	N/A	GX24 / 4-pin
15523	23 Watt Ballast	23	N/A	90	N/A	N/A	N/A	2.80	2.50	N/A	N/A	GX24 / 4-pin
15526	26 Watt Ballast	26	N/A	100	N/A	N/A	N/A	2.80	2.50	N/A	N/A	GX24 / 4-pin
15532	32 Watt Ballast	32	N/A	130	N/A	N/A	N/A	2.80	2.50	N/A	N/A	GX24 / 4-pin



1-PIECE REFLECTORS, WET LOCATION RATED, ELECTRONIC, NPF, 8,000 HOUR

1R2004	4 Watt R20 Floodlight	4	N/A	15	130	2700	82	3.80	2.50	N/A	N/A	E26
1R2009 ★	9 Watt R20 Floodlight	9	N/A	25	300	2700	82	3.80	2.50	N/A	N/A	E26
1R2014 ★	14 Watt R20 Floodlight	14	N/A	50	500	2700	82	4.30	2.50	N/A	N/A	E26
2R3014 ★	14 Watt R30 Floodlight	14	N/A	65	650	2700	82	5.40	3.70	N/A	N/A	E26
2R3016 ★	16 Watt R30 Floodlight	16	N/A	75	750	2700	82	5.70	3.70	N/A	N/A	E26
1P3016	16 Watt PAR30 Floodlight	16	N/A	75	750	2700	82	5.70	3.70	N/A	N/A	E26
1R4016	16 Watt R40 Floodlight	16	N/A	75	750	2700	82	5.90	4.70	N/A	N/A	E26
1P3816	16 Watt PAR38 Floodlight	16	N/A	75	750	2700	82	5.90	4.60	N/A	N/A	E26
1R4019	19 Watt R40 Floodlight	19	N/A	85	950	2700	82	5.90	4.80	N/A	N/A	E26
2P3819	19 Watt PAR38 Floodlight	19	N/A	85	950	2700	82	5.90	4.80	N/A	N/A	E26
1R4023 ★	23 Watt R40 Floodlight	23	N/A	120	1250	2700	82	6.10	4.80	N/A	N/A	E26
1P3823 ★	23 Watt PAR38 Floodlight	23	N/A	90	1200	2700	82	6.20	4.80	N/A	N/A	E26
1R3011IB	11 Watt R30 Floodlight	11	N/A	50	400	2700	82	5.50	3.70	N/A	N/A	E26
*6000 Lamp Life	InstaBright											
1R4011IB	11 Watt R40 Floodlight	11	N/A	50	400	2700	82	6.00	4.70	N/A	N/A	E26
*6000 Lamp Life	InstaBright											
1R3014IB	14 Watt R30 Floodlight	14	N/A	65	600	2700	82	5.10	3.70	N/A	N/A	E26
*6000 Lamp Life	InstaBright											
1R4014IB	14 Watt R40 Floodlight	14	N/A	65	600	2700	82	5.90	4.70	N/A	N/A	E26
*6000 Lamp Life	InstaBright											
PF2014	14 Watt Flat PAR20 Floodlight	14	N/A	N/A	280	2700	82	4.50	2.60	N/A	N/A	E26
PF3016	16 Watt Flat PAR30 Floodlight	16	N/A	N/A	700	2700	82	4.90	3.70	N/A	N/A	E26
PF3823	23 Watt Flat PAR38 Floodlight	23	N/A	N/A	1000	2700	82	5.30	4.80	N/A	N/A	E26



★ = Energy Star

Compact Fluorescent Lamps

800.324.1496 + www.tcpi.com

Neutralized Rain

Using a CFL will prevent the emission of 8-16 pounds of sulfur dioxide which causes acid rain.

Stop waste!

Using just 1 CFL saves as many as 8 incandescent light bulbs ending up in a landfill.


Lighten up...

Our low sodium, lead-free glass improves lumen maintenance and prevents glass from darkening over time.



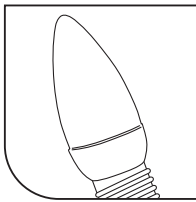
ITEM NUMBER	ITEM DESCRIPTION	UNIT/BALLAST WATTS	LAMP WATTS	INCANDESCENT COMPARISON (WATTS)	INITIAL LUMENS	CCT (KELVIN)	CRI	MOH/HEIGHT (INCHES)	DIAMETER/WIDTH (INCHES)	REPLACEMENT BRACKET	REPLACEMENT LAMP	BASE TYPE
-------------	------------------	--------------------	------------	---------------------------------	----------------	--------------	-----	---------------------	-------------------------	---------------------	------------------	-----------

A-LAMP, ELECTRONIC, NPF, ON/OFF, 8,000 HOUR




11304	4 Watt A-Lamp	4	N/A	25	225	2700	82	3.90	1.80	N/A	N/A	E26
11309 ★	9 Watt A-Lamp	9	N/A	40	450	2700	82	4.10	2.20	N/A	N/A	E26
21314 ★	14 Watt A-Lamp	14	N/A	60	800	2700	82	4.40	2.40	N/A	N/A	E26
11316 ★	16 Watt A-Lamp	16	N/A	60	850	2700	82	5.90	2.70	N/A	N/A	E26
11319	19 Watt A-Lamp	19	N/A	60	900	2700	82	5.90	2.70	N/A	N/A	E26
21314Y	14 Watt A-Lamp BugLight	14	N/A	60	600	2300	82	4.40	2.40	N/A	N/A	E26
11311IB *6000 Lamp Life	11 Watt A-Lamp InstaBright	11	N/A	40	400	2700	82	4.80	2.40	N/A	N/A	E26
21314IB *6000 Lamp Life	14 Watt A-Lamp InstaBright	14	N/A	50	600	2700	82	4.80	2.40	N/A	N/A	E26

TORPEDO LAMP, ELECTRONIC, NPF, ON/OFF, 8,000 HOUR



10702	2 Watt Torpedo Lamp	2	N/A	10	80	2700	82	4.40	1.40	N/A	N/A	E26
10702C	2 Watt Torpedo Lamp	2	N/A	10	80	2700	82	4.40	1.40	N/A	N/A	Candelabra
10704	4 Watt Torpedo Lamp	4	N/A	15	195	2700	82	4.40	1.40	N/A	N/A	E26
10704C	4 Watt Torpedo Lamp	4	N/A	15	195	2700	82	4.40	1.40	N/A	N/A	Candelabra
10709	9 Watt Torpedo Lamp	9	N/A	40	425	2700	82	4.80	1.70	N/A	N/A	E26
10709C	9 Watt Torpedo Lamp	9	N/A	40	425	2700	82	4.40	1.70	N/A	N/A	Candelabra
10714	14 Watt Torpedo Lamp	14	N/A	60	720	2700	82	5.40	1.70	N/A	N/A	E26
10714C	14 Watt Torpedo Lamp	14	N/A	60	720	2700	82	5.24	1.97	N/A	N/A	Candelabra

GLOBE LAMP, ELECTRONIC, ON/OFF, 8,000 HOUR



1G1002	2 Watt G10 Globe	2	N/A	10	80	2700	82	3.00	1.50	N/A	N/A	E26
1G1002C	2 Watt G10 Globe	2	N/A	10	80	2700	82	3.00	1.50	N/A	N/A	Candelabra
1G2002	2 Watt G20 Globe	2	N/A	15	170	2700	82	3.60	2.50	N/A	N/A	E26
1G2002C	2 Watt G20 Globe	2	N/A	15	170	2700	82	3.20	2.50	N/A	N/A	Candelabra
1G2004	4 Watt G20 Globe	4	N/A	25	250	2700	82	3.60	2.50	N/A	N/A	E26
1G2004C	4 Watt G20 Globe	4	N/A	25	250	2700	82	3.20	2.50	N/A	N/A	Candelabra
1G2504	4 Watt G25 Globe	4	N/A	25	250	2700	82	4.40	3.10	N/A	N/A	E26
1G2504C	4 Watt G25 Globe	9	N/A	40	495	2700	82	4.40	3.10	N/A	N/A	Candelabra
1G2509 ★	9 Watt G25 Globe	9	N/A	40	495	2700	82	4.40	3.10	N/A	N/A	E26
1G2509C	9 Watt G25 Globe	9	N/A	40	495	2700	82	4.40	3.10	N/A	N/A	Candelabra
2G2514 ★	14 Watt G25 Globe	14	N/A	60	800	2700	82	4.40	3.10	N/A	N/A	E26
1G3009	9 Watt G30 Globe	9	N/A	40	495	2700	82	5.00	3.74	N/A	N/A	E26
1G3014 ★	14 Watt G30 Globe	14	N/A	60	800	2700	82	5.00	3.65	N/A	N/A	E26
1G3019 ★	19 Watt G30 Globe	19	N/A	75	950	2700	82	4.94	3.74	N/A	N/A	E26
1G4014	14 Watt G40 Globe	14	N/A	60	800	2700	82	6.87	5.00	N/A	N/A	E26
1G4019	19 Watt G40 Globe	19	N/A	75	950	2700	82	6.87	5.00	N/A	N/A	E26
1G2511IB *6000 Lamp Life	11 Watt G25 Globe InstaBright	11	N/A	40	450	2700	82	4.70	3.10	N/A	N/A	E26
1G3014IB *6000 Lamp Life	14 Watt G30 Globe InstaBright	14	N/A	50	600	2700	82	5.00	3.60	N/A	N/A	E26

★ = Energy Star


T-Capsule
Excellent for hanging fixtures and
exposed sockets.

Wake up sleepy head
Bring the sun inside with Full Spectrum!

ITEM NUMBER	ITEM DESCRIPTION	UNIT/BALLAST WATTS	LAMP WATTS	INCANDESCENT COMPARISON (WATTS)	INITIAL LUMENS	CCT (KELVIN)	CRI	MOI/HEIGHT (INCHES)	DIAMETER/WIDTH (INCHES)	REPLACEMENT BRACKET	REPLACEMENT LAMP	BASE TYPE
-------------	------------------	--------------------	------------	---------------------------------	----------------	--------------	-----	---------------------	-------------------------	---------------------	------------------	-----------

T-CAPSULE LAMP, ELECTRONIC, ON/OFF, 8,000 HOUR

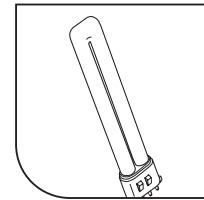
1T2004 ★	4 Watt T20 Capsule	4	N/A	25	250	2700	82	4.75	2.50	N/A	N/A	E26
1T2009	9 Watt T20 Capsule	9	N/A	40	495	2700	82	5.00	2.50	N/A	N/A	E26
1T2014	14 Watt T20 Capsule	14	N/A	60	800	2700	82	5.35	2.50	N/A	N/A	E26
1T2409	9 Watt T24 Capsule	9	N/A	40	495	2700	82	5.24	3.00	N/A	N/A	E26
1T2414	14 Watt T24 Capsule	14	N/A	60	800	2700	82	5.24	3.00	N/A	N/A	E26
1T2419	19 Watt T24 Capsule	19	N/A	75	950	2700	82	5.63	3.00	N/A	N/A	E26



TWIN TUBE PL LAMPS, 10,000 HOUR

32005	5 Watt 2-Pin Twin Tube	5	N/A	N/A	250	2700	82	4.10	1.05	N/A	N/A	G23
32007	7 Watt 2-Pin Twin Tube	7	N/A	N/A	400	2700	82	5.20	1.05	N/A	N/A	G23
32009	9 Watt 2-Pin Twin Tube	9	N/A	N/A	600	2700	82	6.31	1.05	N/A	N/A	G23
32013	13 Watt 2-Pin Twin Tube	13	N/A	N/A	800	2700	82	7.13	1.05	N/A	N/A	GX23
32013IST	13 Watt 2-Pin Twin Tube Instant Start	13	N/A	N/A	800	2700	82	7.13	1.25	N/A	N/A	GX23
32413GX7	13 Watt 4-Pin Twin Tube	13	N/A	N/A	800	2700	82	7.13	1.25	N/A	N/A	2GX7

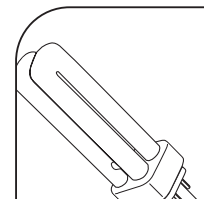
Also available in 30K, 35K, 41K, 50K, 65K



QUAD TUBE PL LAMPS, 10,000 HOUR

32009Q	9 Watt 2-Pin Quad Tube	9	N/A	N/A	600	2700	82	4.27	1.05	N/A	N/A	GX23-2
32013Q	13 Watt 2-Pin Quad Tube	13	N/A	N/A	800	2700	82	4.65	1.05	N/A	N/A	GX23-2
32013ISQ	13 Watt 2-Pin Quad Tube Instant Start	13	N/A	N/A	800	2700	82	4.54	1.05	N/A	N/A	GX23-2
32018Q	18 Watt 2-Pin Quad Tube	18	N/A	N/A	1100	2700	82	6.00	1.05	N/A	N/A	G24d-2
32026Q	26 Watt 2-Pin Quad Tube	26	N/A	N/A	1600	2700	82	6.63	1.05	N/A	N/A	G24d-3
32413Q	13 Watt 4-Pin Quad Tube	13	N/A	N/A	800	2700	82	5.10	1.05	N/A	N/A	G24q-1
32418Q	18 Watt 4-Pin Quad Tube	18	N/A	N/A	1100	2700	82	5.69	1.05	N/A	N/A	G24q-2
32426Q	26 Watt 4-Pin Quad Tube	26	N/A	N/A	1600	2700	82	6.31	1.05	N/A	N/A	G24q-3
32022Q	22 Watt 2-Pin Quad Tube	22	N/A	N/A	1000	2700	82	5.8	1.7	N/A	N/A	GX32D-2
32028Q	28 Watt 2-Pin Quad Tube	28	N/A	N/A	1400	2700	82	6.4	1.7	N/A	N/A	GX32D-3

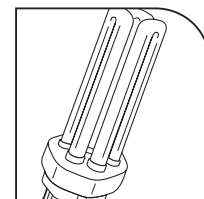
Also available in 30K, 35K, 41K, 50K, 65K



TRIPLE TUBE PL LAMPS, 10,000 HOUR

32418T	18 Watt 4-Pin Triple Tube	18	N/A	N/A	1150	2700	82	4.25	1.40	N/A	N/A	GX24q-2
32426T	26 Watt 4-Pin Triple Tube	26	N/A	N/A	1650	2700	82	4.78	1.55	N/A	N/A	GX24q-3
32432T	32 Watt 4-Pin Triple Tube	32	N/A	N/A	2000	2700	82	5.50	1.60	N/A	N/A	GX24q-3
32442T	42 Watt 4-Pin Triple Tube	42	N/A	N/A	2400	2700	82	6.00	1.60	N/A	N/A	GX24q-4

Also available in 30K, 35K, 41K, 50K, 65K



★ = Energy Star

Magnetic Attraction

Use our magnetic adapters to use PL lamps in Edison base sockets.

What's so Good about Goodlamps

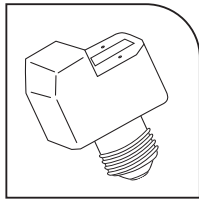
Triple U-tube design equals even illumination!

Circlines

A brilliant combination of color, brightness and small size.




SCREW IN MAGNETIC ADAPTERS (50,000 HR BALLAST)



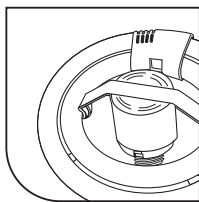
ITEM NUMBER	ITEM DESCRIPTION	UNIT/BALLAST WATTS	LAMP WATTS	INCANDESCENT COMPARISON (WATTS)	INITIAL LUMENS	CCT (KELVIN)	CRI	MOL/HEIGHT (INCHES)	DIAMETER/WIDTH (INCHES)	REPLACEMENT BRACKET	REPLACEMENT LAMP	BASE TYPE
10405	5 Watt Center Mount Adapter	5	N/A	N/A	N/A	N/A	N/A	3.30	2.40	N/A	N/A	E26
10407	7 Watt Center Mount Adapter	7	N/A	N/A	N/A	N/A	N/A	3.30	2.40	N/A	N/A	E26
10409	9 Watt Center Mount Adapter	9	N/A	N/A	N/A	N/A	N/A	3.30	2.40	N/A	N/A	E26
10413	13 Watt Center Mount Adapter	13	N/A	N/A	N/A	N/A	N/A	3.30	2.40	N/A	N/A	E26
10505	5 Watt Side Mount Adapter	5	N/A	N/A	N/A	N/A	N/A	3.30	2.40	N/A	N/A	E26
10507	7 Watt Side Mount Adapter	7	N/A	N/A	N/A	N/A	N/A	3.30	2.40	N/A	N/A	E26
10509	9 Watt Side Mount Adapter	9	N/A	N/A	N/A	N/A	N/A	3.30	2.40	N/A	N/A	E26
10513	13 Watt Side Mount Adapter	13	N/A	N/A	N/A	N/A	N/A	3.30	2.80	N/A	N/A	E26
10413AD	13 Watt Adapter with Reflector Ring	13	N/A	N/A	N/A	N/A	N/A	4.00	2.30	N/A	N/A	E26
14513	13 Watt Low Profile Adapter	13	N/A	N/A	N/A	N/A	N/A	3.00	2.70	N/A	N/A	E26

GOODLAMPS, ELECTRONIC, NPF, 10,000 HOUR



19515	15 Watt GoodLamp	15	N/A	60	900	2700	82	5.20	2.20	N/A	N/A	E26
19520	20 Watt GoodLamp	20	N/A	75	1200	2700	82	5.70	2.20	N/A	N/A	E26
19523	23 Watt GoodLamp	23	N/A	90	1400	2700	82	6.20	2.20	N/A	N/A	E26
19544	44 Watt GoodLamp	44	N/A	175	2400	2700	82	7.50	2.87	N/A	N/A	E26

T6 CIRCLINE ADAPTERS WITH LAMPS, ELECTRONIC, HPF, 2850K, 10,000 HOUR



1252218	22 Watt Circline Adapter with 18 Watt Lamp	22	18	75	1200	2850	82	3.65	5.75	13818B	32018	E26
1253027	30 Watt Circline Adapter with 27 Watt Lamp	30	27	120	2000	2850	82	3.65	7.50	13827B	32027	E26
1253632	36 Watt Circline Adapter with 32 Watt Lamp	36	32	130	2200	2850	82	3.65	9.00	13832B	32032	E26
1702218	22 Watt Circline Adapter with 18 Watt Lamp	22	18	75	1200	2850	82	3.65	5.75	13818B	32018	E26
1703027	30 Watt Circline Adapter with 27 Watt Lamp	30	27	120	2000	2850	82	3.65	7.50	13827B	32027	E26
1703632	36 Watt Circline Adapter with 32 Watt Lamp	36	32	130	2200	2850	82	3.65	9.00	13832B	32032	E26
17033L	33 Watt Circline Adapter with Lamp	33	33	125	2000	2850	82	3.50	5.50	13833B2 ADJ	32033	E26
17040L	40 Watt Circline Adapter with Lamp	40	40	150	2800	2850	82	3.65	7.50	13818B	32040	E26
17058L	58 Watt Circline Adapter with Lamp	58	58	200	3700	2850	82	3.65	9.00	13858B	32058	E26

Bent wire bracket standard
Shipped in bulk packs, add suffix RP for single packs

Environment

CFLs use less energy than incandescent lamps, they reduce the demand for energy, which results in reduced power plant emissions like carbon dioxide and other greenhouse gases.

Circlines

Circular design provides even illumination.

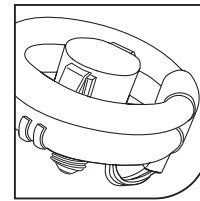

TCP

TCP works with a variety of partners to further our commitment to energy efficiency and innovations in technology.

ITEM NUMBER	ITEM DESCRIPTION	UNIT/BALLAST WATTS	LAMP WATTS	INCANDESCENT COMPARISON (WATTS)	INITIAL LUMENS	CCT (KELVIN)	CRI	MOI/HEIGHT (INCHES)	DIAMETER/WIDTH (INCHES)	REPLACEMENT BRACKET	REPLACEMENT LAMP	BASE TYPE
-------------	------------------	--------------------	------------	---------------------------------	----------------	--------------	-----	---------------------	-------------------------	---------------------	------------------	-----------

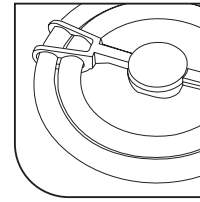
T6 3-WAY CIRCLINE ADAPTERS WITH LAMP, ELECTRONIC, NPF, 10,000 HOUR (50,000 HR BALLAST)

1653332	33 Watt Circline Adapter with 32 Watt Lamp	33	32	120	2050	2850	82	3.50	9.00	N/A	32032	E26
16533L	33 Watt Circline Adapter with Lamp	33	10 20 33	50 100 150	2150	2850	82	3.50	5.50	N/A	32033	E26
16550L	50 Watt Circline Adapter with Lamp	50	22 33 55	90 120 150	2500	2850	82	4.75	7.50	13818/ 13827BH	32018/ 32027	E26



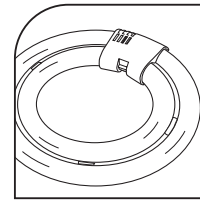
T6 CIRCLINE 2D REPLACEMENT LAMPS, 2850K, 10,000 HOUR

320402D	40 Watt Lamp with 2D Boot	N/A	40	150	2800	2850	82	0.75	7.50	N/A	N/A	N/A
320582D	58 Watt Lamp with 2D Boot	N/A	58	200	3700	2850	82	0.75	9.00	N/A	N/A	N/A



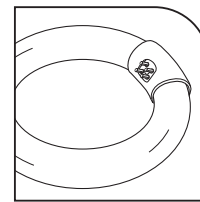
T6 CIRCLINE LAMPS, 2850K, 10,000 HOUR

32018	18 Watt Circline Lamp		18	75	1200	2850	82	0.75	5.70	N/A	N/A	N/A
32027	27 Watt Circline Lamp		27	120	2000	2850	82	0.75	7.50	N/A	N/A	N/A
32032	32 Watt Circline Lamp		32	130	2200	2850	82	0.75	9.00	N/A	N/A	N/A
32033	33 Watt Circline Lamp		33	125	2150	2850	82	1.80	5.50	N/A	N/A	N/A
32040	40 Watt Circline Lamp		40	150	2800	2850	82	0.75	7.50	N/A	N/A	N/A
32058	58 Watt Circline Lamp		58	200	3700	2850	82	0.75	9.00	N/A	N/A	N/A



T9 CIRCLINE ADAPTERS WITH LAMP, ELECTRONIC, HPF, 2850K, 10,000 HOUR (50,000 HR BALLAST)

1252220	22 Watt Circline Adapter and Lamp	22	20	75	1100	2850	82	3.65	6.00	13820B	32020	E26
12522L	22 Watt Circline Adapter and Lamp	22	22	90	1400	2850	82	3.65	8.00	13822B	32022	E26
12530L	30 Watt Circline Adapter and Lamp	30	30	120	2000	2850	82	3.65	9.00	13830B	32030	E26
1253630	36 Watt Circline Adapter with 30 Watt Lamp	36	30	125	2100	2850	82	3.65	9.00	13830B	32030	E26

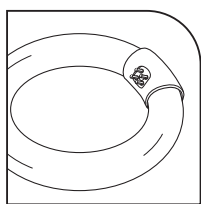


Bent wire bracket standard

Shipped in bulk packs, add suffix RP for single packs




T9 CIRCLINE LAMPS, 2850K, 10,000 HOUR



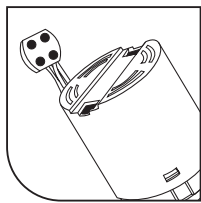
ITEM NUMBER	ITEM DESCRIPTION	UNIT/BALLAST WATTS	LAMP WATTS	INCANDESCENT COMPARISON (WATTS)	INITIAL LUMENS	CCT (KELVIN)	CRI	MOI/HEIGHT (INCHES)	DIAMETER/WIDTH (INCHES)	REPLACEMENT BRACKET	REPLACEMENT LAMP	BASE TYPE
32020	20 Watt Circline Lamp	N/A	20	75	1200	2850	N/A	1.00	6.00	N/A	N/A	N/A
32022	22 Watt Circline Lamp	N/A	22	90	1400	2850	N/A	1.00	8.00	N/A	N/A	N/A
32030	30 Watt Circline Lamp	N/A	30	120	2000	2850	N/A	1.00	9.00	N/A	N/A	N/A

CIRCLINE BALLASTS, NPF, (50,000 HR BALLAST)



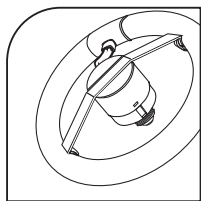
17022	22 Watt Circline Ballast	22	N/A	N/A	N/A	N/A	N/A	N/A	N/A	N/A	N/A	E26
17030	30 Watt Circline Ballast	30	N/A	N/A	N/A	N/A	N/A	N/A	N/A	N/A	N/A	E26
17033	33 Watt Circline Ballast	33	N/A	N/A	N/A	N/A	N/A	N/A	N/A	N/A	N/A	E26
17036	36 Watt Circline Ballast	36	N/A	N/A	N/A	N/A	N/A	N/A	N/A	N/A	N/A	E26
17040	40 Watt Circline Ballast	40	N/A	N/A	N/A	N/A	N/A	N/A	N/A	N/A	N/A	E26
17058	58 Watt Circline Ballast	58	N/A	N/A	N/A	N/A	N/A	N/A	N/A	N/A	N/A	E26

CIRCLINE BALLASTS, HPF, (50,000 HR BALLAST)



12522	22 Watt Circline Ballast	22	N/A	N/A	N/A	N/A	N/A	N/A	N/A	N/A	N/A	E26
12530	30 Watt Circline Ballast	30	N/A	N/A	N/A	N/A	N/A	N/A	N/A	N/A	N/A	E26
12536	36 Watt Circline Ballast	36	N/A	N/A	N/A	N/A	N/A	N/A	N/A	N/A	N/A	E26
16533	33 Watt 3-Way Circline Ballast	33	N/A	N/A	N/A	N/A	N/A	N/A	N/A	N/A	N/A	E26

CIRCLINE ADAPTERS / LAMP MAGNETIC, 10,000 HOUR (50,000 HR BALLAST)



10322L	22 Watt Circline Magnetic Adap w/ Lamp	22	22	75	1200	2850	82	3.60	8.00	13822B	32022	E26
10322	22 Watt Circline Magnetic Adapter	22	N/A	N/A	N/A	N/A	N/A	3.60	2.00	N/A	N/A	E26

Bent wire bracket standard
Shipped in bulk packs, add suffix RP for single packs

Accessories

TCP PART NUMBER	DESCRIPTION	MOL (INCHES)	DIAMETER (INCHES)	MOL WITH LAMP (INCHES)	SPRINGLAMPS MAX. LAMP SIZE
-----------------	-------------	--------------	-------------------	------------------------	----------------------------

GLOBES AND CAPSULES — GLASS

199G	G30 Globe	4.0	4.0	7.2	23 Watt
199T	T24 Capsule	4.0	3.0	7.2	23 Watt
199LG	G40 Globe	5.0	5.0	8.2	23 Watt

ALUMINUM REFLECTORS FOR 1 PIECE LAMPS (Friction Fit)

201M20	M20 Mini Reflector	2.7	2.5	4.0	13 Watt
201M30	M30 Mini Reflector	2.9	3.7	4.2	13 Watt
201M3018	M30 Mini Reflector/18w	3.3	3.7	4.9	18 Watt
201M3023	M30 Mini Reflector/23w	3.7	3.7	5.0	23 Watt
201M40	M40 Mini Reflector	3.0	4.7	4.4	13 Watt
201M4018	M40 Mini Reflector/18w	3.3	4.6	4.8	18 Watt
201M4023	M40 Mini Reflector/23w	3.6	5.0	5.0	23 Watt
101R30	R30 Reflector	3.7	3.7	5.4	27 Watt
101R40	R40 Reflector	4.5	4.7	6.2	32 Watt
101R50	R50 Reflector	5.6	5.6	7.5	32 Watt
101R5042	R50 Reflector for 42w	5.6	5.6	7.9	42 Watt

SNAP-ON ALUMINUM REFLECTORS FOR 2 PIECE LAMPS (Lock and Retain Style)

159M30	R30 Mini Reflector	3.2	3.7	5.0	14 Watt
159S30	R30 Reflector	3.5	3.7	6.5	15 Watt
159S40	R40 Reflector	3.8	4.7	7.2	23 Watt
159S50	R50 Reflector	4.5	5.6	8.2	32 Watt

UNIFLOOD™ REFLECTORS

151R30	U30 Uniflood Reflector	4.0	3.7	6.5	18 Watt
151R40	U40 Uniflood Reflector	4.0	5.2	7.0	23 Watt


SNAP-ON REFLECTOR COVERS

10R20CV*	R20 Reflector cover, vented 2.5" diameter
10R30CV*	R30 Reflector cover, vented 3.8" diameter
10R40CV*	R40 Reflector cover, vented 4.7" diameter
10R50CV*	R50 Reflector cover, vented 5.8" diameter
151C30*	R30 Uniflood cover, 3.8" diameter
151C40*	R40 Uniflood cover, 5.3" diameter

* Use PV instead of CV for Prismatic Vented reflector covers

MINI REFLECTOR ADAPTER RINGS FOR NEW 1 PIECE LAMPS

RR101M	Fits into 101M20, 101M30, 101M40 reflectors, 1.6" diameter
RR101M19	Fits into 101M3019, 101M4019, 101M40 reflectors, 1.8" diameter
RR27M	Fits into 101R20, 101R30, 101R40 reflectors, use with 28927M and 28027

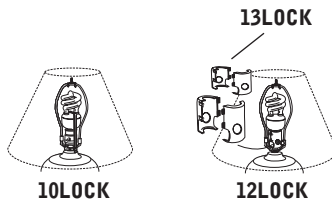
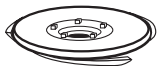


Permanent Installation Disk

A Permanent Installation Disk (10PERM) is used to allow only TCP Compact Fluorescent Lamps to fit in a standard light socket to qualify for energy saving rebates.

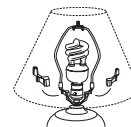


10PERM



Vandal Resistant Devices

The Vandal Resistant Devices (10LOCK, 12LOCK and 13LOCK) are used to help prevent bulb theft. (Use 10LOCK with all lamps except covered lamps) (Use 12LOCK with all lamps except candelabra base lamps)



Lamp Harp Extenders

Simply slip on harp ends to extend and fit around larger size bulbs.

Item #	Description
10PERM	Permanent Installation Disk

Item #	MOL	Description
10LOCK		Vandal Resistant Device
12LOCK	2.34"	Vandal Resistant Device
13LOCK	1.96"	Short, snap-on VRD

Item #	Description
15HEXT	Harp Extenders (set of 2)

Reflectors for 1-Piece Lamps

TCP PART #	DESCRIPTION	USE WITH THESE LAMPS:
201M20	Mini Aluminum R20	Mini SpringLamps 28909, 28913, 28009, 28013
201M30	Mini Aluminum R30	Mini SpringLamps 28909, 28913, 28009, 28013
201M3018	Mini Aluminum R30	Mini SpringLamps 18214, 28918, 28018
201M3023	Mini Aluminum R30	Mini SpringLamps 28923, 28023
201M40	Mini Aluminum R40	Mini SpringLamps 2809, 28913, 28009, 28013
201M4018	Mini Aluminum R40	Mini SpringLamps 18214, 28918, 28018
201M4023	Mini Aluminum R40	Mini SpringLamps 28923, 28023
101R30	Aluminum R30	SpringLamp 10109, 10111, 10115, 18209, 18211, 18215, 28927, 28027
101R40	Aluminum R40	SpringLamp 10109, 10111, 10115, 10120, 18209, 18211, 18215, 18220, 18223, 18227, 28027, 28032, 28927, 28932
101R50	Aluminum R50	SpringLamp 10109, 10111, 10115, 10120, 18209, 18211, 18215, 18220, 18223, 18227, 28027, 28032, 28927, 28932
201M3027M 201M4027M	Aluminum R30 Aluminum R40	SpringLamp 28927M, 28027M, 10115, 101120, 10123
RR101M RR101M19 RR27M	Adapter fits into 101M20, 101M30, 101M40 Adapter fits into 101M3019, 101M4019 Adapter fits into 101R20, 101R30, 101R40	Mini SpringLamps 28909, 28913, 28009, 28013 Mini SpringLamps 28918, 28018 Mini SpringLamps 28927M, 28027M, 10115, 10120

Reflectors for 2-Piece Lamps

159M30	Mini Aluminum R30	SpringLamp 15909LM - 15914LM, 16009LM - 16014LM
159S30	Aluminum R30	SpringLamp 16109 - 16115, 16009 - 16015, 15909 - 15915, 19915
159S40	Aluminum R40	SpringLamp 16109 - 16120, 16009 - 16023, 15909 - 15926, 19915 - 19927
159S50	Aluminum R50	SpringLamp 16109 - 16120, 16009 - 16026, 15909 - 15926, 19915 - 19927
151R30	Uniflood™ R30	SpringLamp 16109 - 16115, 16009 - 16015, 15909 - 15915, 19915
151R40	Uniflood™ R40	SpringLamp 16109 - 16120, 16009 - 16023, 15909 - 15923, 19915 - 19918

CFL Warranties

8,000 Hour Lamps 12 months

LIMITED WARRANTY

This TCP product is warranted for a period of one year from date of original purchase against defects in materials and workmanship. If this product should fail to operate due to defects in materials or workmanship, simply return this product to the place of purchase or to TCP Service Center (address below) along with the original sales receipt within one year of purchase. This product will be repaired or replaced, at TCP's option. This warranty is expressly limited to repair or replacement of the product. This warranty gives the consumer specific legal rights, which vary from state to state.

WARRANTY IS VOID IF PRODUCT IS NOT USED FOR THE PURPOSE FOR WHICH THIS PRODUCT IS MANUFACTURED.

10,000 Hour Lamps 15 months

LIMITED WARRANTY

This TCP product is warranted for a period of 15 months from date of original purchase against defects in materials and workmanship. If this product should fail to operate due to defects in materials or workmanship, simply return this product to the place of purchase or to TCP Service Center (address below) along with the original sales receipt within 15 months of purchase. This product will be repaired or replaced, at TCP's option. This warranty is expressly limited to repair or replacement of the product. This warranty gives the consumer specific legal rights, which vary from state to state.

WARRANTY IS VOID IF PRODUCT IS NOT USED FOR THE PURPOSE FOR WHICH THIS PRODUCT IS MANUFACTURED.

289 Series 9 Watts and Higher Lamps 18 Months

LIMITED WARRANTY

This TCP product is warranted for a period of 18 months from date of original purchase against defects in materials and workmanship. If this product should fail to operate due to defects in materials or workmanship, simply return this product to the place of purchase or to TCP Service Center (address below) along with the original sales receipt within 18 months of purchase. This product will be repaired or replaced, at TCP's option. This warranty is expressly limited to repair or replacement of the product. This warranty gives the consumer specific legal rights, which vary from state to state.

WARRANTY IS VOID IF PRODUCT IS NOT USED FOR THE PURPOSE FOR WHICH THIS PRODUCT IS MANUFACTURED.

15,000 Hour SpringLamp® 24 months

LIMITED WARRANTY

This TCP product is warranted for a period of 24 months from date of original purchase against defects in materials and workmanship. If this product should fail to operate due to defects in materials or workmanship, simply return this product to the place of purchase or to TCP Service Center (address below) along with the original sales receipt within 24 months of purchase. This product will be repaired or replaced, at TCP's option. This warranty is expressly limited to repair or replacement of the product. This warranty gives the consumer specific legal rights, which vary from state to state.

WARRANTY IS VOID IF PRODUCT IS NOT USED FOR THE PURPOSE FOR WHICH THIS PRODUCT IS MANUFACTURED.

50,000 Hour Ballasts 5 Years

LIMITED WARRANTY

This TCP product is warranted for a period of 5 years from date of original purchase against defects in materials and workmanship. If this product should fail to operate due to defects in materials or workmanship, simply return this product to the place of purchase or to TCP Service Center (address below) along with the original sales receipt within 5 years of purchase. This product will be repaired or replaced, at TCP's option. This warranty is expressly limited to repair or replacement of the product. This warranty gives the consumer specific legal rights, which vary from state to state.

WARRANTY IS VOID IF PRODUCT IS NOT USED FOR THE PURPOSE FOR WHICH THIS PRODUCT IS MANUFACTURED. This TCP product (except batteries; see below) is warranted for a period of five years from date of original purchase against defects in materials and workmanship. If these products should fail to operate due to materials and workmanship, simply return this to the place of purchase or to the TCP, Inc. service center (address below) with its RGA as stated in the terms & conditions, and the product will be repaired or replaced at TCP's sole discretion. The warranty is expressly limited to repair or replacement of the product. No labor charge will be honored without prior written factory authorization. Damage incurred from handling or in transit is not covered by this guarantee. Claims for shipping damages must be filed with the carrier. This warranty gives the customer specific legal rights, which vary from state to state. Light bulbs are not covered under this warranty.

WARRANTY IS VOID IF PRODUCT IS NOT USED FOR THE PURPOSE FOR WHICH THIS PRODUCT IS MANUFACTURED.



Some of our products contain mercury. Dispose according to local, state or Federal Laws. See www.lamprecycle.org, or call 1-800-771-9335.

With the high quality standards all our products must meet, you are guaranteed to have a lighting source that performs in the harshest environments. We've even established a UL testing laboratory at our corporate headquarters to ensure the safety of every product you use.

shining new light on

Cold Cathodes





shining new light on

Cold Cathodes

Cold Cathodes

FEATURES / BENEFITS

- Long life; 25,000 hours
- Cold cathode lamp excellent for rapid cycling and dimming applications
- Special phosphor coating procedure provides excellent color consistency
- Color coating is resistant to fading and the effects of UV

Coatings and colors!



Fill the world with color!

Cold Cathodes come in a rainbow of colors – clear, frost, LV, white, yellow, blue, green and red. Cold cathode lamps are ideal for rapid flashing applications. Theaters, amusement parks, marquees – the Las Vegas strip – you'll find our cold cathode products flashing around the country.

800.324.1496 + www.tcpi.com

energy efficient lighting

Cold Cathodes



A-Lamps



Flame Tip



Torpedo



G20 Globes



G25 Globes



Flat Par



R20 Floods

Supporting our corporate mission to bring energy saving solutions to the market, Technical Consumer Products has developed a wide range of cold cathode lighting products. Available in 2W, 3W and 5W (and coming soon 8W) sizes, these bulbs come in many configurations including A-lamp, globes, R20's, torpedo and flame tipped bulbs. Finishes include Clear, White, Frost, LV and colors. Lamps are UL listed and are an excellent low and mid wattage incandescent replacement.

Did you know that Cold Cathodes last 25,000 hours?

Most lamps are stocked in 2700K. Please call for availability on other color temperatures and special order items. Please check Rep Link and or Customer Link for clarification on stock and specialty items.

2007

Cold Cathodes

800.324.1496 + www.tcpi.com

Save the Watts

Cold cathodes replace 15W to 45W incandescent lamps, saving up to 25 watts per bulb. And they last a long time – 25,000 hours!

Get your Blink Blink on


Cold cathodes are ideal for frequent start applications such as signs requiring rapid flashing.

Get Noticed

Our A-Lamps are great for accent lighting, amusement parks, decorative, emergency lights, Porte-coheres, rooflines and soffits.




3 WATT A15 COLD CATHODE 120V, 25,000 HOUR (ALSO AVAILABLE IN CANDELABRA BASE)




ITEM NUMBER	ITEM DESCRIPTION	LAMP WATTS	INCANDESCENT WATT COMPARISON	INITIAL LUMENS	CCT	CRI	MOL/HEIGHT (INCHES)	DIAMETER/WIDTH (INCHES)	LAMP FINISH	BASE TYPE
8A03CL	3 Watt Cold Cathode A-Lamp Clear	3	15-20	120	2700	80	3.6	1.7	Clear	E26
8A03F	3 Watt Cold Cathode A-Lamp Frost	3	15-20	120	2700	80	3.6	1.7	Frost	E26
8A03LV	3 Watt Cold Cathode A-Lamp LV	3	15-20	115	2400	80	3.6	1.7	LV	E26
8A03WH	3 Watt Cold Cathode A-Lamp White	3	15-20	120	2700	80	3.6	1.7	White	E26
8A03Y	3 Watt Cold Cathode A-Lamp Yellow	3	15-20	N/A	2700	80	3.6	1.7	Yellow	E26
8A03BL	3 Watt Cold Cathode A-Lamp Blue	3	15-20	N/A	2700	80	3.6	1.7	Blue	E26
8A03GR	3 Watt Cold Cathode A-Lamp Green	3	15-20	N/A	2700	80	3.6	1.7	Green	E26
8A03RD	3 Watt Cold Cathode A-Lamp Red	3	15-20	N/A	2700	80	3.6	1.7	Red	E26

5 WATT A19 COLD CATHODE 120V, 25,000 HOUR (ALSO AVAILABLE IN CANDELABRA BASE)



8A05CL	5 Watt Cold Cathode A-Lamp Clear	5	25-30	200	2700	80	4.0	2.0	Clear	E26
8A05F	5 Watt Cold Cathode A-Lamp Frost	5	25-30	200	2700	80	4.0	2.0	Frost	E26
8A05LV	5 Watt Cold Cathode A-Lamp LV	5	25-30	190	2400	80	4.0	2.0	LV	E26
8A05WH	5 Watt Cold Cathode A-Lamp White	5	25-30	200	2700	80	4.0	2.0	White	E26
8A05Y	5 Watt Cold Cathode A-Lamp Yellow	5	25-30	N/A	2700	80	4.0	2.0	Yellow	E26
8A05BL	5 Watt Cold Cathode A-Lamp Blue	5	25-30	N/A	2700	80	4.0	2.0	Blue	E26
8A05GR	5 Watt Cold Cathode A-Lamp Green	5	25-30	N/A	2700	80	4.0	2.0	Green	E26
8A05RD	5 Watt Cold Cathode A-Lamp Red	5	25-30	N/A	2700	80	4.0	2.0	Red	E26

8 WATT A19 COLD CATHODE 120V, 25,000 HOUR (ALSO AVAILABLE IN CANDELABRA BASE)



8A08CL	8 Watt Cold Cathode A-Lamp Clear	8	35-40	300	2700	80	4.5	2.3	Clear	E26
8A08F	8 Watt Cold Cathode A-Lamp Frost	8	35-40	300	2700	80	4.5	2.3	Frost	E26
8A08LV	8 Watt Cold Cathode A-Lamp LV	8	35-40	280	2400	80	4.5	2.3	LV	E26
8A08WH	8 Watt Cold Cathode A-Lamp White	8	35-40	300	2700	80	4.5	2.3	White	E26
8A08Y	8 Watt Cold Cathode A-Lamp Yellow	8	35-40	N/A	2700	80	4.5	2.3	Yellow	E26
8A08BL	8 Watt Cold Cathode A-Lamp Blue	8	35-40	N/A	2700	80	4.5	2.3	Blue	E26
8A08GR	8 Watt Cold Cathode A-Lamp Green	8	35-40	N/A	2700	80	4.5	2.3	Green	E26
8A08RD	8 Watt Cold Cathode A-Lamp Red	8	35-40	N/A	2700	80	4.5	2.3	Red	E26

*All 8 watt Cold Cathodes will be available in May 2007

Like Sun Screen for your Lamp
Color Coating resistant to fading and the effects of UV.

Covering all your Bases
Available in E26 or Candelabra base to fit all of your needs.

Accent your Life
Ideal for accent lighting, chandeliers, decorative, sanctuaries, and theaters.

ITEM NUMBER	ITEM DESCRIPTION	LAMP WATTS	INCANDESCENT WATT COMPARISON	INITIAL LUMENS	CCT	CRI	MOL/HEIGHT (INCHES)	DIAMETER/WIDTH (INCHES)	LAMP FINISH	BASE TYPE	
3 WATT TORPEDO COLD CATHODE 120V, 25,000 HOUR (ALSO AVAILABLE IN CANDELABRA BASE)											
8T03CL	3 Watt Cold Cathode Torpedo Clear	3	15-20	120	2700	80	4.0	1.4	Clear	E26	
8T03F	3 Watt Cold Cathode Torpedo Frost	3	15-20	120	2700	80	4.0	1.4	Frost	E26	
8T03LV	3 Watt Cold Cathode Torpedo LV	3	15-20	115	2400	80	4.0	1.4	LV	E26	
8T03WH	3 Watt Cold Cathode Torpedo White	3	15-20	120	2700	80	4.0	1.4	White	E26	
5 WATT TORPEDO COLD CATHODE 120V, 25,000 HOUR (ALSO AVAILABLE IN CANDELABRA BASE)											
8T05CL	5 Watt Cold Cathode Torpedo Clear	5	25-30	200	2700	80	4.4	1.4	Clear	E26	
8T05F	5 Watt Cold Cathode Torpedo Frost	5	25-30	200	2700	80	4.4	1.4	Frost	E26	
8T05LV	5 Watt Cold Cathode Torpedo LV	5	25-30	190	2400	80	4.4	1.4	LV	E26	
8T05WH	5 Watt Cold Cathode Torpedo White	5	25-30	200	2700	80	4.4	1.4	White	E26	
8 WATT TORPEDO COLD CATHODE 120V, 25,000 HOUR (ALSO AVAILABLE IN CANDELABRA BASE)											
8T08CL	8 Watt Cold Cathode Torpedo Clear	8	35-40	300	2700	80	5.9	2.0	Clear	E26	
8T08F	8 Watt Cold Cathode Torpedo Frost	8	35-40	300	2700	80	5.9	2.0	Frost	E26	
8T08LV	8 Watt Cold Cathode Torpedo LV	8	35-40	280	2400	80	5.9	2.0	LV	E26	
8T08WH	8 Watt Cold Cathode Torpedo White	8	35-40	300	2700	80	5.9	2.0	White	E26	
3 WATT FLAME TIP COLD CATHODE 120V, 25,000 HOUR (ALSO AVAILABLE IN CANDELABRA BASE)											
8TF03CL	3 Watt Cold Cathode Flame Tip Clear	3	15-20	120	2700	80	4.5	1.4	Clear	E26	
8TF03F	3 Watt Cold Cathode Flame Tip Frost	3	15-20	120	2700	80	4.5	1.4	Frost	E26	
8TF03LV	3 Watt Cold Cathode Flame Tip LV	3	15-20	115	2400	80	4.5	1.4	LV	E26	
8TF03WH	3 Watt Cold Cathode Flame Tip White	3	15-20	120	2700	80	4.5	1.4	White	E26	
5 WATT FLAME TIP COLD CATHODE 120V, 25,000 HOUR (ALSO AVAILABLE IN CANDELABRA BASE)											
8TF05CL	5 Watt Cold Cathode Flame Tip Clear	5	25-30	200	2700	80	4.8	1.4	Clear	E26	
8TF05F	5 Watt Cold Cathode Flame Tip Frost	5	25-30	200	2700	80	4.8	1.4	Frost	E26	
8TF05LV	5 Watt Cold Cathode Flame Tip LV	5	25-30	190	2400	80	4.8	1.4	LV	E26	
8TF05WH	5 Watt Cold Cathode Flame Tip White	5	25-30	200	2700	80	4.8	1.4	White	E26	

*All 8 watt Cold Cathodes will be available in May 2007

Cold Cathodes

800.324.1496 + www.tcpi.com

A Little or A Lot

Cold Cathode lamps are excellent for dimming and rapid cycling applications.

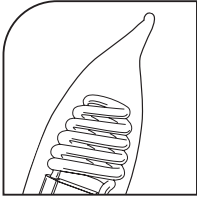
Your Name in Lights


Our globes are ideal for decorative, marquee, porte-cocheres, and sign boards – anywhere you need some fun attention.

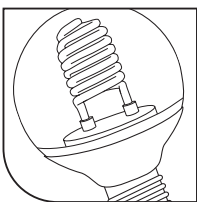
Mood Light

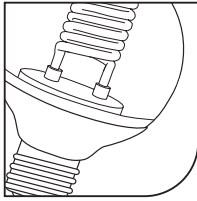
R20s and R30s work great in recessed can applications and down lighting – they're ideal for decorative and porte-cocheres too!



ITEM NUMBER	ITEM DESCRIPTION	LAMP WATTS	INCANDESCENT WATT COMPARISON	INITIAL LUMENS	CCT	CRI	MOL/HEIGHT (INCHES)	DIAMETER/WIDTH (INCHES)	LAMP FINISH	BASE TYPE	
8 WATT FLAME TIP COLD CATHODE 120V, 25,000 HOUR (ALSO AVAILABLE IN CANDELABRA BASE)											
	8TF08CL	8 Watt Cold Cathode Flame Tip Clear	8	35-40	300	2700	80	6.4	2.0	Clear	E26
	8TF08F	8 Watt Cold Cathode Flame Tip Frost	8	35-40	300	2700	80	6.4	2.0	Frost	E26
	8TF08LV	8 Watt Cold Cathode Flame Tip LV	8	35-40	280	2400	80	6.4	2.0	LV	E26
	8TF08WH	8 Watt Cold Cathode Flame Tip White	8	35-40	300	2700	80	6.4	2.0	White	E26

G20 GLOBE COLD CATHODE 120V, 25,000 HOUR (ALSO AVAILABLE IN CANDELABRA BASE)											
	8G2003CL	3 Watt Cold Cathode G20 Globe Clear	3	15-20	120	2700	80	4.0	2.5	Clear	E26
	8G2003WH	3 Watt Cold Cathode G20 Globe White	3	15-20	120	2700	80	4.0	2.5	White	E26

G25 GLOBE COLD CATHODE 120V, 25,000 HOUR (ALSO AVAILABLE IN CANDELABRA BASE)											
	8G2503CL	3 Watt Cold Cathode G25 Globe Clear	3	15-20	120	2700	80	4.3	3.1	Clear	E26
	8G2503WH	3 Watt Cold Cathode G25 Globe White	3	15-20	120	2700	80	4.3	3.1	White	E26
	8G2505CL	5 Watt Cold Cathode G25 Globe Clear	5	25-30	200	2700	80	4.3	3.1	Clear	E26
	8G2505WH	5 Watt Cold Cathode G25 Globe White	5	25-30	200	2700	80	4.3	3.1	White	E26
	8G2508CL	8 Watt Cold Cathode G25 Globe Clear	8	35-40	300	2700	80	4.8	3.1	Clear	E26
	8G2508WH	8 Watt Cold Cathode G25 Globe White	8	35-40	300	2700	80	4.8	3.1	White	E26

G30 GLOBE COLD CATHODE 120V, 25,000 HOUR (ALSO AVAILABLE IN CANDELABRA BASE)											
	8G3008CL	8 Watt Cold Cathode G30 Globe Clear	8	35-40	300	2700	80	5.5	3.7	Clear	E26
	8G3008WH	8 Watt Cold Cathode G30 Globe White	8	35-40	300	2700	80	5.5	3.7	White	E26

R20 REFLECTOR COLD CATHODE 120V, 25,000 HOUR (ALSO AVAILABLE IN CANDELABRA BASE)											
	8R2003CL	3 Watt Cold Cathode R20 Clear	3	15-20	120	2700	80	3.4	2.5	Clear	E26
	8R2003F	3 Watt Cold Cathode R20 Frost	3	15-20	120	2700	80	3.4	2.5	Frost	E26
	8R2005CL	5 Watt Cold Cathode R20 Clear	5	25-30	200	2700	80	4.0	2.5	Clear	E26
	8R2005F	5 Watt Cold Cathode R20 Frost	5	25-30	200	2700	80	4.0	2.5	Frost	E26
	8R2005Y	5 Watt Cold Cathode R20 Yellow	5	25-30	N/A	2700	80	4.0	2.5	Yellow	E26
	8R2005BL	5 Watt Cold Cathode R20 Blue	5	25-30	N/A	2700	80	4.0	2.5	Blue	E26
	8R2005GR	5 Watt Cold Cathode R20 Green	5	25-30	N/A	2700	80	4.0	2.5	Green	E26
	8R2005RD	5 Watt Cold Cathode R20 Red	5	25-30	N/A	2700	80	4.0	2.5	Red	E26

*All 8 watt Cold Cathodes will be available in May 2007

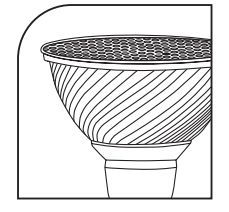

Versatility

UL Listed, product suitable for indoor and outdoor use.

Flat Pars add Dimension

Ideal for outdoor fixtures, track lights, and recessed cans – these pars are anything but mundane!

ITEM NUMBER	ITEM DESCRIPTION	LAMP WATTS	INCANDESCENT WATT COMPARISON	INITIAL LUMENS	CCT	CRI	MOL/HEIGHT (INCHES)	DIAMETER/WIDTH (INCHES)	LAMP FINISH	BASE TYPE	
R30 REFLECTOR COLD CATHODE 120V, 25,000 HOUR (ALSO AVAILABLE IN CANDELABRA BASE)											
8R3008CL	8 Watt R30 Clear	8	35-40	300	2700	80	5.4	3.6	Clear	E26	
8R3008F	8 Watt R30 Frost	8	35-40	300	2700	80	5.4	3.6	Frost	E26	
8R3008Y	8 Watt R30 Yellow	8	35-40	N/A	2700	80	5.4	3.6	Yellow	E26	
8R3008BL	8 Watt R30 Blue	8	35-40	N/A	2700	80	5.4	3.6	Blue	E26	
8R3008GR	8 Watt R30 Green	8	35-40	N/A	2700	80	5.4	3.6	Green	E26	
8R3008RD	8 Watt R30 Red	8	35-45	N/A	2700	80	5.4	3.6	Red	E26	
FLAT PAR COLD CATHODE 120V, 25,000 HOUR (ALSO AVAILABLE IN CANDELABRA BASE)											
8PF3008CL	8 Watt Flat Par30 Clear	8	35-40	250	2700	80	4.9	3.7	Clear	E26	
8PF3808CL	8 Watt Flat Par38 Clear	8	35-40	350	2700	80	5.3	4.8	Clear	E26	



*Bulk pack also available in 100 / carton.

Cold Cathode Warranties

25,000 Hour Cold Cathode 36 months

LIMITED WARRANTY

This TCP product is warranted for a period of 36 months (12 hours/day burn time) from date of original purchase against defects in materials and workmanship. If this product should fail to operate due to defects in materials or workmanship, simply return this product to the place of purchase or to TCP Service Center (address below) along with the original sales receipt within 36 months of purchase. This product will be repaired or replaced, at TCP's option. This warranty is expressly limited to repair or replacement of the product. This warranty gives the consumer specific legal rights, which vary from state to state.

WARRANTY IS VOID IF PRODUCT IS NOT USED FOR THE PURPOSE FOR WHICH THIS PRODUCT IS MANUFACTURED.

Some of our products contain mercury. Dispose according to local, state or Federal Laws. See www.lamprecycle.org, or call 1-800-771-9335.

Cold Cathodes

2007