



LED EBG24-1100T


Part #: EBG24-1100T Bulb Type: CFL Retrofit

Product Description

Tool-free installation for ease of use, horizontal mounting for direct-lighting coverage area and the instant-on feature makes this the ideal CFL replacement bulb for locations which requires an abundance of light. Faster ROI (Return on Investment) with lower energy consumption, brighter light output, lesser heat dissipation, bigger savings on labor exchange cost and longer life span.



Estimated Energy Cost: \$1.45 per year



Features



Instant-On/Off

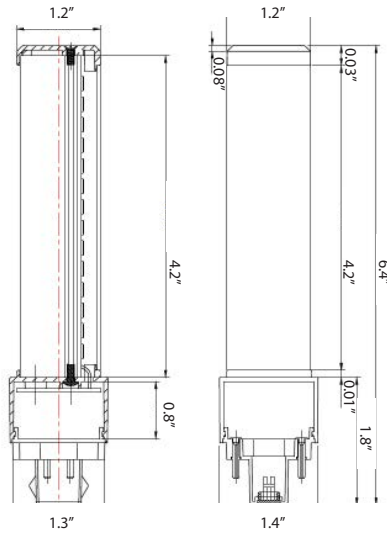


Mercury Free

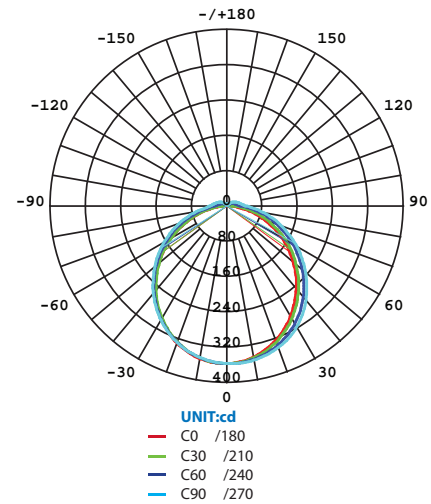


Energy Efficient

Dimensions & Base



Photometric Data



Specifications

Input Power	Input Voltage	Lumen Output	Beam Angle	Center Beam	CCT
24 W	120 V	1100 lm	115°	346 cd	3000 K
CRI	Luminous Efficacy	Power Factor	Input Current	Base	Lamp Lifespan
80	99 lm/W	0.9	0.1 A	G24q-3	25000 Hrs.

