



Catalog Number	
Notes	Type

FEATURES AND SPECIFICATIONS

INTENDED USE

Specification-grade emergency ballast operates one or two lamps (4' or shorter) or one 8' lamp. Factory or field installed within fluorescent fixture ballast channel. Upon interruption of normal power battery pack automatically strikes and operates lamps at reduced light output, providing glare-free illumination for 90 minutes.

CONSTRUCTION

- Durable thermoplastic/metal housing resists impact, scratches, and corrosion. UL-94V-0 flame rating
- Reduced-profile footprint fits in the tightest applications
- Polarized quick-connect pilot light/test switch assembly simplifies installation
- Pilot light and test switch provide visual and manual means of monitoring system operation
- U.S. Patent No. 6,522,147; 5,814,971; 6,577,136; D550,154

PERFORMANCE

- Lamp selector switch optimizes single or dual lamp performance
- Operates one or two 2'-4' fluorescent T8-T12 lamps, one 2'-4' fluorescent T5, T8, or T12, H0, long compact (biax) or one 6'-8' fluorescent T8-T12 for 90 minutes. Compatible with T8 and T5 electronic, T12 magnetic, instant start, rapid start, and slimline ballasts. New AC ballasts with EOL (end of life) protection may require EOL accessory (ELA PSRPSB) to ensure normal AC mode operation

ELECTRICAL

- Multi-voltage input capability (120V-277V; 50-60 Hz)
- Constant current-type charger. Input circuit provides high efficiency and reliable operation
- High-efficiency push-pull inverter is the most effective method of converting DC power to AC power. It provides maximum light output, battery life and reliability

BATTERY

- Sealed, maintenance-free, high-temperature nickel-cadmium battery. Ensures long life over a wide range of temperatures
- Automatic battery recharge after 90-minute discharge. Fully charged after 24 hours

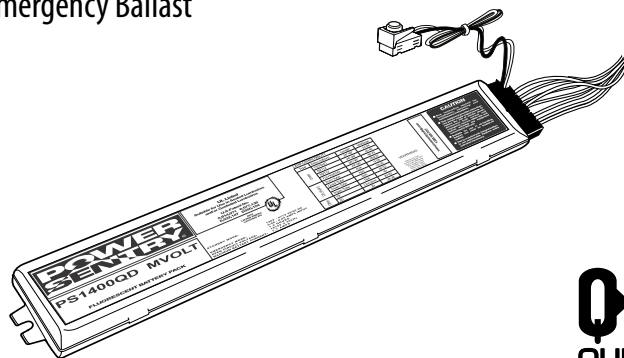
INSTALLATION

- Patented Quick-Disconnect connector system allows for quick and easy replacements at end of life without rewiring
- Mounts concealed within fixture wireway for clean appearance and protection against vandalism; or mounts on outside of fixture housing if internal space is limited. Two 1/2" holes in fixture channel permit mounting of test switch/pilot light behind fixture lens
- External mounting requires a remote mounting enclosure (ELA PSRME).
- Compact size (13-5/16" L x 2-3/16" W x 1-3/16" H) fits in a variety of fluorescent fixtures: troffers, volumetric recessed, industrials, commercials and strips
- Unit wires two ways: on night light circuit (permanently energized) or on switchable circuit (unswitched circuit to battery charger and switched circuit to the fixture ballast). Unit will strike normally off lamp
- Unit mounting centers are identical to a standard ballast

1400 Lumen Reduced-Profile

PS1400QD MVOLT

Emergency Ballast



H - 1-3/16"
W - 2-3/16"
L - 13-5/16"

LISTING

- UL listed. Meets UL 924, NFPA 101 (current Life Safety Code), NEC and OSHA illumination standards
- Standard unit is UL approved for installation in sealed and gasketed fixtures
- See PS1400DW specification sheet for product UL approved for use in wet and damp location fixtures

WARRANTY

- Five-year limited warranty. Complete warranty terms located at www.acuitybrands.com/CustomerResources/Terms_and_conditions.aspx
- Actual performance may differ as a result of end-user environment and application.
- Note: Specifications subject to change without notice

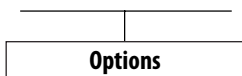
ORDERING LOGIC

For shortest lead times, configure product using standard options (shown in *italics*).

PS1400QD MVOLT



PS1400QD MVOLT Emergency ballast



Blank Standard
SD Self-diagnostics^{1,2,3}



Order as separate item.

- ELA TSPLP Remote or replacement test switch pilot light; mounts up to 25' away from fixture
- ELA TSPLPSD Remote or replacement test switch pilot light for self-diagnostics; mounts up to 25' away from fixture
- ELA PSMKSD External mounting kit for self-diagnostics module
- ELA PSRME External mounting box enclosure PS300QD, PSQ500QD, PS600QD and PS1400QD
- ELA PSRPSB Field-installable interface for enhanced compatibility with lamp EOL protection ballasts³
- PSSD Field-installable self-diagnostics module

NOTES

- 1 Self-diagnostics (PSSD) module ships separately. See PSSD Inverter Accessories spec sheet for details on self-diagnostics.
- 2 Compatible with lamp EOL protection ballasts.
- 3 ELA PSRPSB not required with SD option.
- 4 See Inverter Accessories specification sheets for details on other compatible devices ELA-RTS-TSPLP-PSTS-PSRPSB and ELA-PSMK-PSMKSD-PSDMT-PSRME

Example: PS1400QD MVOLT SD



PS1400QD MVOLT Emergency Ballast

SPECIFICATIONS

BATTERY

Sealed Nickel-Cadmium

Voltage	Shelf Life	Expected Life ¹	Maintenance	Optimum Temp ²
9.4	3 years	7-9 years	none ³	32-100° F

Notes:

- At 77°F.
- Optimum ambient temperature range where unit will provide capacity for 90 minutes. Higher and lower temperatures affect life and capacity. Consult factory for detailed information.
- All life safety equipment, including emergency lighting for path of egress must be maintained, serviced and tested in accordance with all National Fire Protection Association (NFPA) and local codes. Failure to perform the required maintenance, service or testing could jeopardize the safety of occupants and will void all warranties.

ELECTRICAL

Volts	Maximum AC input	
	Amps	Watts
120	.27	3.3
277	.29	3.2

LAMP COMPATIBILITY

Type	Descriptions	Length	Wattage	No. of Lamps
Linear	T5/T5HO	24"-48"	14-54	1
	T8/T12	24"-48"	16-40	1 or 2
	T8/T12	60"-96"	40-75	1 or 2
	T12 HO/VHO	24"-96"	35/215	1
CFL (4-pin)	Twin-Tube	N/A	9-55	1
	Quad-Tube	N/A	13-26	1 or 2
	Triple-Tube	N/A	18-32	1 or 2
	Triple-Tube	N/A4	42	1
Other	T9	Circuline	20-40	1
	2D	2D	28-38	1

INITIAL LUMEN OUTPUT TABLE

Type	Description	1 Lamp (ln)2	Lamps (ln)
T5/T5HO	FP14/T5	800	NC
	FP245T5/HO	700	NC
	FP28T5	1450	NC
	FP54T5/HO (49W)	1100	NC
	FP54T5/HO (54W)	900	NC
T8	F17T8	850	950
	F32T8	1450	1450
	FB31T8	1400	1400
CFL	CF40	950	NC
	FT40DL28W	1050	NC

NC = Not compatible

Initial lumen output measured at 25°C ambient temperature.

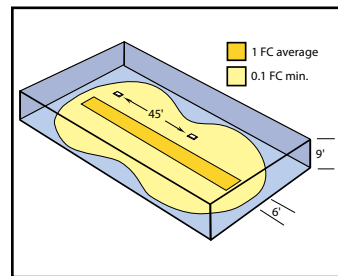


RECOMMENDED SPACING

One Footcandle Average Fixture-to-Fixture Spacing Guidelines PS1400QD MVOLT

	Application	T8 Lensed Troffer	T8 Parabolic	T8 Direct/Indirect
2x4	Open Office	47'	45'	47'
	Corrdior	57'	53'	59'
2x2	Open Office	47'	38'	47'
	Corrdior	54'	49'	53'

OPEN OFFICE SPACING

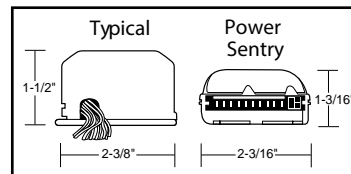


Meets Life Safety Code standard minimum illuminance of 0.1FC and average illuminance of 1.0 FC. Assumes 3 T8 lamps in each fixture, 6-foot wide path of egress, ceiling height 9' and reflectances of 80/50/20.

Fluorescent Emergency Ballast: PS1400QD MVOLT
Fluorescent Fixture: 2x4 Parabolic
Lamp Type: F32T8

MOUNTING

All dimensions are inches (millimeters).

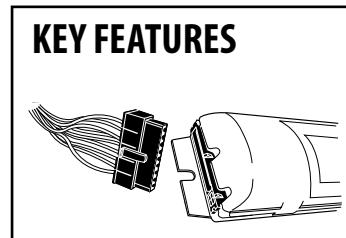


New reduced-profile design fits in the tightest of applications

Cross section end view

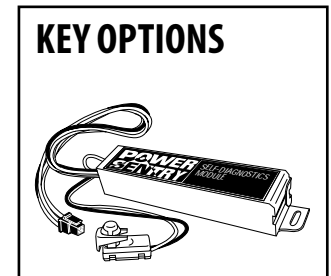
Length: 13-5/16 inches
Shipping weight: 2.0 lbs (0.68 kg).

KEY FEATURES



New Quick-Disconnect wiring system

KEY OPTIONS



Self-diagnostics module