

LED EM16-1100

Part #: EBMR16/450/GU5.3 Bulb Class: MR16



Product Description

LED EM16-1100 replaces conventional 50 Watt incandescent bulbs delivering more light brightness (lumens) for less energy consumption (Watts). With lower energy consumption levels you will be able to experience considerable energy savings all year long. Its dynamic design extends durability providing constant bulb performance. Enjoy features such as instant turn on capabilities, shatter resistance and mercury free exposure.







Estimated Energy Cost: \$0.78 per year

*Note: Design, features and specifications might be subject to change without notice. Some features may not be available on all models. Please visit www.eurilighting.com or call 1-888-743-5766 for more information.

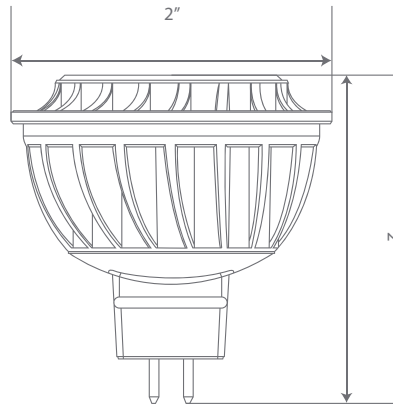
Specifications

| Input Power | Input Voltage | Lumen Output | Beam Angle | Center Beam | CCT |
|-------------|-------------------|--------------|---------------|-------------|---------------|
| 6.5 W | 12 V | 450 lm | 25° | 1101 cd | 3000 K |
| CRI | Luminous Efficacy | Power Factor | Input Current | Base | Lamp Lifespan |
| 82 | 72 lm/W | 0.7 | 0.8 A | GU5.3 | 25,000 Hrs. |

Features

-  Non-Dimmable
-  Instant-On/Off
-  Mercury Free
-  Energy Efficient

Dimensions



Photometric Data

