

FEATURES & SPECIFICATIONS

INTENDED USE — The Avante 2x2 is an indoor lighting luminaire for private and open offices, circulation areas, classrooms, libraries, cafeterias, airport ticketing and wait areas, and numerous other commercial applications. Static or air functions available. **Certain airborne contaminants can diminish integrity of acrylic.** [Click here for Acrylic Environmental Compatibility table for suitable uses.](#)

CONSTRUCTION — Housing is gloss white enamel on cold rolled steel. All edges hemmed or rounded.

All shieldings pivot on light traps and swing down for easy lamp access.

Molded light traps prevent light leaks between shielding and endplates.

All grid and screw slot units have built-in ceiling grid mounting clips. Grid air and screw slot air fixtures are supplied with screw-on tee bar clips.

OPTICS — Twin matte white polyester powder paint finished reflectors provide uniform light distribution. Optional low brightness diffuse aluminum stepped reflectors available.

All diffusers control direct light distribution and glare by shielding lamps from direct view.

Metal diffuser staggered round holes (MDR) 52% open perforated metal with .075" diameter holes backed with white acrylic diffuser.

Straight blade louver (SBL) sides of perforated metal with staggered round holes and solid blade louvered center. Sides and louver backed with white acrylic diffuser.

Metal diffuser aligned mini slots (MDM) 46% open perforated metal backed with white acrylic diffuser.

Acrylic diffuser prismatic lens (ADP) extruded acrylic lens backed with white acrylic diffuser.

Metal diffuser with center slots (MDC) 52% open metal, .075" diameter holes with 1" wide solid center. Slotted with 1/2" x 2" open slots. Diffuser is backed with white acrylic overlay.

ELECTRICAL — All ballasts supplied are class P, thermally protected, resetting, HPF, non-PCB, UL Listed, CSA certified. Ballasts are sound rated A. Standard combinations conform to UL 935. Luminaire is suitable for damp locations.

INSTALLATION — Trims available for standard 1" and 9/16" tee bar or screw slot grids.

Fixtures can be row mounted end-to-end.

Drywall ceiling adaptors available.

LISTINGS — UL Listed to US and Canadian safety standards. Chicago plenum approved and NYC approved (see Options).

Avante is covered by one or more of the following patents: 5,988,829; 399,586; 411,641; 413,402; 2,212,513; 87,513.

WARRANTY — 1-year limited warranty. Complete warranty terms located at www.acuitybrands.com/CustomerResources/Terms_and_conditions.aspx

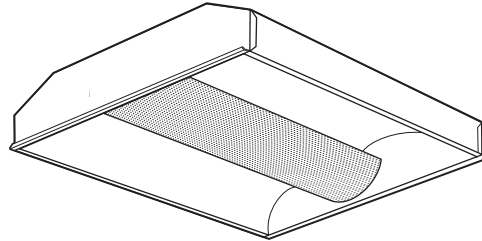
Actual performance may differ as a result of end-user environment and application.

Note: Specifications subject to change without notice.

Catalog Number
Notes
Type

Avante[®]
Direct/Indirect Lighting

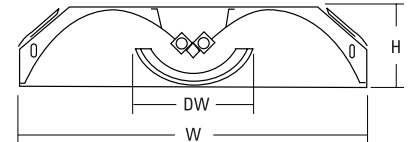
2AV 2'x2'



LINEAR FLUORESCENT
T8
1, 2 or 3 lamps

Specifications

Length: 24 (61.0)
Width: 24 (61.0)
Diffuser width: 8 (20.3)
Depth: 5-1/2 (14.0)
5-7/8 (14.9) for air fixture



All dimensions are inches (centimeters) unless otherwise indicated.

ORDERING INFORMATION For shortest lead times, configure product using **bolded options**.

Example: 2AV G 2 17 MDR MVOLT GEB10IS

2AV				17			
Series	Trim type	Air function	Number of lamps	Lamp type	Diffuser	Voltage	Options
2AV 2' wide	G Grid trim ST Screw slot	(blank) Static (no air function) A Air return/supply	1 2 3 Not included	17 17W T8 (24")	MDR Metal diffuser, round holes SBL Straight blade louver, round holes MDM Metal diffuser, mini slots ADP Acrylic diffuser, linear prismatic lens MDC Metal diffuser, round holes with large center slots ¹ Others available.	MVOLT² 347 Others available.	GEB10IS Electronic ballast, ≤ 10% THD, instant start GEB10PS Electronic ballast, ≤ 10% THD, programmed rapid start ADZT Advance "Mark VII" low voltage dimming ALG Acrylic litter guard ¹ EL14 Emergency battery pack (nominal 1400 lumens, see Life Safety section) GLR Internal fast-blow fuse ³ LP_ Lamped. Specify lamp type and color PWS1836 6' prewire, 3/8" dia., 18-gauge, 3 wires NY3 New York City approved CP Chicago plenum approved APB Air pattern control blades (air only) ¹ <u>Reflector option</u> ASR Aluminum stepped reflector

Accessories: Order as separate catalog number.

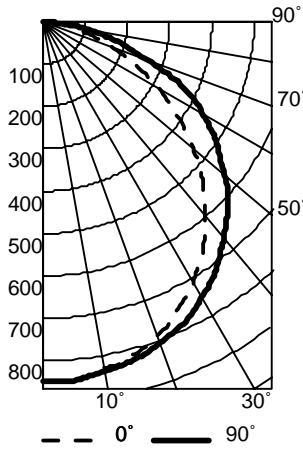
DGA22 Drywall ceiling adapter, unit installation. Use G trim plus DGA accessory for fixture trim flange and fixture support in plaster or plasterboard ceilings.

Notes

- 1 Refer to options and accessories section for more detailed information.
- 2 MVOLT (120 - 277 volt).
- 3 Must specify voltage, 120 or 277.

2AV 2x2 Direct/Indirect Lighting

2AV G 3 17 MDR, (3) 17W T8 lamps, 1400 lumens per lamp, s/m 1.2 (along) 1.3 (across), test no. LTL9106



CP Summary

	0°	90°
0°	847	847
5°	847	850
15°	816	826
25°	752	786
35°	659	714
45°	536	619
55°	392	502
65°	241	366
75°	110	183
85°	26	39
90°	0	0

Coefficients of Utilization

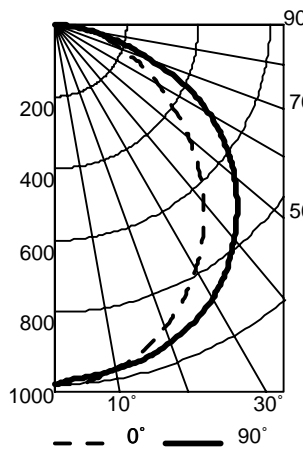
R _{CR}	pf	pc	20%								
			80%			70%			50%		
			70%	50%	30%	50%	30%	10%	50%	30%	10%
0	70	70	70	68	68	68	65	65	65		
1	64	61	58	60	57	55	57	55	54		
2	58	53	49	52	48	45	50	47	44		
3	53	47	42	46	41	38	44	40	37		
4	48	41	36	40	36	32	39	35	31		
5	44	37	31	36	31	27	35	30	27		
6	41	33	28	33	28	24	31	27	24		
7	38	30	25	29	25	21	29	24	21		
8	35	27	22	27	22	19	26	22	19		
9	33	25	20	25	20	17	24	20	17		
10	31	23	18	23	18	15	22	18	15		

Zonal Lumen Summary

Zone	Lumens	% Lamp	% Fixture
0° - 30°	666	15.9	27.1
0° - 40°	1095	26.1	44.5
0° - 60°	1944	46.3	79.0
0° - 90°	2461	58.6	100.0
90° - 180°	0	0.0	0.0
0° - 180°	2461	58.6	100.0

Efficiency: 58.6%

2AV G 3 17 SBL, (3) 17W T8 lamps, 1325 lumens per lamp, s/m 1.2 (along) 1.3 (across), test no. LTL10191



CP Summary

	0°	90°
0°	1001	1001
5°	997	985
15°	941	963
25°	846	914
35°	720	835
45°	568	719
55°	404	581
65°	267	403
75°	143	188
85°	34	36
90°	0	0

Coefficients of Utilization

R _{CR}	pf	pc	20%								
			80%			70%			50%		
			70%	50%	30%	50%	30%	10%	50%	30%	10%
0	83	83	83	81	81	81	78	78	78		
1	76	73	70	71	68	66	68	66	64		
2	69	63	59	62	58	54	60	56	53		
3	63	56	50	55	49	45	52	48	44		
4	58	49	43	48	43	38	47	42	38		
5	53	44	38	43	37	33	42	37	33		
6	49	40	33	39	33	29	38	32	28		
7	45	36	30	35	30	25	34	29	25		
8	42	33	27	32	27	23	31	26	23		
9	40	30	24	30	24	20	29	24	20		
10	37	28	22	27	22	19	27	22	18		

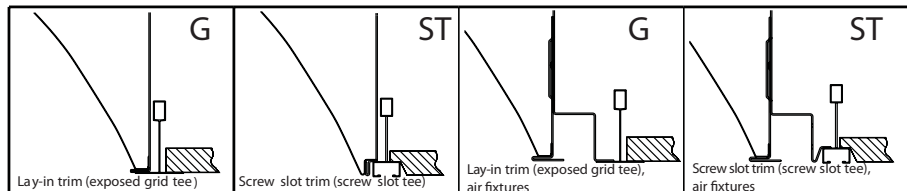
Zonal Lumen Summary

Zone	Lumens	% Lamp	% Fixture
0° - 30°	768	19.3	27.6
0° - 40°	1253	31.5	45.1
0° - 60°	2199	55.3	79.1
0° - 90°	2780	69.9	100.0
90° - 180°	0	0.0	0.0
0° - 180°	2780	69.9	100.0

Efficiency: 69.9%

MOUNTING DATA

Ceiling Type	Appropriate Trim Type
Exposed grid tee (1' and 9/16")	G
Concealed grid tee	G
Screw slot	ST
Plaster or plasterboard	G*



*DGA accessory available to provide ceiling trim flange and fixture support for plaster or plasterboard ceiling. Recommended rough-in dimensions for DGA installation is 24-3/4" x 24-3/4" (Tolerance is +1/8", -0").