

# 9.5" CDL 48W TITANIUM LED SERIES 4.0



PRO



48W REPLACES



**2X42W  
CFL**

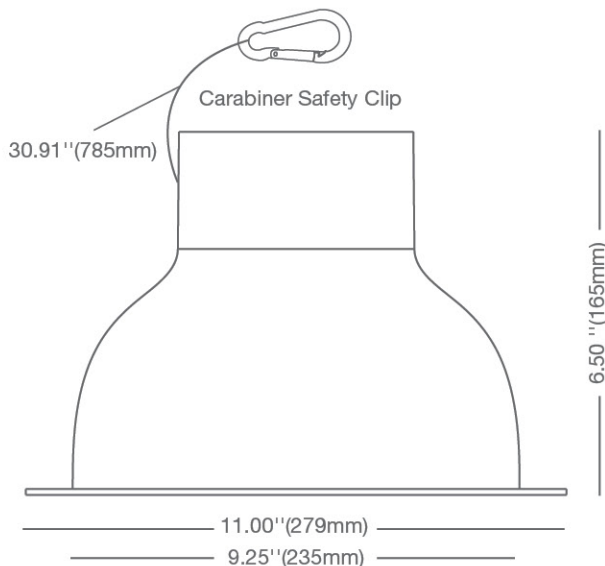
60% Energy Savings

- ⌚ Fits existing architectural and commercial housing
- ⌚ 120-277V circuit with 0-10V dimming
- ⌚ Easy installation - Quick connector and pre-wired conduit
- ⌚ Lasts 4 times longer than CFL
- ⌚ Comfortable diffused light
- ⌚ Available in 2700K, 3000K, 3500K & 4000K CCT



## PRODUCT FEATURES

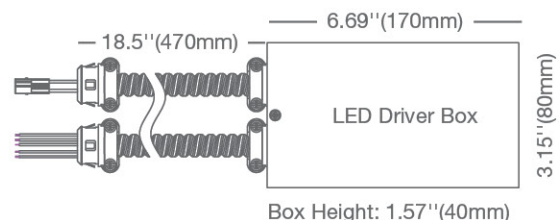
Accessories include a carabiner safety clip that can be used during installation for easy wiring. Two types of retaining clips are also included to secure the fixture if recessed frame does not already have pre-installed clips.



3X Retaining Clips




3X Retaining Clips




## APPLICATIONS


### Retail



### Hospitality



### Office



Ref.#:DS074-CDL-48W

## SPECIFICATIONS\*

Product Model	97705 48CDL9.5G4DIM/827/277V (MTO)	97706 48CDL10G4DIM/830/277V	97707 48CDL10G4DIM/835/277V	97708 48CDL10G4DIM/840/277V
<b>Type</b>	9.5" Commercial Downlight	9.5" Commercial Downlight	9.5" Commercial Downlight	9.5" Commercial Downlight
<b>Power (W)</b>	48	48	48	48
<b>Voltage - Frequency</b>	120-277V 50-60Hz	120-277V 50-60Hz	120-277V 50-60Hz	120-277V 50-60Hz
<b>Color Temp. (ANSI)</b>	Warm White 2700K	Warm White 3000K	Neutral White 3500K	Natural White 4000K
<b>CRI (Ra) (typ.)</b>	80	80	80	80
<b>Typical lumens (lm)</b>	2900	3000	3100	3250
<b>Efficacy (LPW)</b>	60	63	65	68
<b>Beam Angle</b>	90°	90°	90°	90°
<b>Dimmable</b>	Yes	Yes	Yes	Yes
<b>Power Factor</b>	0.9	0.9	0.9	0.9
<b>Rated Lifetime - L70 (hrs.)</b>	40,000	40,000	40,000	40,000
<b>Dia. x MOL</b>	9.25"x6.50" (235x165mm)	9.25"x6.50" (235x165mm)	9.25"x6.50" (235x165mm)	9.25"x6.50" (235x165mm)
<b>Trim Weight (lb. / g)</b>	0.99lb / 450g	0.99lb / 450g	0.99lb / 450g	0.99lb / 450g
<b>Driver Weight (lb. / g)</b>	2.23lb / 1010g	2.23lb / 1010g	2.23lb / 1010g	2.23lb / 1010g

\* Specification data is preliminary and may be subject to change

\*\* Suitable for damp locations. Not for use where directly exposed to weather or water

\*\*\* Not intended for use in enclosed fixtures

\*\*\*\* Full installation guide and more details available on website