

# PAR38 17W 277V TITANIUM CRI<sup>SP</sup> LED SERIES 4.0



CRI<sup>SP</sup>



17W REPLACES



120W  
Hal.

80% Energy Savings

\$331 Savings per lamp\*

- ⌚ Universal voltage 120-277V
- ⌚ Exceptional color rendering CRI 90
- ⌚ Richer reds and natural skin tones (R9 50, R13 90)
- ⌚ Tight LED binning for consistent CCT across all lamps
- ⌚ Suitable for use in totally enclosed fixtures
- ⌚ Wet location rated for outdoor use



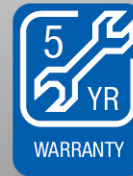
40,000 H



UNIVERSAL




WET  
LOCATION



WARRANTY



CRI (Ra)



ENCLOSED\*\*



LM 79

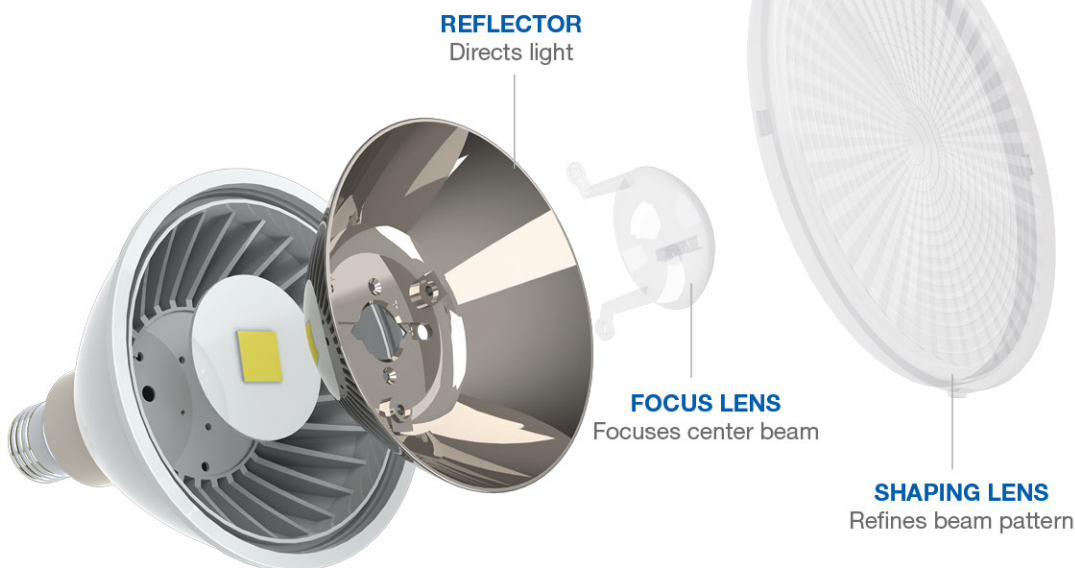
LM 80

TM 21



## PATENT PENDING RFS OPTIC

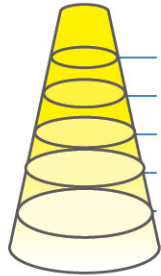
The innovative RFS optic provides a high candela to lumen ratio, optimizing light usage for directional applications.



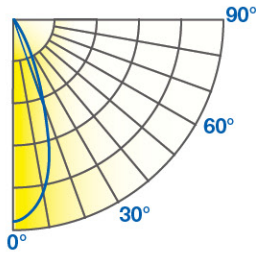
WATCH THE VIDEO

## ILLUMINANCE & CANDELA DISTRIBUTION

17PAR38G4/930FL40/277V

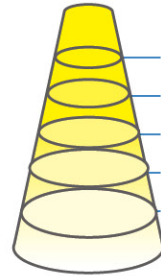


Diameter	Footcandles
2.2	278
4.4	69
6.6	31
8.7	17
10.9	11

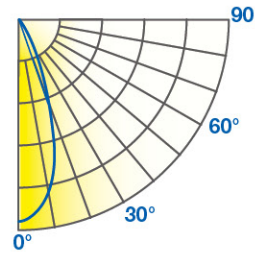


Degree	Candela
0	2500
5	2329
15	1489
25	381
35	143
45	74

17PAR38G4/940FL40/277V

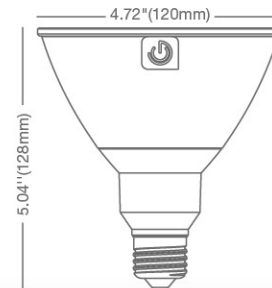


Diameter	Footcandles
2.2	294
4.4	74
6.6	33
8.7	18
10.9	12



Degree	Candela
0	2650
5	2469
15	1578
25	404
35	152
45	79

- Base:** E26
- Voltage:** 120-277V
- Dimmable:** No
- PF:** 0.9
- Lifetime:** 40,000 hrs
- Weight:** 0.75lb / 340g



## SPECIFICATIONS

Model	Product	Power (W)	CCT	CRI (typ.)	R9 / R13 (typ.)	Lumens	LPW	Beam Angle	CBCP (cd)
17PAR38G4/930FL40/277V	16161	17	Warm White 3000K	90	50 / 90	1150	68	FL 40°	2500
17PAR38G4/940FL40/277V	16164	17	Natural White 4000K	90	50 / 90	1200	71	FL 40°	2650

\* Savings per lamp based on \$0.11 / kw energy cost, 12 hrs / day lamp usage, \$8 halogen with 1500-hr lifetime, \$32 LED with 40,000-hr lifetime

\*\* Suitable for use in totally enclosed fixtures

\*\*\* Suitable for wet locations when used in base down applications only