

# PAR30 12.5W 277V TITANIUM CRI<sup>SP</sup> LED SERIES 4.0



CRI<sup>SP</sup>



12.5W REPLACES



75W  
Hal.

80% Energy Savings

\$239 Savings per lamp\*

- ⌚ Universal voltage 120-277V
- ⌚ Exceptional color rendering CRI 90
- ⌚ Richer reds and natural skin tones (R9 50, R13 90)
- ⌚ Tight LED binning for consistent CCT across all lamps
- ⌚ High efficacy 68 LPW in Warm White
- ⌚ Suitable for use in totally enclosed fixtures



40,000 H



UNIVERSAL



EFFICACY



WARRANTY



CRI (Ra)



ENCLOSED\*\*



LM 79

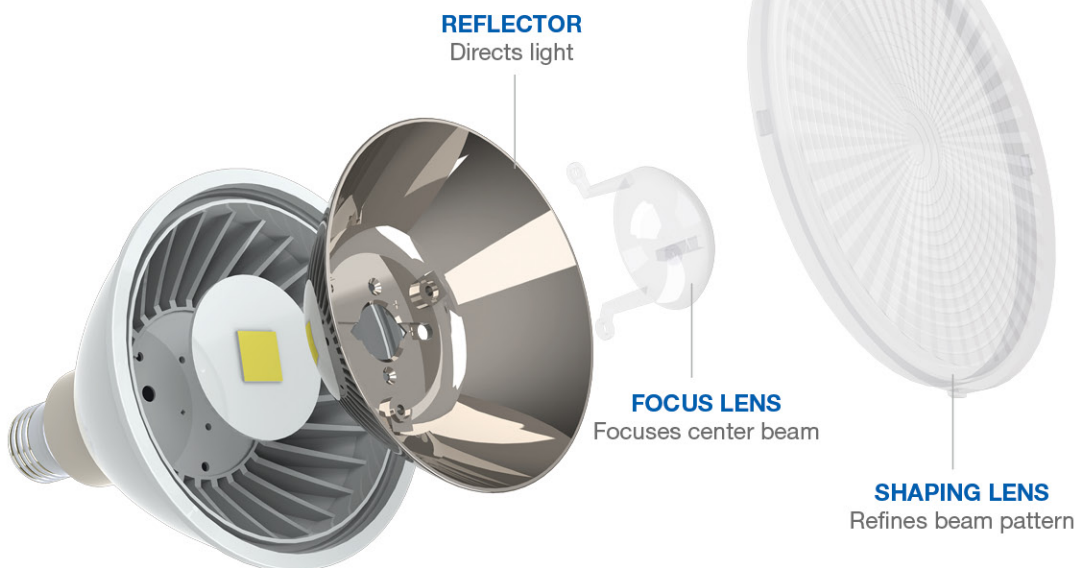
LM 80

TM 21



## PATENT PENDING RFS OPTIC

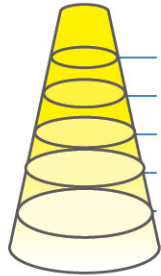
The innovative RFS optic provides a high candela to lumen ratio, optimizing light usage for directional applications.



WATCH THE VIDEO

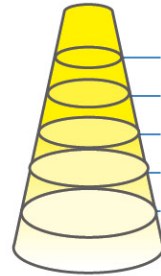
## ILLUMINANCE & CANDELA DISTRIBUTION

12.5PAR30G4/930FL40/277V

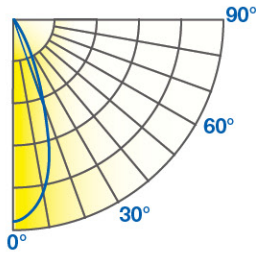


Diameter	Footcandles
2.2	206
4.4	51
6.6	23
8.7	13
10.9	8

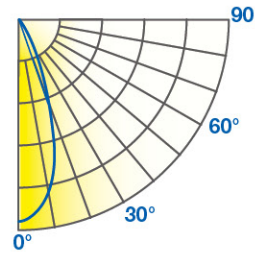
12.5PAR30G4/940FL40/277V



Diameter	Footcandles
2.2	228
4.4	57
6.6	25
8.7	14
10.9	9

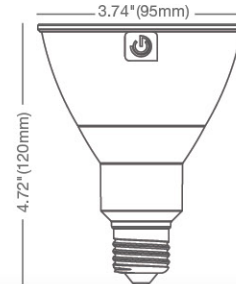


Degree	Candela
0	1850
5	1794
15	1261
25	441
35	121
45	58



Degree	Candela
0	2050
5	1938
15	1361
25	476
35	131
45	63

- Base:** E26
- Voltage:** 120-277V
- Dimmable:** No
- PF:** 0.9
- Lifetime:** 40,000 hrs
- Weight:** 0.52lb / 236g



## SPECIFICATIONS

Model	Product	Power (W)	CCT	CRI (typ.)	R9 / R13 (typ.)	Lumens	LPW	Beam Angle	CBCP (cd)
12.5PAR30G4/930FL40/277V	16125	12.5	Warm White 3000K	90	50 / 90	850	68	FL 40°	1850
12.5PAR30G4/940FL40/277V	16128	12.5	Natural White 4000K	90	50 / 90	900	72	FL 40°	2050

\* Savings per lamp based on \$0.11 / kw energy cost, 12 hrs / day lamp usage, \$8 halogen with 1500-hr lifetime, \$28 LED with 40,000-hr lifetime

\*\* Suitable for use in totally enclosed fixtures

\*\*\* Suitable for damp locations. Not for use where directly exposed to weather or water