

# Electronic Photo Controls

Photo Controls with Extended Life Expectancy

Today's  
Lighting  
Installations  
Require  
Tomorrow's  
Lighting  
Controls



# Introducing Electronic Photo Controls from Intermatic

## **The long life solution for your LED and new induction light fixtures**

Are you installing light fixtures with extended life expectations?

**Expect no less from your Photo Controls.**

Intermatic's Electronic Photo Controls are designed to match the long life of new LED lighting fixtures with a 10 to 20 year service life expectancy.

This allows full realization of both the cost savings and benefits of maintenance-free lighting installations.





## Designed for Long Life

- Improved ON/OFF switching with high quality relays
- Zero-crossing electronic circuitry for extended life (Select and Specifier Grade models)
- Employs electronic components exclusively selected to meet extended life targets
- Conformal coated PCB assemblies for long term reliability (Select and Specifier Grade models)

## Tested for Long Life

- Products tested to full ON/OFF lifecycles under Tungsten, Magnetic and Electronic Ballast/LED driver loads
- Testing per NEMA 410 to ensure compatibility with today's array of Electronic Ballasts and LED Drivers

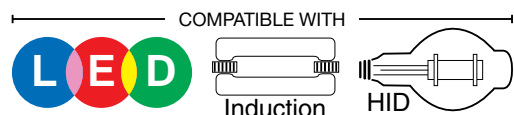
## Warrantied for Long Life

- 6, 8 and 12- year warranties
- Intermatic brand assurance for peace of mind and trouble free implementation

## More Features

- High load ratings for multi-fixture installations per each photo control
- Enhanced surge protection with 255J and 510J MOV components
- Meets or exceeds ANSI C136.10/C136.24 and UL/CSA requirements

***Intermatic –  
You expect more, we deliver!***



# Fix Mount Photo Controls



**Button**  
EK4036S

**Stem Mount Side Lens**  
EK4136S

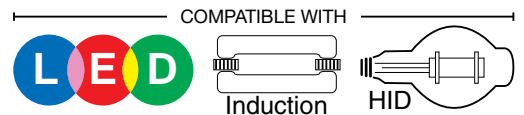
**Stem & Swivel Side Lens**  
EK4236S

**Stem & Swivel Top Lens**  
EK4736S

## Select Grade Electronic Photo Controls

- Non-drift silicon light sensor with IR filter
- DC relay with zero-crossing circuitry for extended life
- 15 year design life
- Conformal coated PCB
- Exceeds 10,000 ON/OFF switching cycles
- Ideal for single or multi-fixture HID and LED installations (up to 1,650 W @ 277 VAC)
- 255J MOV surge protection element
- 1/2"-14 NPSM threaded stem fits standard outlet boxes and wall packs
- Overall dimensions within ANSI C136.24 guidelines
- 18 awg wire leads

Model #	Voltage	Tungsten Rating	Magnetic Ballast	Electronic Ballast	Turn ON Level	OFF/ON Ratio	Fail Mode	Wire Length
EK4036S	105-305 VAC	1000 W	1800W	6 Amps	1.5 fc	1.5:1	ON	9"
EK4136S	105-305 VAC	1000 W	1800W	6 Amps	1.5 fc	1.5:1	ON	6"
EK4236S	105-305 VAC	1000 W	1800W	6 Amps	1.5 fc	1.5:1	ON	6"
EK4736S	105-305 VAC	1000 W	1800W	6 Amps	1.5 fc	1.5:1	ON	6"



# Twist Lock Photo Controls



LED4536SC

**Specifier Grade**  
Electronic Photo Control

8A Electronic Ballast

12 YEAR  
Limited Warranty

- Non-drift silicon light sensor with IR filter
- DC relay with zero-crossing circuitry for extended life
- All components meet 20 year life expectancy
- Conformal coated PCB
- Exceeds 15,000 ON/OFF switching cycles
- Ideal for single or multi-fixture HID and LED installations (up to 2,220 W @ 277 VAC)
- 510 J MOV surge protection element



EK4536

**Select Grade**  
Electronic Photo Control

6A Electronic Ballast

8 YEAR  
Limited Warranty

- Non-drift silicon light sensor with IR filter
- DC relay with zero-crossing circuitry for extended life
- 15-year design life
- Conformal coated PCB
- Exceeds 10,000 ON/OFF switching cycles
- Ideal for single or multi-fixture HID and LED installations (up to 1,650 W @ 277 VAC)
- 510 J MOV surge protection element



ELC4536

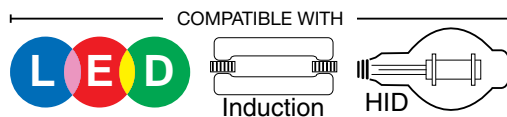
**Standard Grade**  
Electronic Photo Control

2A Electronic Ballast

6 YEAR  
Limited Warranty

- Non-drift silicon light sensor with IR filter
- All components meet 10+ year life expectancy
- Exceeds +3,650 ON/OFF switching cycles
- Ideal for single HID and LED fixtures (up to 550 W @ 277 VAC)
- Power up ON delay (45-60 sec) for easy installation verification and troubleshooting
- 510 J MOV surge protection element

Model #	Voltage	Tungsten Rating	Magnetic Ballast	Electronic Ballast	Turn ON Level	OFF/ON Ratio	Fail Mode
LED4536SC	105-305 VAC	1000 W	1800 VA	8 Amps	1.5 fc	1.5:1	ON
EK4536	105-305 VAC	1000 W	1800 VA	6 Amps	1.5 fc	1.5:1	ON
ELC4536	105-305 VAC	1000 W	1800 VA	2 Amps	1.5 fc	1.5:1	ON



# Electronic Photo Controls

Specifications	Fix Mount Photo Controls				Twistlock Photo Controls		
	EK4036S	EK4136S	EK4236S	EK4736S	ELC4536	EK4536	LED4536SC
Nominal Voltage 50/60 Hz	120/208/240/277				120/208/240/277		
Voltage Range	105-305				105-305		
Photo Sensor	Non-drift silicon sensor with IR filter for Human Eye Response				Non-drift silicon sensor with IR filter for Human Eye Response		
Turn On Level (Foot Candle)	1.5 (Instant ON)				1.5 (Instant ON)		
Turn Off Level (Foot Candle)	2.25				2.25		
Off to On Ratio	1.5:1				1.5:1		
Time Delay OFF	2 to 5 seconds				2 to 5 seconds		
Fail Mode	ON				ON		
Power Consumption	0.1 watts @ 120VAC, 0.4 watts @ 277VAC				0.1 watts @ 120VAC, 0.4 watts @ 277VAC		
Dielectric Withstand	2500 V				2500 V		
Operating Temperature	-40°C to +70°C				-40°C to +70°C		
Applicable Standards	Meets or exceeds ANSI C136.24, UL773, and CSA Requirements				Meets or exceeds ANSI C136.10-2010, UL773, and CSA Requirements		

Specifications	Fix Mount Photo Controls				Twistlock Photo Controls		
	EK4036S	EK4136S	EK4236S	EK4736S	ELC4536	EK4536	LED4536SC
Load Rating - Tungsten	1000 W				1000 W	1000 W	1000 W
Load Rating - Ballast	1800 VA				1800 VA	1800 VA	1800 VA
Load Rating - Electronic Ballast	6A				2A	6A	8A
Surge Protection	255J MOV / 5,000 Amp surge current				510J MOV / 10,000 Amp surge current		
Power Up ON Test Delay	No				45 - 60sec	No	No
Zero Cross Technology	Yes				No	Yes	Yes
Circuit Board Conformal Coated	Yes				No	Yes	Yes
FR4 Circuit Board	Yes				Yes	Yes	Yes
ON/OFF Operation Cycles	10,000				3,650	10,000	15,000
Design Life Expectancy	15 year				10 year	15 year	20 year
Manufacturer's Warranty	8 year				6 year	8 year	12 year
Agency Approvals	cCSAus / cULus				cULus	cCSAus	cCSAus



Connect with us



Intermatic.com

© 2014 Intermatic Incorporated  
300KP100048