

MR16 7W DIM. TITANIUM LED SERIES 4.0



PRO



7W REPLACES



50W Hal.

80% Energy Savings

\$161 Savings per lamp*

- Ⓞ Suitable for use in totally enclosed fixtures
- Ⓞ Exceptional efficacy 80 LPW in Warm White
- Ⓞ Compact size 1:1 halogen form factor
- Ⓞ UL certified Class 1 & 2
- Ⓞ Extra Warm White (2400K) / Warm White / Natural White CCT
- Ⓞ Dimmable



25,000 H




DIMMABLE



EFFICACY



WARRANTY



CRI (Ra)



ENCLOSED**



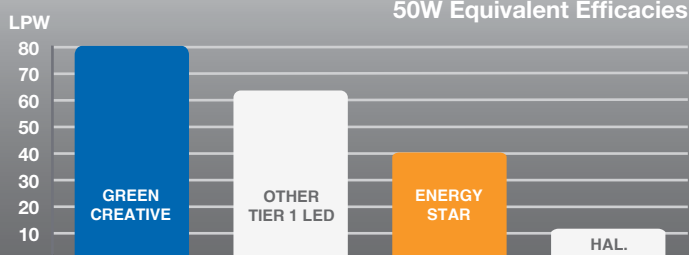
MR16 PRODUCT FEATURES

Suitable for Enclosed Fixtures

This MR16 is suitable for use in totally enclosed fixtures and capable of operating in a broad range of applications. Whether it is installed in indoor/outdoor, recessed, track or landscape environments, this lamp's advanced thermal design ensures optimal performance over the course of its lifetime.



Exceptional Efficacy



At 80 LPW, this lamp's efficacy is 25% higher than the Tier 1 LED MR16 50W replacement industry average and exceeds ENERGY STAR requirements by upwards of 100%. This energy-saving performance makes this lamp a smart retrofit choice for halogen bulbs.

MR16 7W DIM. TITANIUM LED SERIES 4.0



Ref.#:DSC00-MR16-7W

APPLICATIONS

Recessed Lighting



Accent / Display Lighting

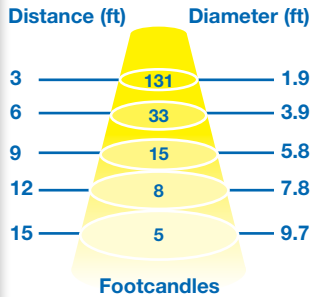


Track Lighting

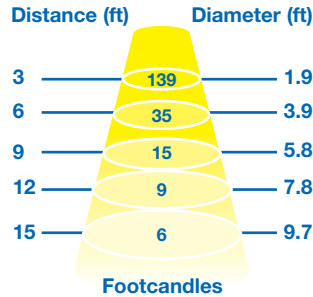


ILLUMINANCE

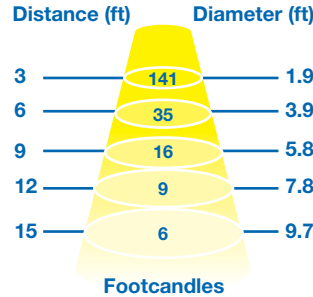
7MR16G4DIM/824FL36



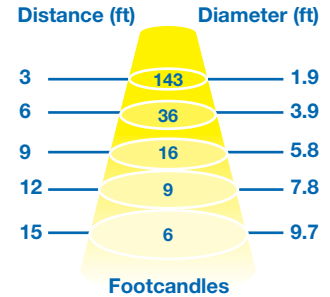
7MR16G4DIM/827FL36



7MR16G4DIM/830FL36



7MR16G4DIM/840FL36



SPECIFICATIONS

Product Model	40757 7MR16G4DIM/824FL36	40758 7MR16G4DIM/827FL36	40759 7MR16G4DIM/830FL36	40760 7MR16G4DIM/840FL36
Type	MR16	MR16	MR16	MR16
Base	Bi-pin GU5.3	Bi-pin GU5.3	Bi-pin GU5.3	Bi-pin GU5.3
Power (W)	7	7	7	7
Voltage - Frequency	12V 60Hz	12V 60Hz	12V 60Hz	12V 60Hz
Color Temp. (ANSI)	Extra Warm White 2400K	Warm White 2700K	Warm White 3000K	Natural White 4000K
CRI (Ra)	80	80	80	80
Typical lumens (lm)	475	525	560	580
Efficacy (LPW)	68	75	80	83
Beam Angle	FL 36°	FL 36°	FL 36°	FL 36°
CBCP (cd)	1180	1255	1265	1285
Dimmable	Yes	Yes	Yes	Yes
Power Factor	0.9	0.9	0.9	0.9
Rated Lifetime - L70 (hrs.)	25,000	25,000	25,000	25,000
Dia. x MOL	1.97"x1.89"(50x48mm)	1.97"x1.89"(50x48mm)	1.97"x1.89"(50x48mm)	1.97"x1.89"(50x48mm)
Weight (lb. / g)	0.12lb. / 55g	0.12lb. / 55g	0.12lb. / 55g	0.12lb. / 55g

* Savings per lamp based on \$0.11 / kw energy cost, 12 hrs / day lamp usage, \$4 halogen with 1000-hr lifetime, \$30 LED with 25,000-hr lifetime

** Suitable for use in totally enclosed fixtures

*** List of tested dimmer switches and transformers available on website

**** Suitable for damp locations. Not for use where directly exposed to weather or water